







## SK2600-SW Installation

The SK2600 Retainer allows stud to float/retract for tight curved panels. Note: For 2700/2800 studs - 2600-SW Retainers will only work for dimpled or countersunk panels. If the fastener hole is fully drilled (not dimpled or countersunk) to 5/16 (.3125) to allow for cup step (Figure 1), SW Retainers will not work. For such holes or oversized holes (a good example; Mooney cowlings), use NAS1515-H-4L Nylon washers with 2600-SW Retainers. Fit all studs prior to installing retainers. Add one dash number to the stud length to allow for the NAS backing washer if used (Figure 5 - SK2600-SW retainer does not add to the panel thickness; the NAS1515 washer does).



To install: Bend retainer open enough (Figure 2) to rotate around stud pin (Figure 3)



Then bend back to flush-flat condition (Figure 4).

