

# How to Choose the Right CLoc® Fastener

The application will determine the correct fastener:

**1) Is the application non-structural with no mass consideration?**

Consider the CLoc® 2000 Series

**2) Is the application semi-structural with some mass to consider?**

Consider the CLoc® 4000 or 6000 Series (if lip or panel overlap greater than 1.00)

**3) Is available lip or panel overlap restrictive? (width required to mount receptacle)**

- .355 to .500 – Consider the CLoc® 2500 Series
- .500 to .710 – Consider the CLoc® 26000/2700/2800 Series
- .710\* or more – Consider the CLoc® 4000 Series (.860\* for SK244/245 Rec)

\*See diagram on Page 2 or Page 20 for panel configuration/restrictions.

**4) Is weight a factor?**

Consider the Skytanium® CLoc® ZG Series for 30% to 50% Weight savings (without sacrificing steel strength ratings)

**5) Do you prefer a Rivet Receptacle? A crimp Receptacle? A Backing Nut Receptacle? Or a bonded Receptacle?**

## Need Convincing From Current Skybolt® Customer Applications?

What is the most demanding endurance application that also requires the absolute lightest fastener? Auto racing. Skybolt® has engineered fasteners that are lighter but stronger than anything on the market. What works on Sundays also earns its wings 24/7 in the aerospace world, the defense world, the commercial applications world, and the marine world.

- Most NASCAR teams rely on Skybolt®™ Skytanium® Series Fasteners for significant weight savings without any sacrifice in strength.
- One of the world's largest commercial aircraft companies found the perfect Avionics Fastener in the Skybolt®™ Skytanium® CLoc® ZG2500 Series Fasteners – a 50% weight savings without sacrificing strength.
- The Cessna 150, 172, 177, and 182 fleet just found major relief in the new Skybolt®™ SK2003 Cowling Mount using CLoc® 4000 Series Stainless Fasteners.
- The new Skybolt®™ 6000 Series Fasteners are designed for IED (Explosive) applications and armor plating applications.
- One of the world's foremost producers of missile systems found the perfect CLoc® Adjustable Bonded Receptacle for composite structures.
- Another world leader in aerospace manufacturing found the perfect CLoc® Receptacle for an anti-abrasive application.


CLoc®  
2000 Series



CLoc®  
4000 Series



Platemounts



ZLoc®



ALoc®



Tools



**Skybolt CLoc® 2000 and 4000 Series Bonded Series T50-C148**

Part #	Diecut Part#	Description - Fixed - Non Floating
SK212-10AB1E	SK212DC	2000 Series Alum Fixed Reduced Area - Hard Anodized
SK212-12AE	SK212DC	Aluminum Fixed
SK212-12SE	SK212DC	Stainless Fixed
Part #	Diecut Part#	Description - Fixed and Adjustable - Floating
SK201A01AE	SK201DC	2600 All Aluminum - Fixed Grip - Floating - 201 Receptacle
SK201C01E	SK201DC	2600 All Stainless - Fixed Grip - Floating - 201 Receptacle
SK203A01AE	SK201DC	2600 All Aluminum - Adjustable Grip - Floating - 203 Receptacle
SK203C01E	SK201DC	2600 All Stainless - Adjustable Grip - Floating - 203 Receptacle
Part #	Diecut Part#	
SK214-16SE	SK214DC	4000 Series - Fixed Grip - Non-Floating - Machined
SK40R17-2E	SK214DC	4000 Series - Fixed Grip - Non-Floating - Formed
SK244C16CE	SK16DC	4000 Series - Fixed Grip - Floating - Non-Removable Insert
SK244C161CE	SK161DC	4000 Series - Fixed Grip - Floating - Removable Insert
SK245C161CE	SK161DC	4000 Series - Adjustable Grip - Floating - Removable Insert
SK245C16CE	SK16DC	4000 Series - Adjustable Grip - Floating - Non-Removable Insert



**Skybolt QuickChange™ Toolless™ Nutplates - Rivet - T50-C148**

Part #	Description - NASM21060* Compatible Floating Nutplates - QuickChange™ Inserts T50-C148
SK21060L08	#8-32 304 Stainless - Dry Film - QuickChange™ Cage - Toolless™ - Rivet
SK21060L3	#10-32 304 Stainless - Dry Film - QuickChange™ Cage - Toolless™ - Rivet
SK21060L4	#1/4-28 304 Stainless - Dry Film - QuickChange™ Cage - Toolless™ - Rivet
Part #	
SK21060LM4	M4 304 Stainless - Dry Film - QuickChange™ Cage - Toolless™ - Rivet
SK21060LM5	M5 304 Stainless - Dry Film - QuickChange™ Cage - Toolless™ - Rivet
SK21060LM6	M6 304 Stainless - Dry Film - QuickChange™ Cage - Toolless™ - Rivet
Part #	
SK21078FA3	#10-32 Skytanium/Nylon - QuickChange™ Cage - Toolless™ - Rivet
SK21078FA420	#1/4-20 Skytanium/Nylon - QuickChange™ Cage - Toolless™ - Rivet
SK21078FA428	#1/4-28 Skytanium/Nylon - QuickChange™ Cage - Toolless™ - Rivet



### Skybolt QuickChange™ Toolless™ Nutplates – Bonded – TSO-C148

Part #	Diecut Part#	Description - NASM21060* Compatible Floating Nutplates - QuickChange™ Inserts TSO-C148
SK21060L08E	SK21060DC08	#8-32 304 Stainless - Dry Film - QuickChange™ Cage - Toolless™
SK21060L3E	SK21060DC3	#10-32 304 Stainless - Dry Film - QuickChange™ Cage - Toolless™
SK21060L4E	SK21060DC4	#1/4-28 304 Stainless - Dry Film - QuickChange™ Cage - Toolless™
Part #	Diecut Part#	
SK21060LM4E	SK21060DC08	M4 304 Stainless - Dry Film - QuickChange™ Cage - Toolless™
SK21060LM5E	SK21060DC3	M5 304 Stainless - Dry Film - QuickChange™ Cage - Toolless™
SK21060LM6E	SK21060DC4	M6 304 Stainless - Dry Film - QuickChange™ Cage - Toolless™
Part #	Diecut Part#	
SK21078FA3E	SK21060DC3	#10-32 Skytanium/Nylon - QuickChange™ Cage - Toolless™
SK21078FA420E	SK21060DC4	#1/4-20 Skytanium/Nylon - QuickChange™ Cage - Toolless™
SK21078FA428E	SK21060DC4	#1/4-28 Skytanium/Nylon - QuickChange™ Cage - Toolless™



### Skybolt Bonding – State of the Art Epoxy & Hybrid Structural Tape Bonding

Skybolt offers 1/4-Turn Panel Fasteners and our QuickChange™ Platenuts in a bonding configuration in both 2-part Epoxy and high strength Tape Bonding. For non-smooth surfaces, our 2-part Epoxy provides secure bonds with minimal panel preparation. For smooth surface aluminum and composite, we offer the fasteners with easy to install high strength Die Cut Tape Bonding. Order 2-Part Epoxy Part# H375 for epoxy applications. Cartridge Gun and Mixing tips are required. For Die Cut Hybrid Structural Tape, order the referenced Die Cut Part# (Packages of 10) for customer installed Tape Bonding.

### Skybolt QuickChange™ Toolless™ Nutplates – Bonded – TSO-C148

Part #	Diecut Part#	Description - 1.0 Skytanium Base - AN3A Stud
SKM10-1032-3AS	SK10DC	#10-32 x .62 Length x .125 Grip
SKM10-1032-4AS	SK10DC	#10-32 x .69 Length x .188 Grip
SKM10-1032-5AS	SK10DC	#10-32 x .81 Length x .313 Grip
SKM10-1032-6AS	SK10DC	#10-32 x .94 Length x .438 Grip
SKM10-1032-7AS	SK10DC	#10-32 x 1.06 Length x .563 Grip
SKM10-1032-10AS	SK10DC	#10-32 x 1.19 Length x .688 Grip
SKM10-1032-11AS	SK10DC	#10-32 x 1.31 Length x .813 Grip
SKM10-1032-12AS	SK10DC	#10-32 x 1.44 Length x .938 Grip
SKM10-1032-13AS	SK10DC	#10-32 x 1.56 Length x 1.063 Grip
Part #	Diecut Part#	Description - 1.0 Skytanium Base - AN4A Stud
SKM10-428-3AS	SK10DC	1/4-28 x .62 Length x .125 Grip
SKM10-428-4AS	SK10DC	1/4-28 x .69 Length x .188 Grip
SKM10-428-5AS	SK10DC	1/4-28 x .81 Length x .313 Grip
SKM10-428-6AS	SK10DC	1/4-28 x .94 Length x .438 Grip
SKM10-428-7AS	SK10DC	1/4-28 x 1.06 Length x .563 Grip
SKM10-428-10AS	SK10DC	1/4-28 x 1.19 Length x .688 Grip
SKM10-428-11AS	SK10DC	1/4-28 x 1.31 Length x .813 Grip
SKM10-428-12AS	SK10DC	1/4-28 x 1.44 Length x .938 Grip
SKM10-428-13AS	SK10DC	1/4-28 x 1.56 Length x 1.063 Grip



Note: Change ALCRS to CRS to denote 300 Series Base and 300/400 Series Male Studs as noted.

### Skybolt Bonded Standoffs - Imperial - T50-C148

Part #	Diecut Part#	Description - Skytanium Standoff - Base Dia 1.00 x .625 T .125
SKF10-1032-4A	SK10DC	#10-32 x .250 Length
SKF10-1032-5A	SK10DC	#10-32 x .3125 Length
SKF10-1032-6A	SK10DC	#10-32 x .375 Length
SKF10-1032-8A	SK10DC	#10-32 x .500 Length
SKF10-428-4A	SK10DC	1/4-28 x .250 Length
SKF10-428-5A	SK10DC	1/4-28 x .3125 Length
SKF10-428-6A	SK10DC	1/4-28 x .375 Length
SKF10-428-8A	SK10DC	1/4-28 x .500 Length



### Skybolt Bonded Standoffs - Metric - T50-C148

Part #	Diecut Part#	Description - Skytanium Standoff - Base Dia 1.00 x .625 T .125
SKFM75-4-4A	SK75DC	4mm x 6.350 Length
SKFM75-4-5A	SK75DC	4mm x 7.938 Length
SKFM75-4-6A	SK75DC	4mm x 9.525 Length
SKFM75-4-8A	SK75DC	4mm x 12.700 Length
SKFM10-5-4A	SK10DC	4mm x 6.350 Length
SKFM10-5-5A	SK10DC	4mm x 7.938 Length
SKFM10-5-6A	SK10DC	4mm x 9.525 Length
SKFM10-5-8A	SK10DC	4mm x 12.700 Length
SKFM10-6-4A	SK10DC	4mm x 6.350 Length
SKFM10-6-5A	SK10DC	4mm x 7.938 Length
SKFM10-6-6A	SK10DC	4mm x 9.525 Length
SKFM10-6-8A	SK10DC	4mm x 12.700 Length



### Skybolt Bonded - Internal Locking Nut

Part #	Diecut Part#	Description - 300 Series Standoff - Base Dia 1.00 T .080
SKN-632N	SK10DC	#6-32 Internal Locknut 250F
SKN-832N	SK10DC	#8-32 Internal Locknut 250F
SKN-1032N	SK10DC	#10-32 Internal Locknut 250F
SKN-428N	SK10DC	1/4-28 Internal Locknut 250F
SKN-M4	SK10DC	4mm Internal Locknut 250F
SKN-M5	SK10DC	5mm Internal Locknut 250F
SKN-M6	SK10DC	6mm Internal Locknut 250F



### Skybolt Bonded - Blind Rivet Mount

Part #	Diecut Part#	Description - 300 Series Standoff - Base Dia 1.00 T .080
SKR-125	SK10DC	For 1/8-Inch Blind Rivet
SKR-3125	SK10DC	For 5/16-Inch Blind Rivet



Note - All DieCut Part#s are optional for Hybrid Structural Tape Bonding - Not required for 2-Part Epoxy Applications

## Skybolt Adhesive - State of the Art (2023) Technology in Bonding

Part #	Replaces	Description
H375	CB200	2-Part Epoxy Metals, FRP,wood,rubber,other materials 1:1 Mix



	HERNON®	ClickBond® CB200
Working Time - Minutes	10-15	5
Fixture time - Minutes	5-10	30
Full Cure - Hours	24	24
Temp Range F	-67 to 250	-67 to 250
Cure Performance ASTM D1002 psi	4000-6000	4400
Reach Compliant	Yes	No
Ratio	1:1	8:1

Includes 1Ea Mixer Tip

As the aerospace industry has preached laboratory conditions for bonding spanning many decades, Skybolt approached the bonding method based on reality. We tested various bonding products in search of a compound that requires minimal panel preparation - Reality. The Hernon bonding agent, based on our hands on application testing, meets our goal of reasonable REALITY with a clean panel substrate conditioned with a simple Acetone wipe. Independant lab tested to MSxxxx performance.

## Skybolt CLoc® Adhesive Applicator Tools

Part #	Description
SK700	Dispenser Gun - Includes 1:1 Dispenser Ram

Part #	Description
SK10001 Electronic Pneumatic Dispenser	Electronic dispenser with foot pedal makes bonding quick and easy for production applications. 25psi application pressure; 7 psi rebound pressure (eliminates wasted drip residue)

Part #	Description
SK70011	1:1 Dispenser Ram - Included with SK700
SK80011	10 Pak 1:1 Mixer Tip - 1ea Included with H375 Cartridge L= 3-1/2
SK80012	10 Pak 1:1 Mixer Tip - 1ea Included with H375 Cartridge L= 4-3/4



## Skybolt Hybrid Structural Tape - Die Cut

See Previous Pages for Part Numbers



# Skybolt CLoc® 2000 Series Fasteners

## 3 - Piece Series (Stud/Retainer - Locking Receptacle)



ZG2500, ZG2600,  
See page 8 & 11



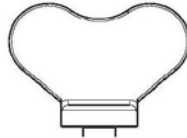
SK25S51, SK26S51  
See Page 8 and 12  
SK27S3, SK28S3, ZG28S3  
See Page 18 and 19



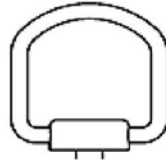
SK2500, SK2600  
See Page 8 and 11  
SK2700, SK2800  
See Page 17 & 19



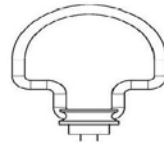
SK28T3  
See Page 19



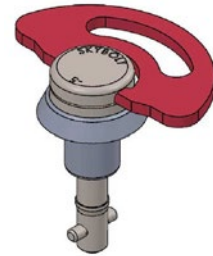
SK2500W, ZG2500W,  
SK2600W, ZG2600W  
See page 10 & 13



SK2500R, ZG2500R,  
SK2600R, ZG2600R  
See page 10 & 14



SK26S22, ZG26S22  
See Page 15



SK2600SFW, ZG2600SFW  
See page 16

### SK2500 and ZG2500 Series

For SK and ZG2500 Series Studs - Drill panel to 1/4 (Precision -.257 or 6.53mm)

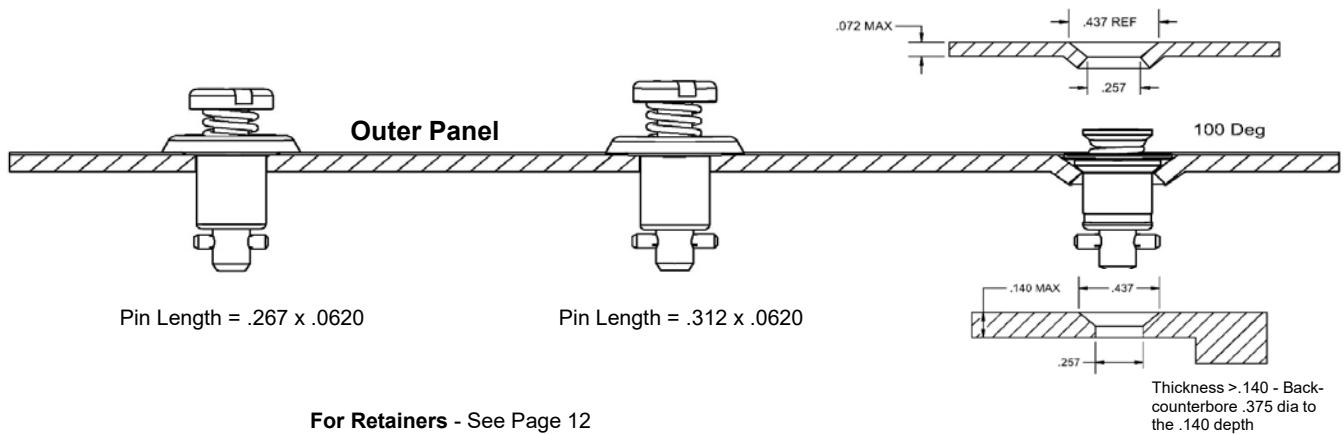
\*Industry standard (non-machined) cups have a slight 'bump' that is .359 diameter.

### SK2600 and ZG2600 Series

For SK and ZG2600 Series Studs - Drill panel to 1/4 (Precision -.257 or 6.53mm)

### SK2700, SK2800 and ZG2800 Series

**Thin Outer Panel Dimple** - Up to .072 Max. Drill panel to .213 or 5.41mm Dimple so that thru hole is .257 or 5.53mm  
**Thick Outer Panel Countersink** >.072 - Drill panel to .257 or 5.53mm. 100deg countersink to surface dia of .437 or 11mm



For Retainers - See Page 12


### SK212-10

Drill Center Hole 5/16 (7.94mm) for all panels

### SK212-12

Drill Center Hole 13/32 (10.32mm) for all panels

### INNER SUPPORT PANEL



Note: Add .100 to receptacle depth to allow for fastener protrusion when cycled lock to unlock (.500 + .100) = Clearance Requirement

# CLoc® 2000 Series Common Sets

Forget Charts - The Following assemblies solve 99% of all applications



### Stainless Series - Flush Head

<b>SK28S3-SET1</b>	Grip Range
SK28S3-2S Phillips Stud	.040-.400
SK2600 - LWS Stud Retainer	
SK213-2 Adjustable Receptacle	
3/32" Rivets not included	

Most Common Aircraft Set

### Skytanium® Series - Flush Head

<b>ZG28S3-SET2</b>	Grip Range
ZG28S3-2 Phillips Stud	.040-.400
SK2600 - LWS Stud Retainer	
SK213-28 Adjustable Receptacle	
1/8" Rivets not included	

Most Common NASCAR Set



### Stainless Series - Protruding Head

<b>SK26S51-SET1</b>	Grip Range
SK26S51-1S Phillips Stud	.040-.400
SK2600-LWS Stud Retainer	
SK213-2 Adjustable Receptacle	
3/32" Rivets not included	

Note: Order SET1 for SK213-2 (3/32 Rivets). Order SET2 for SK213-28 (1/8 Rivets)

### Skytanium® Series - Protruding Head

<b>ZG2600-SET2</b>	Grip Range
ZG2600-1 Collared Slot Stud	.040-.400
SK2600-LWS Stud Retainer	
SK213-28 Adjustable Receptacle	
1/8" Rivets not included	



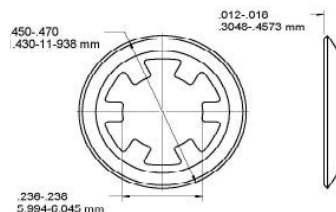
ZG28S3/SK28S3



ZG2600



SK26S51



SK2600-LWS



SK213

# CLoc® SK2500 ZG2500 Protruding Head

## 3 - Piece Series (Stud/Retainer - Locking Receptacle)



SK2500 Series Standard Slot  
(A= .302)



ZG2500 Series Collared Slot  
(A= .375)



SK25S51 Series Phillips  
(A= .302)

- LightWeight Aerospace Panel Fasteners - 50%Weight Savings
- Designed for Restrictive (Minimum Overlap) Mounting Surfaces
- Reduced Thru-Hole Diameter For Mounting Close to Edge
- TSO-C148 Approved. Designed to Exceed NASM5591 Table II Performance
- Honeywell-Airbus Approvals - A380 Avionics (ZG2500 Series)
- Tensile/Shear Loads of 200 LBS Working - 300 Lbs Plus Ultimate



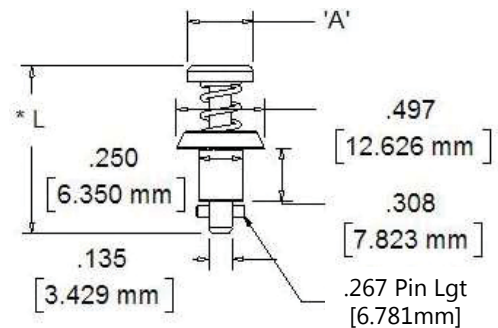
SK2500SC  
ZG2500



SK25S51  
ZG25S51



SK2500



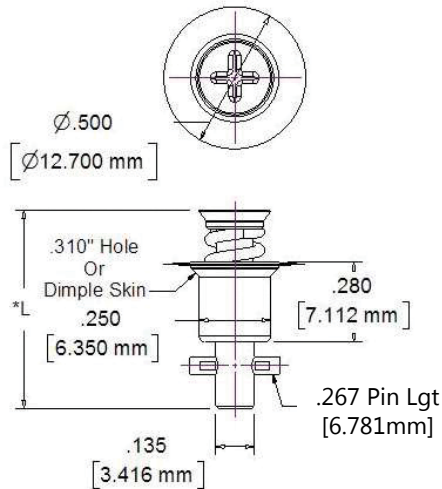
Note: 2500 Series Studs may use SK212-10, SK212-12, or SK213 Series Receptacles.

Protruding Head 2500 Series Stud					SK212-10 Series Fixed Depth Receptacle Combined Panels				Total Stud Length L	
Stainless Standard Slot	Stainless Collared Slot	Stainless Phillips	Skytanium® Collared Slot	Skytanium® Phillips(1)	Decimal		Millimeter		Decimal	Millimeter
					Min	Max	Min	Max		
SK2500-1S	SK2500SC1S	SK25S51-1	ZG2500-1	ZG25S51-1	.030	.059	0.762	1.499	.760	19.304
SK2500-2S	SK2500SC2S	SK25S51-2	ZG2500-2	ZG25S51-2	.060	.089	1.524	2.261	.790	20.066
SK2500-3S	SK2500SC3S	SK25S51-3	ZG2500-3	ZG25S51-3	.090	.119	2.286	3.023	.820	20.828
SK2500-4S	SK2500SC4S	SK25S51-4	ZG2500-4	ZG25S51-4	.120	.149	3.048	3.785	.850	21.590
SK2500-5S	SK2500SC5S	SK25S51-5	ZG2500-5	ZG25S51-5	.150	.179	3.810	4.547	.880	22.352
SK2500-6S	SK2500SC6S	SK25S51-6	ZG2500-6	ZG25S51-6	.180	.209	4.572	5.309	.910	23.114
SK2500-7S	SK2500SC7S	SK25S51-7	ZG2500-7	ZG25S51-7	.210	.239	5.334	6.071	.940	23.876
SK2500-8S	SK2500SC8S	SK25S51-8	ZG2500-8	ZG25S51-8	.240	.269	6.096	6.833	.970	24.638
SK2500-9S	SK2500SC9S	SK25S51-9	ZG2500-9	ZG25S51-9	.270	.299	6.858	7.595	1.000	25.400
SK2500-10S	SK2500SC10S	SK25S51-10	ZG2500-10	ZG25S51-10	.300	.329	7.620	8.357	1.030	26.162
SK2500-11S	SK2500SC11S	SK25S51-11	ZG2500-11	ZG25S51-11	.330	.359	8.382	9.119	1.060	26.924
SK2500-12S	SK2500SC12S	SK25S51-12	ZG2500-12	ZG25S51-12	.360	.389	9.144	9.881	1.090	27.686
SK2500-13S	SK2500SC13S	SK25S51-13	ZG2500-13	ZG25S51-13	.390	.419	9.906	10.643	1.120	28.448
SK2500-14S	SK2500SC14S	SK25S51-14	ZG2500-14	ZG25S51-14	.420	.449	10.668	11.405	1.150	29.210
SK2500-15S	SK2500SC15S	SK25S51-15	ZG2500-15	ZG25S51-15	.450	.479	11.430	12.167	1.180	29.972

Note: See page 22 for plating options and part# suffix. Note (1) ZG25S51 use stainless Stud/Skytanium® Cup.

# CLoc® SK2500 ZG2500 Flush Head

## 3 - Piece Series (Stud/Retainer - Locking Receptacle)



- LightWeight Aerospace Panel Fasteners - 50% Weight Savings
- Designed for Restrictive (Minimum Overlap) Mounting Surfaces
- Reduced Thru-Hole Diameter For Mounting Close to Edge
- Tensile/Shear Loads of 200 LBS Working - 300 Lbs Plus Ultimate
- TSO-C148 Approved. Designed to Exceed NASM5591 Table II



Note: 2500 Series Studs may use SK212-10, SK212-12, or SK213 Series Receptacles.

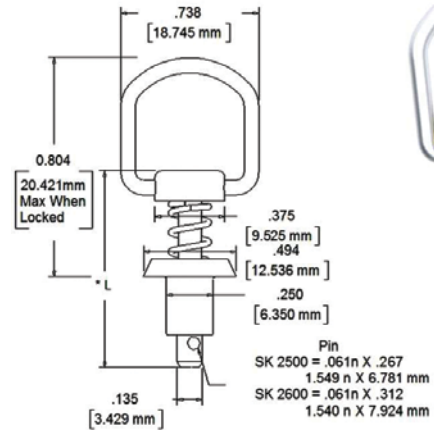
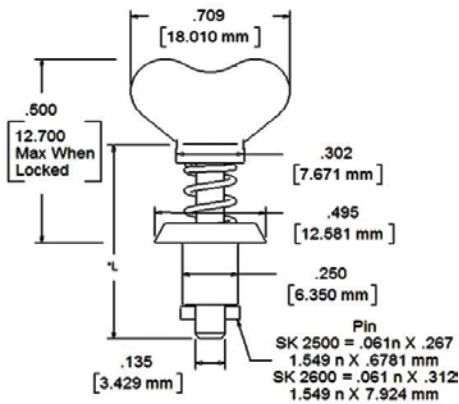
Flush Head 2500 Series Stud		Total Stud Length L		SK212-10 Series Fixed Depth Receptacle Combined Panels			
Stainless Phillips	Skytanium® Phillips(1)	Decimal	Millimeter	Decimal		Millimeter	
				Min	Max	Min	Max
SK25S3-1S	ZG25S3-1	.610	15.494	.010	.029	0.254	0.737
SK25S3-2S	ZG25S3-2	.640	16.256	.030	.059	0.762	1.499
SK25S3-3S	ZG25S3-3	.670	17.018	.060	.089	1.524	2.261
SK25S3-4S	ZG25S3-4	.700	17.780	.090	.119	2.286	3.023
SK25S3-5S	ZG25S3-5	.730	18.542	.120	.149	3.048	3.785
SK25S3-6S	ZG25S3-6	.760	19.304	.150	.179	3.810	4.547
SK25S3-7S	ZG25S3-7	.790	20.066	.180	.209	4.572	5.309
SK25S3-8S	ZG25S3-8	.820	20.828	.210	.239	5.334	6.071
SK25S3-9S	ZG25S3-9	.850	21.590	.240	.269	6.096	6.833
SK25S3-10S	ZG25S3-10	.880	22.352	.270	.299	6.858	7.595
SK25S3-11S	ZG25S3-11	.910	23.114	.300	.329	7.620	8.357
SK25S3-12S	ZG25S3-12	.940	23.876	.330	.359	8.382	9.119
SK25S3-13S	ZG25S3-13	.970	24.638	.360	.389	9.144	9.881
SK25S3-14S	ZG25S3-14	1.000	25.400	.390	.419	9.906	10.643
SK25S3-15S	ZG25S3-15	1.030	26.162	.420	.449	10.668	11.405
SK25S3-16S	ZG25S3-16	1.060	26.924	.450	.479	11.430	12.167

Note: See page 22 for plating options and part# suffix Note (1) ZG25S3 use stainless stud/Skytanium® cup.

# CLoc® SK2500 Winged & Folding Ring

## 3 - Piece Series (Stud/Retainer - Locking Receptacle)

- LightWeight Aerospace Panel Fasteners - 50%Weight Savings
- Designed for Restrictive (Minimum Overlap) Mounting Surfaces
- Reduced Thru-Hole Diameter For Mounting Close to Edge
- TSO-C148 Approved. Designed to Exceed NASM5591 Table II Performance
- ZG2500R Series Honeywell-Airbus Approvals - A380 Avionics
- Tensile/Shear Loads of 200 LBS Working - 300 Lbs Plus Ultimate



Note: 2500 Series Studs may use SK212-10, SK212-12, or SK213 Series Receptacles.

Winged 2500 Series Studs		Stud Length (L)		Folding Ring 2500 Series		SK212 Series Fixed Depth Receptacle Combined Panels				SK213-1* and -2 Series Adjustable Depth Combined Panels					
Stainless Wing	Skytanium® Wing	Dec.	mm	Stainless Folding Ring	Skytanium® Folding Ring	Dec.	mm	SK212 Series		SK212 Series		SK213-1* and -2 Series		SK213-1* and -2 Series	
								Decimal	Millimeter	Decimal	Millimeter	Decimal	Millimeter	Decimal	Millimeter
								Min	Max	Min	Max	Min	Max	Min	Max
SK2500-1SW	ZG2500-1W	.760	19.304	SK2500R1S	ZG2500R1	.825	20.955	.030	.059	0.762	1.499	.020	.320	0.508	8.128
SK2500-2SW	ZG2500-2W	.790	20.066	SK2500R2S	ZG2500R2	.855	21.717	.060	.089	1.524	2.261	.020	.350	0.508	8.890
SK2500-3SW	ZG2500-3W	.820	20.828	SK2500R3S	ZG2500R3	.885	22.479	.090	.119	2.286	3.023	.050	.380	1.270	9.652
SK2500-4SW	ZG2500-4W	.850	21.590	SK2500R4S	ZG2500R4	.915	23.241	.120	.149	3.048	3.785	.080	.410	2.032	10.414
SK2500-5SW	ZG2500-5W	.880	22.352	SK2500R5S	ZG2500R5	.945	24.003	.150	.179	3.810	4.547	.110	.440	2.794	11.176
SK2500-6SW	ZG2500-6W	.910	23.114	SK2500R6S	ZG2500R6	.975	24.765	.180	.209	4.572	5.309	.140	.470	3.556	11.938
SK2500-7SW	ZG2500-7W	.940	23.876	SK2500R7S	ZG2500R7	1.005	25.527	.210	.239	5.334	6.071	.170	.500	4.318	12.700
SK2500-8SW	ZG2500-8W	.970	24.638	SK2500R8S	ZG2500R8	1.035	26.289	.240	.269	6.096	6.833	.200	.530	5.080	13.462
SK2500-9SW	ZG2500-9W	1.000	25.400	SK2500R9S	ZG2500R9	1.065	27.051	.270	.299	6.858	7.595	.230	.560	5.842	14.224
SK2500-10SW	ZG2500-10W	1.030	26.162	SK2500R10S	ZG2500R10	1.095	27.813	.300	.329	7.620	8.357	.260	.590	6.604	14.986
SK2500-11SW	ZG2500-11W	1.060	26.924	SK2500R11S	ZG2500R11	1.125	28.575	.330	.359	8.382	9.119	.290	.620	7.366	15.748
SK2500-12SW	ZG2500-12W	1.090	27.686	SK2500R12S	ZG2500R12	1.155	29.337	.360	.389	9.144	9.881	.320	.650	8.128	16.510
SK2500-13SW	ZG2500-13W	1.120	28.448	SK2500R13S	ZG2500R13	1.185	30.099	.390	.419	9.906	10.643	.350	.680	8.890	17.272
SK2500-14SW	ZG2500-14W	1.150	29.210	SK2500R14S	ZG2500R14	1.215	30.861	.420	.449	10.668	11.405	.380	.710	9.652	18.034
SK2500-15SW	ZG2500-15W	1.180	29.972	SK2500R15S	ZG2500R15	1.245	31.623	.450	.479	11.430	12.167	.410	.740	10.414	18.796

Note: See page 22 for plating options and part# suffix.

# CLoc® SK2600 ZG2600 Slotted Head

## 3 - Piece Series (Stud/Retainer - Locking Receptacle)



SK2600 Series Standard Slot  
(A= .302)



ZG2600 Series Collared Slot  
(A= .375)

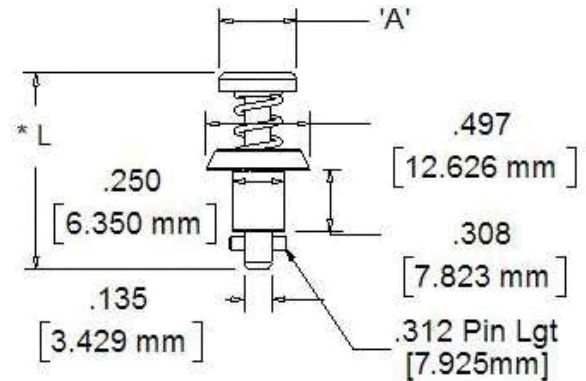
- TSO-C148 Approved. Designed to exceed NASM5591 Table II Performance
- Tensile/Shear Loads of 200 LBS Working - 300\* Lbs Plus Ultimate



ZG2600



SK2600



Replacements	Stainless Slotted	Steel Slotted
<b>CamLoc®</b>	2600-(x)S	2600-(x)
<b>Lisi</b>	1126007-(x)	1126000-(x)

Note: 2600 Series Studs will not fit SK212-10 Series Receptacles. Use SK212-12 or SK213 Series Receptacle

Slotted Head 2600 Series Studs			Total Stud Length (L)		SK212 Series Fixed Depth Receptacle Combined Panels				SK213-1* and -2 Series Adjustable Depth Combined Panels			
Steel Standard Slot	Stainless Standard Slot	Skytanium® Collared Slot	Dec	mm	Decimal		Millimeter		Decimal		Millimeter	
					Min	Max	Min	Max	Min	Max	Min	Max
2600-1	SK2600-1S	ZG2600-1	.760	19.304	0.030	0.059	0.762	1.499	.020	.320	0.508	8.128
2600-2	SK2600-2S	ZG2600-2	.790	20.066	0.060	0.089	1.524	2.261	.020	.350	0.508	8.890
2600-3	SK2600-3S	ZG2600-3	.820	20.828	0.090	0.119	2.286	3.023	.050	.380	1.270	9.652
2600-4	SK2600-4S	ZG2600-4	.850	21.590	0.120	0.149	3.048	3.785	.080	.410	2.032	10.414
2600-5	SK2600-5S	ZG2600-5	.880	22.352	0.150	0.179	3.810	4.547	.110	.440	2.794	11.176
2600-6	SK2600-6S	ZG2600-6	.910	23.114	0.180	0.209	4.572	5.309	.140	.470	3.556	11.938
2600-7	SK2600-7S	ZG2600-7	.940	23.876	0.210	0.239	5.334	6.071	.170	.500	4.318	12.700
2600-8	SK2600-8S	ZG2600-8	.970	24.638	0.240	0.269	6.096	6.833	.200	.530	5.080	13.462
2600-9	SK2600-9S	ZG2600-9	1.000	25.400	0.270	0.299	6.858	7.595	.230	.560	5.842	14.224
2600-10	SK2600-10S	ZG2600-10	1.030	26.162	0.300	0.329	7.620	8.357	.260	.590	6.604	14.986
2600-11	SK2600-11S	ZG2600-11	1.060	26.924	0.330	0.359	8.382	9.119	.290	.620	7.366	15.748
2600-12	SK2600-12S	ZG2600-12	1.090	27.686	0.360	0.389	9.144	9.881	.320	.650	8.128	16.510
2600-13	SK2600-13S	ZG2600-13	1.120	28.448	0.390	0.419	9.906	10.643	.350	.680	8.890	17.272
2600-14	SK2600-14S	ZG2600-14	1.150	29.210	0.420	0.449	10.668	11.405	.380	.710	9.652	18.034
2600-15	SK2600-15S	ZG2600-15	1.180	29.972	0.450	0.479	11.430	12.167	.410	.740	10.414	18.796

\* For SK213-1 Receptacles, add .120 to Min Grip. Note (1) ZG26551 use stainless stud/Skytanium® cup. Note: CLoc®-CamLoc® grip charts are identical for 2600 Series parts. Physical dimensions are identical. See page 22 for plating options and part# suffix. Tested to 600 lbs. Skybolt® stainless CLoc® testing exceeds NASM5591 standards for tensile/shear and endurance.

# CLoc® SK2600 ZG2600 Phillips Head

## 3 - Piece Series (Stud/Retainer - Locking Receptacle)

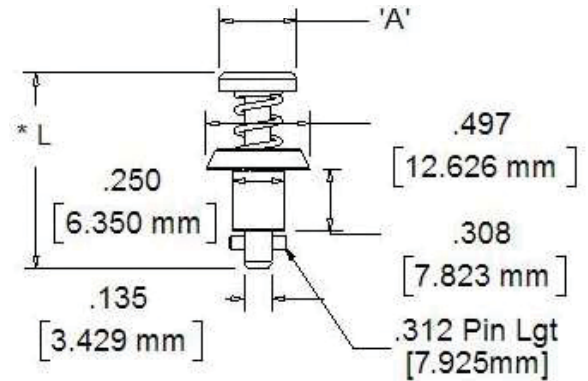


SK26S51 Series Phillips  
(A= .302)



SK26S51  
ZG26S51

- TSO-C148 Approved. Designed to exceed NASM5591 Table II Performance
- Tensile/Shear Loads of 200 LBS Working - 300\* Lbs Plus Ultimate



Replacements	Stainless Phillips	Steel Phillips
<b>CamLoc®</b>	26S51-(x)	26S8-(x)
<b>Lisi</b>	1126008-(x)	1126004-(x)

Note: 2600 Series Studs will not fit SK212-10 Series Receptacles. Use SK212-12 or SK213 Series Receptacle

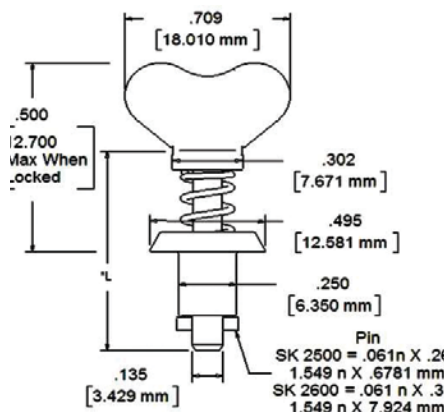
Phillips Head 2600 Series Studs			Total Stud Length (L)		SK212 Series Fixed Depth Receptacle Combined Panels				SK213-1* and -2 Series Adjustable Depth Combined Panels			
Steel Phillips	Stainless Phillips	Skytanium® Phillips	Dec	mm	Decimal		Millimeter		Decimal		Millimeter	
					Min	Max	Min	Max	Min	Max	Min	Max
SK26S8-1	SK26S51-1	ZG26S51-1	.760	19.304	0.030	0.059	0.762	1.499	.020	.320	0.508	8.128
SK26S8-2	SK26S51-2	ZG26S51-2	.790	20.066	0.060	0.089	1.524	2.261	.020	.350	0.508	8.890
SK26S8-3	SK26S51-3	ZG26S51-3	.820	20.828	0.090	0.119	2.286	3.023	.050	.380	1.270	9.652
SK26S8-4	SK26S51-4	ZG26S51-4	.850	21.590	0.120	0.149	3.048	3.785	.080	.410	2.032	10.414
SK26S8-5	SK26S51-5	ZG26S51-5	.880	22.352	0.150	0.179	3.810	4.547	.110	.440	2.794	11.176
SK26S8-6	SK26S51-6	ZG26S51-6	.910	23.114	0.180	0.209	4.572	5.309	.140	.470	3.556	11.938
SK26S8-7	SK26S51-7	ZG26S51-7	.940	23.876	0.210	0.239	5.334	6.071	.170	.500	4.318	12.700
SK26S8-8	SK26S51-8	ZG26S51-8	.970	24.638	0.240	0.269	6.096	6.833	.200	.530	5.080	13.462
SK26S8-9	SK26S51-9	ZG26S51-9	1.000	25.400	0.270	0.299	6.858	7.595	.230	.560	5.842	14.224
SK26S8-10	SK26S51-10	ZG26S51-10	1.030	26.162	0.300	0.329	7.620	8.357	.260	.590	6.604	14.986
SK26S8-11	SK26S51-11	ZG26S51-11	1.060	26.924	0.330	0.359	8.382	9.119	.290	.620	7.366	15.748
SK26S8-12	SK26S51-12	ZG26S51-12	1.090	27.686	0.360	0.389	9.144	9.881	.320	.650	8.128	16.510
SK26S8-13	SK26S51-13	ZG26S51-13	1.120	28.448	0.390	0.419	9.906	10.643	.350	.680	8.890	17.272
SK26S8-14	SK26S51-14	ZG26S51-14	1.150	29.210	0.420	0.449	10.668	11.405	.380	.710	9.652	18.034
SK26S8-15	SK26S51-15	ZG26S51-15	1.180	29.972	0.450	0.479	11.430	12.167	.410	.740	10.414	18.796

\* For SK213-1 Receptacles, add .120 to Min Grip. Note (1) ZG26S51 use stainless stud/Skytanium® cup. Note: CLoc®-CamLoc® grip charts are identical for 2600 Series parts. Physical dimensions are identical. See page 22 for plating options and part# suffix. Tested to 600 lbs. Skybolt® stainless CLoc® testing exceeds NASM5591 standards for tensile/shear and endurance.

# CLoc® SK2600 Winged

## 3 - Piece Series (Stud/Retainer - Locking Receptacle)

- TSO-C148 Approved. Designed to Exceed NASM5591 Table II Performance
- Tensile/Shear Loads of 200 LBS Working - 300\* Lbs Plus Ultimate



Replacements	Stainless Wing	Steel Wing
<b>CamLoc®</b>	2600-(x)SW	2600-(x)W
<b>Lisi</b>	1126014-(x)	1126010-(x)

Note: 2600 Series Studs will not fit SK212-10 Series Receptacles. Use SK212-12 or SK213 Series Receptacle

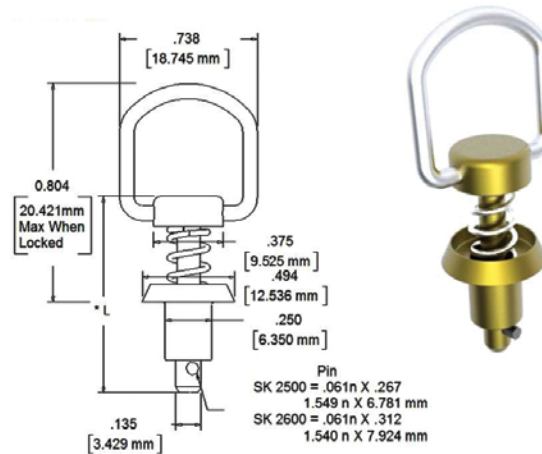
Winged 2600 Series Studs			Stud Length (L)		SK212 Series Fixed Depth Receptacle Combined Panels				SK213-1* and -2 Series Adjustable Depth Combined Panels			
Steel Wing	Stainless Wing	Skytanium® Wing	Dec.	mm	Decimal		Millimeter		Decimal		Millimeter	
					Min	Max	Min	Max	Min	Max	Min	Max
SK2600-1W	SK2600-1SW	ZG2600-1W	.760	19.304	.030	.059	0.762	1.499	.020	.320	0.508	8.128
SK2600-2W	SK2600-2SW	ZG2600-2W	.790	20.066	.060	.089	1.524	2.261	.020	.350	0.508	8.890
SK2600-3W	SK2600-3SW	ZG2600-3W	.820	20.828	.090	.119	2.286	3.023	.050	.380	1.270	9.652
SK2600-4W	SK2600-4SW	ZG2600-4W	.850	21.590	.120	.149	3.048	3.785	.080	.410	2.032	10.414
SK2600-5W	SK2600-5SW	ZG2600-5W	.880	22.352	.150	.179	3.810	4.547	.110	.440	2.794	11.176
SK2600-6W	SK2600-6SW	ZG2600-6W	.910	23.114	.180	.209	4.572	5.309	.140	.470	3.556	11.938
SK2600-7W	SK2600-7SW	ZG2600-7W	.940	23.876	.210	.239	5.334	6.071	.170	.500	4.318	12.700
SK2600-8W	SK2600-8SW	ZG2600-8W	.970	24.638	.240	.269	6.096	6.833	.200	.530	5.080	13.462
SK2600-9W	SK2600-9SW	ZG2600-9W	1.000	25.400	.270	.299	6.858	7.595	.230	.560	5.842	14.224
SK2600-10W	SK2600-10SW	ZG2600-10W	1.030	26.162	.300	.329	7.620	8.357	.260	.590	6.604	14.986
SK2600-11W	SK2600-11SW	ZG2600-11W	1.060	26.924	.330	.359	8.382	9.119	.290	.620	7.366	15.748
SK2600-12W	SK2600-12SW	ZG2600-12W	1.090	27.686	.360	.389	9.144	9.881	.320	.650	8.128	16.510
SK2600-13W	SK2600-13SW	ZG2600-13W	1.120	28.448	.390	.419	9.906	10.643	.350	.680	8.890	17.272
SK2600-14W	SK2600-14SW	ZG2600-14W	1.150	29.210	.420	.449	10.668	11.405	.380	.710	9.652	18.034
SK2600-15W	SK2600-15SW	ZG2600-15W	1.180	29.972	.450	.479	11.430	12.167	.410	.740	10.414	18.796

\* For SK213-1 Receptacles, add .120 to Min Grip. Note (1) ZG26S51 use stainless stud/Skytanium® cup. Note: CLoc®-CamLoc® grip charts are identical for 2600 Series parts. Physical dimensions are identical. See page 22 for plating options and part# suffix. Tested to 600 lbs. Skybolt® stainless CLoc® testing exceeds NASM5591 standards for tensile/shear and endurance.

# CLoc® SK2600 Folding Ring

## 3 - Piece Series (Stud/Retainer - Locking Receptacle)

- TSO-C148 Approved. Designed to Exceed NASM5591 Table II Performance
- Tensile/Shear Loads of 200 LBS Working - 300\* Lbs Plus Ultimate



Note: 2600 Series Studs will not fit SK212-10 Series Receptacles. Use SK212-12 or SK213 Series Receptacle

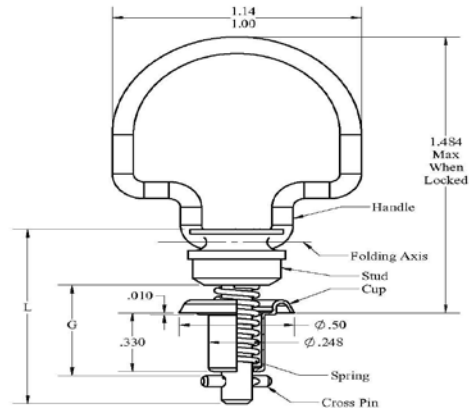
Folding Ring 2600 Series		SK212 Series						SK213-1* and -2 Series			
		Stud Length (L)		Fixed Depth Receptacle Combined Panels				Adjustable Depth Combined Panels			
Stainless Folding Ring	Skytanium® Folding Ring	Dec.	mm	Decimal		Millimeter		Decimal		Millimeter	
				Min	Max	Min	Max	Min	Max	Min	Max
SK2600R1S	ZG2600R1	.825	20.955	.030	.059	0.762	1.499	.020	.320	0.508	8.128
SK2600R2S	ZG2600R2	.855	21.717	.060	.089	1.524	2.261	.020	.350	0.508	8.890
SK2600R3S	ZG2600R3	.885	22.479	.090	.119	2.286	3.023	.050	.380	1.270	9.652
SK2600R4S	ZG2600R4	.915	23.241	.120	.149	3.048	3.785	.080	.410	2.032	10.414
SK2600R5S	ZG2600R5	.945	24.003	.150	.179	3.810	4.547	.110	.440	2.794	11.176
SK2600R6S	ZG2600R6	.975	24.765	.180	.209	4.572	5.309	.140	.470	3.556	11.938
SK2600R7S	ZG2600R7	1.005	25.527	.210	.239	5.334	6.071	.170	.500	4.318	12.700
SK2600R8S	ZG2600R8	1.035	26.289	.240	.269	6.096	6.833	.200	.530	5.080	13.462
SK2600R9S	ZG2600R9	1.065	27.051	.270	.299	6.858	7.595	.230	.560	5.842	14.224
SK2600R10S	ZG2600R10	1.095	27.813	.300	.329	7.620	8.357	.260	.590	6.604	14.986
SK2600R11S	ZG2600R11	1.125	28.575	.330	.359	8.382	9.119	.290	.620	7.366	15.748
SK2600R12S	ZG2600R12	1.155	29.337	.360	.389	9.144	9.881	.320	.650	8.128	16.510
SK2600R13S	ZG2600R13	1.185	30.099	.390	.419	9.906	10.643	.350	.680	8.890	17.272
SK2600R14S	ZG2600R14	1.215	30.861	.420	.449	10.668	11.405	.380	.710	9.652	18.034
SK2600R15S	ZG2600R15	1.245	31.623	.450	.479	11.430	12.167	.410	.740	10.414	18.796

\* For SK213-1 Receptacles, add .120 to Min Grip. Note (1) ZG26S51 use stainless stud/Skytanium® cup. Note: CLoc®-CamLoc® grip charts are identical for 2600 Series parts. Physical dimensions are identical. See page 22 for plating options and part# suffix. Tested to 600 lbs. Skybolt® stainless CLoc® testing exceeds NASM5591 standards for tensile/shear and endurance.

# CLoc® SK26S22 Bail Handle

## 3 - Piece Series (Stud/Retainer - Locking Receptacle)

- TSO-C148 Approved. Designed to Exceed NASM5591 Table II Performance
- Tensile/Shear Loads of 200 LBS Working - 300\* Lbs Plus Ultimate



Replacements	Stainless Bail	Steel Bail
<b>CamLoc®</b>	26S22-(x)B	26S22-(x)
<b>Lisi</b>	1126017	1126024-(x)

Note: 26S22 Series Studs will not fit SK212-10 Series Receptacles. Use SK212-12 or SK213 Series Receptacle

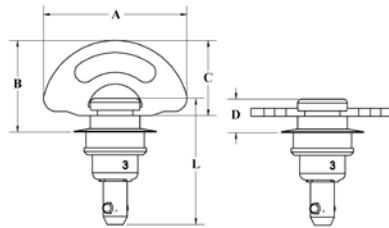
Bail Handle 26S22 Series Studs			SK212 Series Fixed Depth Receptacle Combined Panels						SK213-1* and -2 Series Adjustable Depth Combined Panels			
Steel Bail Handle	Stainless Bail Handle	Skytanium® Bail Handle	Stud Length (L)		Decimal		Millimeter		Decimal		Millimeter	
			Dec.	mm	Min	Max	Min	Max	Min	Max	Min	Max
SK26S22-1	SK26S22-1S	ZG26S22-1	0.930	23.622	.030	.059	0.762	1.499	.020	.320	0.508	8.128
SK26S22-2	SK26S22-2S	ZG26S22-2	0.960	24.384	.060	.089	1.524	2.261	.020	.350	0.508	8.890
SK26S22-3	SK26S22-3S	ZG26S22-3	0.990	25.146	.090	.119	2.286	3.023	.050	.380	1.270	9.652
SK26S22-4	SK26S22-4S	ZG26S22-4	1.020	25.908	.120	.149	3.048	3.785	.080	.410	2.032	10.414
SK26S22-5	SK26S22-5S	ZG26S22-5	1.050	26.670	.150	.179	3.810	4.547	.110	.440	2.794	11.176
SK26S22-6	SK26S22-6S	ZG26S22-6	1.080	27.432	.180	.209	4.572	5.309	.140	.470	3.556	11.938
SK26S22-7	SK26S22-7S	ZG26S22-7	1.110	28.194	.210	.239	5.334	6.071	.170	.500	4.318	12.700
SK26S22-8	SK26S22-8S	ZG26S22-8	1.140	28.956	.240	.269	6.096	6.833	.200	.530	5.080	13.462
SK26S22-9	SK26S22-9S	ZG26S22-9	1.170	29.718	.270	.299	6.858	7.595	.230	.560	5.842	14.224
SK26S22-10	SK26S22-10S	ZG26S22-10	1.200	30.480	.300	.329	7.620	8.357	.260	.590	6.604	14.986
SK26S22-11	SK26S22-11S	ZG26S22-11	1.230	31.242	.330	.359	8.382	9.119	.290	.620	7.366	15.748
SK26S22-12	SK26S22-12S	ZG26S22-12	1.260	32.004	.360	.389	9.144	9.881	.320	.650	8.128	16.510
SK26S22-13	SK26S22-13S	ZG26S22-13	1.290	32.766	.390	.419	9.906	10.643	.350	.680	8.890	17.272
SK26S22-14	SK26S22-14S	ZG26S22-14	1.320	33.528	.420	.449	10.668	11.405	.380	.710	9.652	18.034
SK26S22-15	SK26S22-15S	ZG26S22-15	1.350	34.290	.450	.479	11.430	12.167	.410	.740	10.414	18.796

\* For SK213-1 Receptacles, add .120 to Min Grip. Note: CLoc®-CamLoc® grip charts are identical for 26S22 Series parts.

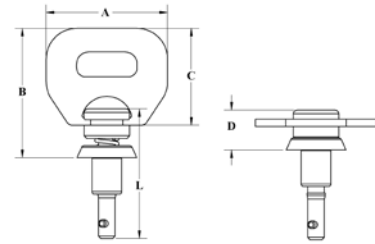
# CLoc® SK2600FW Folding Wing

## 3 - Piece Series (Stud/Retainer - Locking Receptacle)

- Designed to Exceed NASM5591 Table II Performance. TSO Pending
- Tensile/Shear Loads of 200 LBS Working - 300 Lbs Plus Ultimate



SK2600 Style Folding Wing



SK2601 Style Folding Wing

For All Dash #'s	A		B(1)		C		D (1)	
	Decimal	mm	Decimal	mm	Decimal	mm	Decimal	mm
SK2600SFW	1.080	27.432	.760	19.304	.567	14.402	.375	9.525
SK2601SFW	1.000	25.400	.993	25.222	.800	20.320	.375	9.525

Note (1) B & D dimensions - Nominal locked position

Note: 2600 Series Studs will not fit SK212-10 Series Receptacles. Use SK212-12 or SK213 Series Receptacle

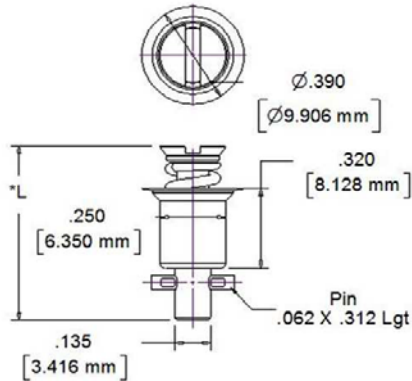
Folding Wing 2600 Series Studs		Total Stud Length (L)		SK212 Series Fixed Depth Receptacle Combined Panels				SK213-1* and -2 Series Adjustable Depth Combined Panels			
Stainless Standard Slot	Stainless Phillips	Decimal	Millimeter	Decimal		Millimeter		Decimal		Millimeter	
				Min	Max	Min	Max	Min	Max	Min	Max
SK2600-1SFW	SK2601-1SFW	0.920	23.368	.030	.059	0.762	1.499	.020	.320	0.508	8.128
SK2600-2SFW	SK2601-2SFW	0.950	24.130	.060	.089	1.524	2.261	.020	.350	0.508	8.890
SK2600-3SFW	SK2601-3SFW	0.980	24.892	.090	.119	2.286	3.023	.050	.380	1.270	9.652
SK2600-4SFW	SK2601-4SFW	1.010	25.654	.120	.149	3.048	3.785	.080	.410	2.032	10.414
SK2600-5SFW	SK2601-5SFW	1.040	26.416	.150	.179	3.810	4.547	.110	.440	2.794	11.176
SK2600-6SFW	SK2601-6SFW	1.070	27.178	.180	.209	4.572	5.309	.140	.470	3.556	11.938
SK2600-7SFW	SK2601-7SFW	1.100	27.940	.210	.239	5.334	6.071	.170	.500	4.318	12.700
SK2600-8SFW	SK2601-8SFW	1.130	28.702	.240	.269	6.096	6.833	.200	.530	5.080	13.462
SK2600-9SFW	SK2601-9SFW	1.160	29.464	.270	.299	6.858	7.595	.230	.560	5.842	14.224
SK2600-10SFW	SK2601-10SFW	1.190	30.226	.300	.329	7.620	8.357	.260	.590	6.604	14.986
SK2600-11SFW	SK2601-11SFW	1.220	30.988	.330	.359	8.382	9.119	.290	.620	7.366	15.748
SK2600-12SFW	SK2601-12SFW	1.250	31.750	.360	.389	9.144	9.881	.320	.650	8.128	16.510
SK2600-13SFW	SK2601-13SFW	1.280	32.512	.390	.419	9.906	10.643	.350	.680	8.890	17.272
SK2600-14SFW	SK2601-14SFW	1.310	33.274	.420	.449	10.668	11.405	.380	.710	9.652	18.034
SK2600-15SFW	SK2601-15SFW	1.340	34.036	.450	.479	11.430	12.167	.410	.740	10.414	18.796

\* For SK213-1 Receptacles, add .120 to Min Grip. Note: CLoc®-CamLoc® grip charts are identical for 2600 Series

# CLoc® SK2700 Slotted Flush Head Series

## 3 - Piece Series (Stud/Retainer - Locking Receptacle)

- TSO-C148 Approved. Designed to Exceed NASM5591 Table II Performance
- Tensile/Shear Loads of 200 LBS Working - 300\* Lbs Plus Ultimate



Replacements	Stainless Slotted	Steel Slotted
<b>CamLoc®</b>	2700-(x)S	2700-(x)
<b>Lisi</b>	1127003-(x)	1127000-(x)

Note: 2700 Series Studs will not fit SK212-10 Series Receptacles. Use SK212-12 or SK213 Series Receptacle

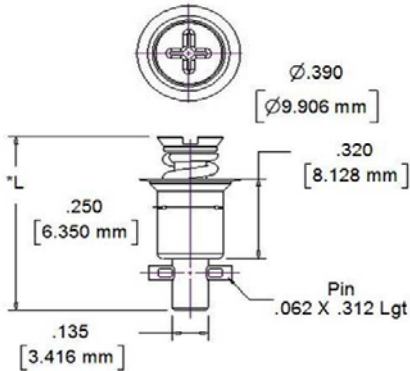
Flush Head 2700 Series Stud		Total Stud Length L		SK212 Series Fixed Depth Receptacle Combined Panel Thickness				SK213-1 and -2 Series Adjustable Depth Receptacle Combined Panel Thickness			
Steel Slot	Stainless Slot	Decimal	Millimeter	Decimal		Millimeter		Decimal		Millimeter	
				Min	Max	Min	Max	Min*	Max	Min	Max
SK2700-1	SK2700-1S	.610	15.494	.010	.029	0.254	0.737	.020	.270	0.508	6.858
SK2700-2	SK2700-2S	.640	16.256	.030	.059	0.762	1.499	.020	.300	0.508	7.620
SK2700-3	SK2700-3S	.670	17.018	.060	.089	1.524	2.261	.050	.330	1.270	8.382
SK2700-4	SK2700-4S	.700	17.780	.090	.119	2.286	3.023	.080	.360	2.032	9.144
SK2700-5	SK2700-5S	.730	18.542	.120	.149	3.048	3.785	.110	.390	2.794	9.906
SK2700-6	SK2700-6S	.760	19.304	.150	.179	3.810	4.547	.140	.420	3.556	10.668
SK2700-7	SK2700-7S	.790	20.066	.180	.209	4.572	5.309	.170	.450	4.318	11.430
SK2700-8	SK2700-8S	.820	20.828	.210	.239	5.334	6.071	.200	.480	5.080	12.192
SK2700-9	SK2700-9S	.850	21.590	.240	.269	6.096	6.833	.230	.510	5.842	12.954
SK2700-10	SK2700-10S	.880	22.352	.270	.299	6.858	7.595	.260	.540	6.604	13.716
SK2700-11	SK2700-11S	.910	23.114	.300	.329	7.620	8.357	.290	.570	7.366	14.478
SK2700-12	SK2700-12S	.940	23.876	.330	.359	8.382	9.119	.320	.600	8.128	15.240
SK2700-13	SK2700-13S	.970	24.638	.360	.389	9.144	9.881	.350	.630	8.890	16.002
SK2700-14	SK2700-14S	1.000	25.400	.390	.419	9.906	10.643	.380	.660	9.652	16.764
SK2700-15	SK2700-15S	1.030	26.162	.420	.449	10.668	11.405	.410	.690	10.414	17.526
SK2700-16	SK2700-16S	1.060	26.924	.450	.479	11.430	12.167	.440	.720	11.176	18.288

\* For SK213-1 Series Receptacles - Add .120 to min thickness (shorter barrel) Note: CLoc®-CamLoc® grip charts are not identical for 2700 Series parts. Physical dimensions are identical. Note: See page 22 for plating options and part# suffix. Tested to 600 lbs. Skybolt® stainless CLoc® testing exceeds NASM5591 standards for tensile/shear and endurance.

# CLoc® SK2700 Phillips Flush Head Series

## 3 - Piece Series (Stud/Retainer - Locking Receptacle)

- TSO-C148 Approved. Designed to Exceed NASM5591 Table II Performance
- Tensile/Shear Loads of 200 LBS Working - 300\* Lbs Plus Ultimate



Replacements	Stainless Phillips	Steel Phillips
<b>CamLoc®</b>	27S3-(x)S	27S3-(x)
<b>Lisi</b>	1127009-(x)	1127004-(x)

Note: 2700 Series Studs will not fit SK212-10 Series Receptacles. Use SK212-12 or SK213 Series Receptacle

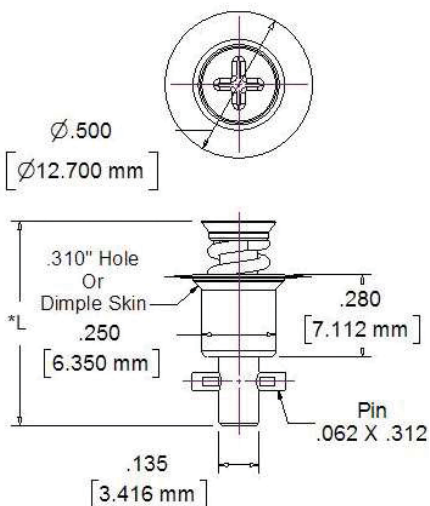
Flush Head 2700 Series Stud		Total Stud Length L		SK212 Series Fixed Depth Receptacle Combined Panel Thickness				SK213-1 and -2 Series Adjustable Depth Receptacle Combined Panel Thickness			
Steel Phillips	Stainless Phillips	Decimal	Millimeter	Decimal		Millimeter		Decimal		Millimeter	
				Min	Max	Min	Max	Min*	Max	Min	Max
SK27S3-1	SK27S3-1S	.610	15.494	.010	.029	0.254	0.737	.020	.270	0.508	6.858
SK27S3-2	SK27S3-2S	.640	16.256	.030	.059	0.762	1.499	.020	.300	0.508	7.620
SK27S3-3	SK27S3-3S	.670	17.018	.060	.089	1.524	2.261	.050	.330	1.270	8.382
SK27S3-4	SK27S3-4S	.700	17.780	.090	.119	2.286	3.023	.080	.360	2.032	9.144
SK27S3-5	SK27S3-5S	.730	18.542	.120	.149	3.048	3.785	.110	.390	2.794	9.906
SK27S3-6	SK27S3-6S	.760	19.304	.150	.179	3.810	4.547	.140	.420	3.556	10.668
SK27S3-7	SK27S3-7S	.790	20.066	.180	.209	4.572	5.309	.170	.450	4.318	11.430
SK27S3-8	SK27S3-8S	.820	20.828	.210	.239	5.334	6.071	.200	.480	5.080	12.192
SK27S3-9	SK27S3-9S	.850	21.590	.240	.269	6.096	6.833	.230	.510	5.842	12.954
SK27S3-10	SK27S3-10S	.880	22.352	.270	.299	6.858	7.595	.260	.540	6.604	13.716
SK27S3-11	SK27S3-11S	.910	23.114	.300	.329	7.620	8.357	.290	.570	7.366	14.478
SK27S3-12	SK27S3-12S	.940	23.876	.330	.359	8.382	9.119	.320	.600	8.128	15.240
SK27S3-13	SK27S3-13S	.970	24.638	.360	.389	9.144	9.881	.350	.630	8.890	16.002
SK27S3-14	SK27S3-14S	1.000	25.400	.390	.419	9.906	10.643	.380	.660	9.652	16.764
SK27S3-15	SK27S3-15S	1.030	26.162	.420	.449	10.668	11.405	.410	.690	10.414	17.526
SK27S3-16	SK27S3-16S	1.060	26.924	.450	.479	11.430	12.167	.440	.720	11.176	18.288

\* For SK213-1 Series Receptacles - Add .120 to min thickness (shorter barrel) Note: CLoc®-CamLoc® grip charts are not identical for 2700 Series parts. Physical dimensions are identical. Note: See page 22 for plating options and part# suffix. Tested to 600 lbs. Skybolt® stainless CLoc® testing exceeds NASM5591 standards for tensile/shear and endurance.

# CLoc® SK2800 Flush Head Series

## 3 - Piece Series (Stud/Retainer - Locking Receptacle)

- TSO-C148 Approved. Designed to Exceed NASM5591 Table II Performance
- Tensile/Shear Loads of 200 LBS Working - 300 Lbs Plus Ultimate



SK28S3  
ZG28S3



SK2800



SK28T3  
ZG28T3

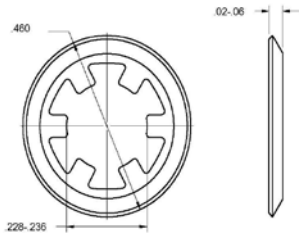
Note: 2800 Series Studs will not fit SK212-10 Series Receptacles. Use SK212-12 or SK213 Series Receptacle

Flush Head 2800 Series Studs				Total Stud Length (L)		SK212 Series Fixed Depth Receptacle Combined Panels				SK213-1* and -2 Series Adjustable Depth Combined Panels			
Stainless Standard Slot	Stainless Phillips	Skytanium® Phillips (2)	Skytanium® #15 Torx (3)	Dec	mm	Decimal		Millimeter		Decimal		Millimeter	
						Min	Max	Min	Max	Min	Max	Min	Max
SK2800-1S	SK28S3-1S	ZG28S3-1	ZG28T3-1	.610	15.494	.010	.029	0.254	0.737	.020	.270	0.508	6.858
SK2800-2S	SK28S3-2S	ZG28S3-2	ZG28T3-2	.640	16.256	.030	.059	0.762	1.499	.020	.300	0.508	7.620
SK2800-3S	SK28S3-3S	ZG28S3-3	ZG28T3-3	.670	17.018	.060	.089	1.524	2.261	.050	.330	1.270	8.382
SK2800-4S	SK28S3-4S	ZG28S3-4	ZG28T3-4	.700	17.780	.090	.119	2.286	3.023	.080	.360	2.032	9.144
SK2800-5S	SK28S3-5S	ZG28S3-5	ZG28T3-5	.730	18.542	.120	.149	3.048	3.785	.110	.390	2.794	9.906
SK2800-6S	SK28S3-6S	ZG28S3-6	ZG28T3-6	.760	19.304	.150	.179	3.810	4.547	.140	.420	3.556	10.668
SK2800-7S	SK28S3-7S	ZG28S3-7	ZG28T3-7	.790	20.066	.180	.209	4.572	5.309	.170	.450	4.318	11.430
SK2800-8S	SK28S3-8S	ZG28S3-8	ZG28T3-8	.820	20.828	.210	.239	5.334	6.071	.200	.480	5.080	12.192
SK2800-9S	SK28S3-9S	ZG28S3-9	ZG28T3-9	.850	21.590	.240	.269	6.096	6.833	.230	.510	5.842	12.954
SK2800-10S	SK28S3-10S	ZG28S3-10	ZG28T3-10	.880	22.352	.270	.299	6.858	7.595	.260	.540	6.604	13.716
SK2800-11S	SK28S3-11S	ZG28S3-11	ZG28T3-11	.910	23.114	.300	.329	7.620	8.357	.290	.570	7.366	14.478
SK2800-12S	SK28S3-12S	ZG28S3-12	ZG28T3-12	.940	23.876	.330	.359	8.382	9.119	.320	.600	8.128	15.240
SK2800-13S	SK28S3-13S	ZG28S3-13	ZG28T3-13	.970	24.638	.360	.389	9.144	9.881	.350	.630	8.890	16.002
SK2800-14S	SK28S3-14S	ZG28S3-14	ZG28T3-14	1.000	25.400	.390	.419	9.906	10.643	.380	.660	9.652	16.764
SK2800-15S	SK28S3-15S	ZG28S3-15	ZG28T3-15	1.030	26.162	.420	.449	10.668	11.405	.410	.690	10.414	17.526
SK2800-16S	SK28S3-16S	ZG28S3-16	ZG28T3-16	1.060	26.924	.450	.479	11.430	12.167	.440	.720	11.176	18.288

\* For SK213-1 Series Receptacles - Add .120 to min thickness (shorter barrel) Note: CLoc®-CamLoc® grip charts are not identical for 2800 Series parts. Physical dimensions are identical. Note (2) ZG28S3 use stainless stud/Skytanium® cup. (3) Skytanium® stud/cup Note: See page 22 for plating options and part# suffix

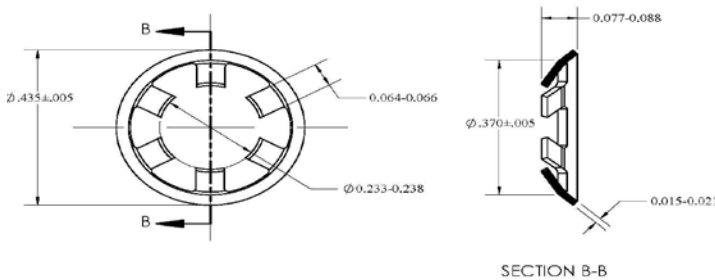
# Skybolt® CLoc® 2000 Series Retainers

## SK2600-LW (Steel) SK2600-LWS (Stainless)



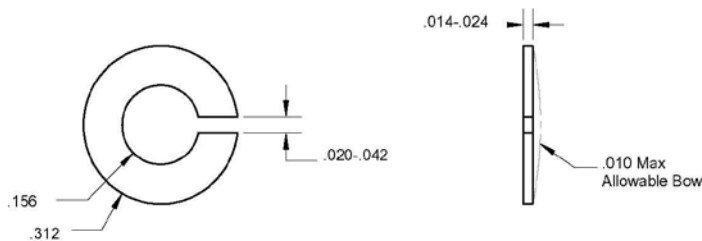
Designed as a general purpose retainer. Will not allow studs to retract when unlocked. Install with SK-T26 Tool. Check that all studs are properly fitted before installing retainer.

## SK26S5-1 (Steel) SK27S5-1S (Stainless)



Designed for SK2700 or SK2800 Flush Studs installed in a thin dimpled panel. Will not allow studs to retract when unlocked. Install with SK-T26 Tool. Check that all studs are properly fitted before installing retainer.

## SK2600-SW2 (Steel) SK2600-SW (Stainless)



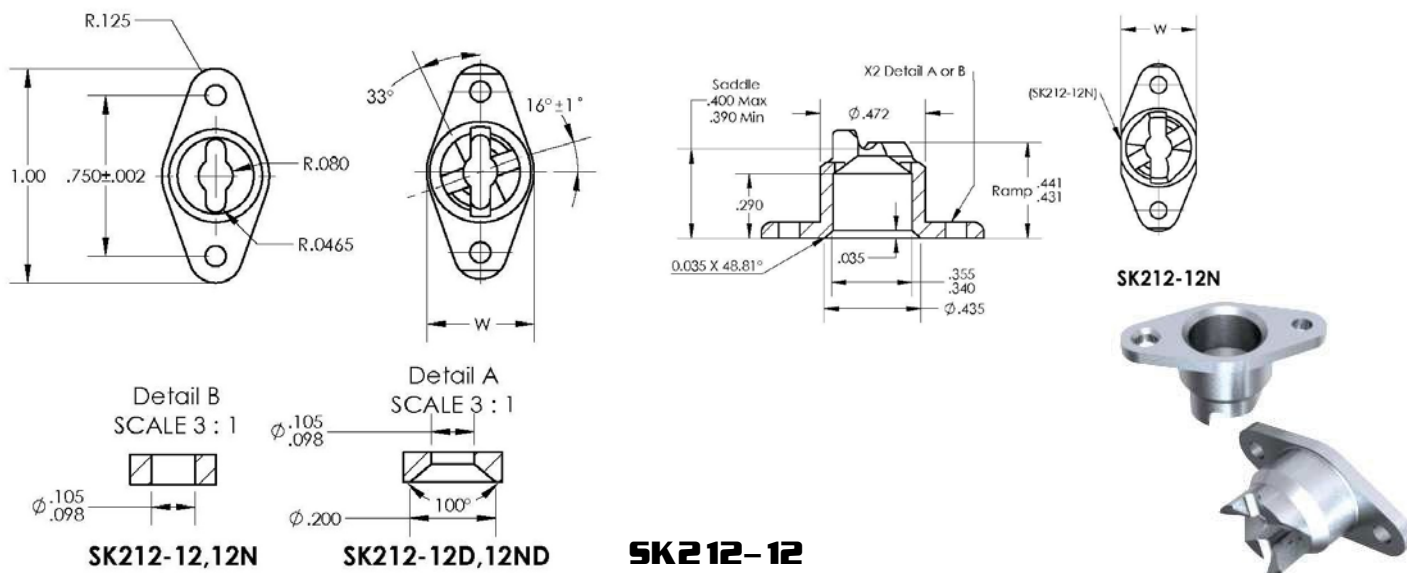
Designed for a curved panel application that requires studs to retract when unlocked. They will not function with any 2700 or 2800 Series Studs with oversized drilled holes for the cup dimple. They will only work with .257 holes (after dimpling panel) or a countersunk panel with .257 hole. With pliers, bend open at the split; twist washer around stud crosspin; bend to close.

Skybolt®	CamLoc®	Lisi	Material	Finish	Weight Lbs/100
SK2600-LW	2600-LW	1127700	Carbon Steel 1070-1095 ASTM A682/A684	Cad QQ-P-416, Type II, Class 2	0.04
SK2600-LWS	2600-LW-7	1127746	Stainless 302 ASTM-A666	Passivate AMS2700	0.04
SK27S5-1	27S5-1	1127301	Carbon Steel 1070-1095 ASTM A682/A684	Cad QQ-P-416, Type II, Class 2	0.04
SK27S5-1S	None	None	Stainless 302 ASTM-A666	Passivate AMS2700	0.04
SK2600-SW2	2600-SW2	1127723	Carbon Steel 1070-1095 ASTM A682/A684	Cad QQ-P-416, Type II, Class 2	0.03
SK2600-SW	2600-SW	1127722	Stainless 302 ASTM-A666	Passivate AMS2700	0.03

# CLoc® 2000 Series Rivet Receptacles

## 3 - Piece Series (Stud/Retainer - Locking Receptacle)

### Standard SK212 Fixed Depth Receptacles TSO-C148



Part #	Material	Type/Finish	Rivet Size	Weight		
<b>Skybolt®</b>	<b>CamLoc®</b>	<b>Lisi</b>				
SK212-12	212-12	1127701	Metal	Cast/Cad QQ-P-416	3/32	.010/4.5g
SK212-12D	212-12D	1127702	Metal	Cast/Cad QQ-P-416	3/32	.010/4.5
SK212-12N	212-12N	1127726	Metal	Cast/Cad QQ-P-416	3/32	.010/4.5
SK212-12ND	212-12ND	1127729	Metal	Cast/Cad QQ-P-416	3/32	.010/4.5
SK212-12S	212-12S	1127711	Stainless	Machined/Pass	3/32	.0105/4.8
SK212-12SD	212-12SD	1127712	Stainless	Machined/Pass	3/32	.0105/4.8
SK212-12NS			Stainless	Machined/Pass	3/32	.0105/4.8
SK212-12NSD			Stainless	Machined/Pass	3/32	.0105/4.8
SK212-12ACA			Alum380	Cast/None	3/32	.0040/1.9
SK212-12A8CA	None	1127709A	Alum380	Cast/None	1/8	.0040/1.9
SK212-12A	212-12A	1127901A	Alum6061	Machined/None	3/32	.0035/1.7
SK212-12A8			Alum6061	Machined/None	1/8	.0035/1.7
SK212-12AC			Alum6061	Anti Chafe	3/32	.0040/1.8
SK212-12AD	212-12AD	1127708	Alum6061	Machined/None	3/32	.0035/1.7
SK212-12SENC			Stain303	Encapsulated	3/32	.0105/4.8
SK21R17-1	None	1127733	Stain304	Formed	3/32	.0040/1.9
SK21R17-18			Stain304	Formed	1/8	.0040/1.9
SK21R17-2	None	1127734	Stain304	Formed/Dimpled	3/32	.0040/1.9
SK21R17-6N	26R6-6BB	1127741	Steel	Formed/Narrow	3/32	.0040/1.9

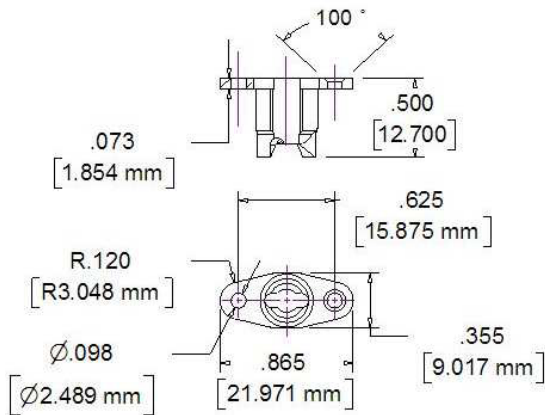
Call for other styles in stock

# CLoc® 2000 Series Rivet Receptacles

## 3 - Piece Series (Stud/Retainer - Locking Receptacle)

Standard SK212 Fixed Depth Receptacles TSO-C148

### SK212-10



Part #	Material	Type/Finish	Rivet Size	Weight
SK212-10	Steel	Machined/Zinc	3/32	.0100/4.5g
SK212-10A	Alum6061	Machined/None	3/32	.0030/1.4
SK212-10AB	Alum6061	Machined/Anod	3/32	.0030/1.4
SK212-10S	Stain303	Machined/None	3/32	.0100/4.5

Require 2500 series studs

### MIL-A-8625 Anodizing

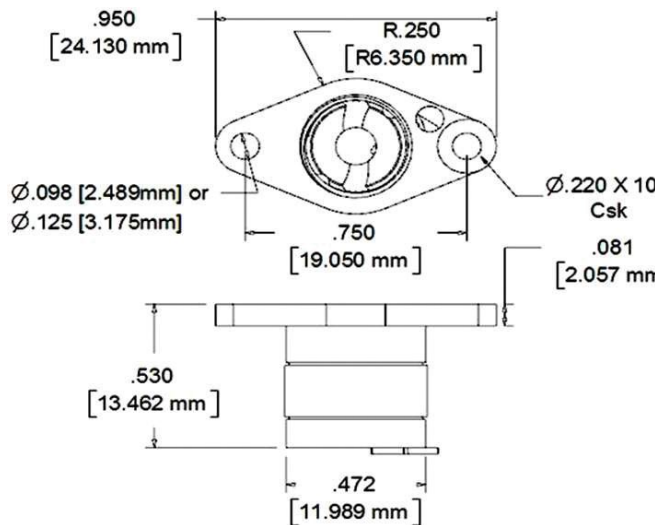
Standard Anodizing MIL-A-8625, Type II, Class 1		
Finish	Add Part #Suffix	Example
Clear	A	ZG2500-4A Standard anodizing - Clear
Standard Anodizing MIL-A-8625, Type II, Class 2		
Finish	Add Part #Suffix	Example
Black	A1BLK	ZG2500-4A1BLK Standard anodizing - Black
Red	A1RED	ZG2500-4A1RED Standard anodizing - Red
Hard Anodizing MIL-8625, Type III, Class 1		
Finish	Add Part #Suffix	Example
Clear	B	ZG2500-4B Hard anodizing - Clear
Hard Anodizing MIL-8625, Type III, Class 2		
Finish	Add Part #Suffix	Example
Black	B1BLK	ZG2500-4B1BLK Hard anodizing - Black
Red	B1RED	ZG2500-4B1RED Hard anodizing - Red

# CLoc® 2000 Series Rivet Receptacles

3 - Piece Series (Stud/Retainer - Locking Receptacle)

Standard SK213 Adjustable Receptacles TSO-C148

## SK213 Adjustable Receptacles



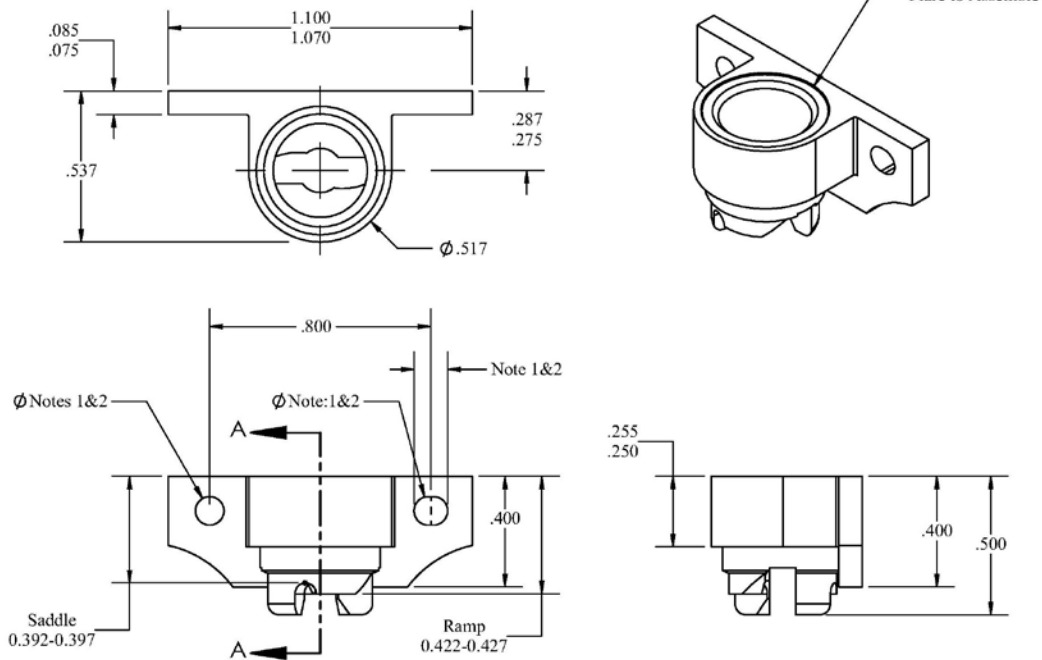
Part #	Material	Type/Finish	Rivet Size	Weight	Length 'L'
SK213-1	Skytanium®	Machined/None	3/32	.0070/3.2	.410
SK213-1D	Skytanium®	Machined/None	3/32	.0070/3.2	.410
SK213-1S	Stain303	Machined/None	3/32	.0155/7.1	.410
SK213-1SD	Stain303	Machined/None	3/32	.0155/7.1	.410
SK213-2	Skytanium®	Machined/None	3/32	.0070/3.2	.530
SK213-2D	Skytanium®	Machined/None	3/32csk	.0070/3.2	.530
SK213-26D	Skytanium®	Machined/None	3/32csk	.0070/3.2	.530
SK213-28	Skytanium®	Machined/None	1/8	.0070/3.2	.530
SK213-28D	Skytanium®	Machined/None	1/8csk	.0070/3.2	.530

Note: SK213-26 has 11/16 Rivet Spacing

# CLoc® 26R Series Side Mount Receptacles

Use with any 2000 Series Studs  
6061 Aluminum - Machined - Anodized Black  
4-Hole and 2-Hole - 3/32 Rivet Holes

SK26R3-1 Shown (Before Hard Anodizing)



Part #			Material	Rivet
Skybolt®	Cam-Loc®	Lisi		
SK26R1-1	26R1-1	1127727	6061 Aluminum - Anodized	3/32 - 4 Hole
SK26R1-5	26R1-5		6061 Aluminum - Anodized	3/32 - 4 Hole

Note: To calculate grip range for a given stud, use standard grip charts but there is no support panel to calculate. The Grip is the thickness of the outer panel plus any gasket material used.

# CLoc® 2000 Series Floating Receptacles

## SK201 and SK203 Floating Receptacles

- Rivet - 3/32 and Bonded Versions
- Fixed Depth and Adjustable Versions
- Float +/- .050 (x and y)
- Removable - Receptacle Insert
- Cage Dimensions - 1.020 x .630
- Panel Overlap - Max Float - Desired .650
- Easy install Insert Locking Clip - Easy to remove; easy to install/replace

### SK201 Floating Receptacle - Fixed

Fixed Depth Insert	Cage	Insert	Rivet/ Spacing	Height	Lbs	Grams	Grip(1) SK28S3-2	Grip(1) SK26S51-2
SK201C01	Stainless	Stainless	Bonded	.490	.0180	8.2	.030-.059	.060-.089
SK201C21	Stainless	Stainless	3/32x.75	.490	.0180	8.2	.030-.059	.060-.089
SK201C01A	Stainless	Aluminum	Bonded	.490	.0110	5.9	.030-.059	.060-.089
SK201C21A	Stainless	Aluminum	3/32x.75	.490	.0110	5.9	.030-.059	.060-.089
SK201A01A	Aluminum	Aluminum	Bonded	.490	.0095	4.3	.030-.059	.060-.089
SK201A21A	Aluminum	Aluminum	3/32x.75	.490	.0095	4.3	.030-.059	.060-.089

Note 1: Add or subtract .030 to grip values per dash number increase or decrease



### SK203 Floating Receptacle - Adjustable

Adjustable Depth Insert	Cage	Insert	Rivet/ Spacing	Height	Lbs	Grams	Grip(1) SK28S3-2	Grip(1) SK26S51-2
SK203C01	Stainless	Stainless	Bonded	.540	.0260	11.7	.020-.320	.020-.350
SK203C21	Stainless	Stainless	3/32x.75	.540	.0260	11.7	.020-.320	.020-.350
SK203C01A	Stainless	Aluminum	Bonded	.540	.0200	9.1	.020-.320	.020-.350
SK203C21A	Stainless	Aluminum	3/32x.75	.540	.0200	9.1	.020-.320	.020-.350
SK203A01A	Aluminum	Aluminum	Bonded	.540	.0110	8.16	.020-.320	.020-.350
SK203A21A	Aluminum	Aluminum	3/32x.75	.540	.0110	8.16	.020-.320	.020-.350

Note 1: Add or subtract .030 to grip values per dash number increase or decrease



### SK201T2 and SK203T2 Bond - Gummy Worm

Secures and seals insert for bond setup and cure using traditional Gummy Worm - Reusable.

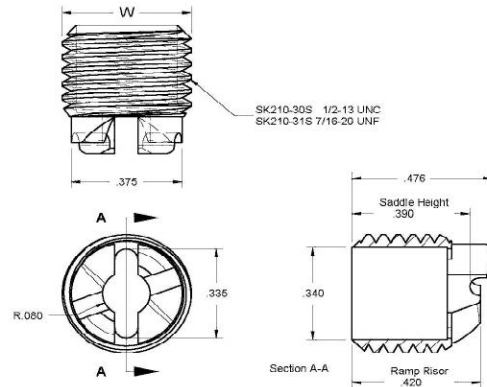
See Bonding Pages 2-4




# CLoc® 2000 Series Threaded Receptacles

## SK210/230 Series Rivetless Receptacles - Adjustable Depth

- Excellent for any Non-Blind Mounting Application
- Ideal for Marine and Industrial Applications
- Adjustable Depth
- Use thread locking compound to secure insert



Part #	Stud Series	Material	Thread-Type	'W'	Alum,Brass,Plastic Drill Hole To(2)	Steel,SS,Iron Drill Hole To	Tap	Minimum (1) Inner Panel
SK209-31S	2500	303 Stainless	3/8-24	.375	21/64	Q	3/8-24	.250 Min
SK210-30A	2500	6061 Aluminum	3/8-16	.375	9/32	5/16	Use with SK2000-150 or -312 Nutsert	
SK210-30S	2500	303 Stainless	3/8-16	.375	9/32	5/16	Use with SK2000-150 or -312 Nutsert	
SK210-31A	2600/2700	6061 Aluminum	7/16-20	.438	11/32	25/64	7/16-20	.250 Min
SK210-31S	2600/2700	303 Stainless	7/16-20	.438	11/32	25/64	7/16-20	.250 Min
SK230-16A*	2600/2700	6061 Aluminum	3/8-16 Ext Nose	.375	9/32	5/16	Use with SK2000-150 or -312 Nutsert	
SK230-16S*	2600/2700	303 Stainless	3/8-16 Ext Nose	.375	9/32	5/16	Use with SK2000-150 or -312 Nutsert	



All series - In addition to the charted value of .476, allow up to .580 clearance to accommodate the stud nose through its full locking action

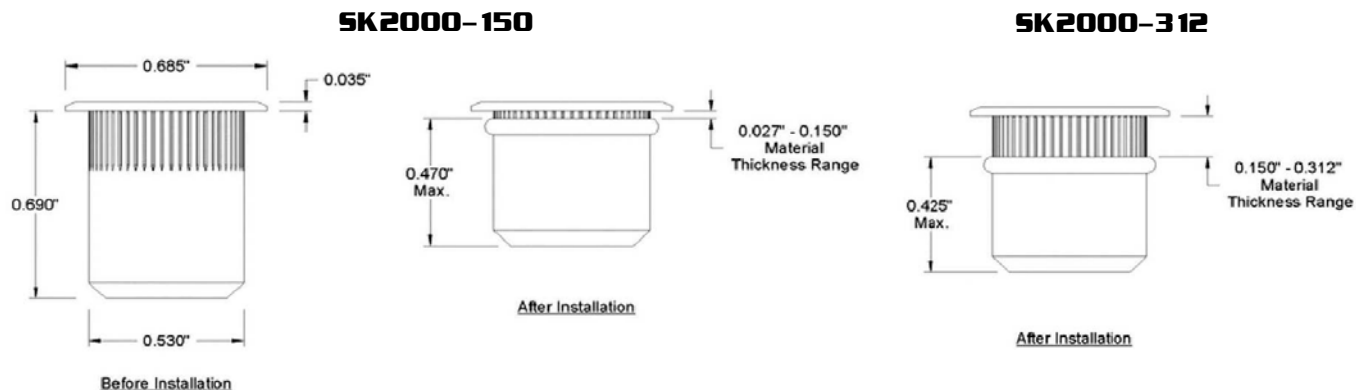
Stud Grip Chart (Grip range increased based on insert setting)			
Protruding Stud (3)	Outer Panel Thickness	Flush Stud (3)	Outer Panel Thickness
SK26S51-1	.075-.105	SK27S3-1S	.010-.019
SK26S51-2	.105-.135	SK27S3-2S	.020-.049
SK26S51-3	.135-.165	SK27S3-3S	.050-.079
SK26S51-4	.165-.195	SK27S3-4S	.080-.109
SK26S51-5	.195-.225	SK27S3-5S	.110-.139
SK26S51-6	.225-.255	SK27S3-6S	.140-.169
SK26S51-7	.255-.285	SK27S3-7S	.170-.199
SK26S51-8	.285-.315	SK27S3-8S	.200-.229
SK26S51-9	.315-.345	SK27S3-9S	.230-.259
SK26S51-10	.345-.375	SK27S3-10S	.260-.289
SK26S51-11	.375-.405	SK27S3-11S	.290-.319

(3) Charts also apply to all SK2600 Series and SK2700/2800 Series Studs.

# CLoc® 2000 Series Nutserts

## SK2000-150 and SK2000-312 Nutserts

- Excellent for any Blind or Non-Blind Mounting Application
- Ideal Industrial Applications
- Use thread locking compound to secure insert
- Use SK210-30S or SK230-16S Inserts - U.S. Patent 10,087,964



Part #	Material	Hole Size	Grip	Body Dia	Length	Flange Dia	Thickness	L (Protrusion) Installed (max)
<b>SK2000-150</b>	Steel-Yellow Zinc	17/32-9/16	.027-.150	.530	.690	.685	.035	.470
<b>SK2000-150A</b>	Aluminum	17/32-9/16	.027-.150	.530	.690	.685	.035	.470
<b>SK2000-312</b>	Steel-Yellow Zinc	17/32-9/16	.150-.312	.530	.805	.685	.035	.425

### SK2000-NST Nutsert Installation Tool

Use 271 Red Locktite® to lock threads when properly adjusted. Warning: Thread lockers set up in approximately 5 minutes. 2600 Series: Adjust insert so that the face of the cup is flush with the bottom of the stud head. 2700/2800 Series: Set insert so that the stud head is no deeper than flush with the face of the cup. If insert is set too deep with the stud locked, you will not be able to unlock the stud after 5 minutes.

Protruding Stud (4)	Outer Panel Thickness	Flush Stud (4)	Outer Panel Thickness
SK26S51-1	.020-.300	SK27S3-1S	.020-.170
SK26S51-2	.020-.330	SK27S3-2S	.020-.200
SK26S51-3	.130-.360	SK27S3-3S	.020-.230
SK26S51-4	.160-.360	SK27S3-4S	.100-.260
SK26S51-5	.190-.420	SK27S3-5S	.130-.290
SK26S51-6	.220-.450	SK27S3-6S	.160-.320
SK26S51-7	.250-.480	SK27S3-7S	.190-.350
SK26S51-8	.280-.510	SK27S3-8S	.220-.380
SK26S51-9	.310-.540	SK27S3-9S	.250-.410
SK26S51-10	.340-.570	SK27S3-10S	.280-.440
SK26S51-11	.370-.600	SK27S3-11S	.310-.470

Protruding Stud (4)	Outer Panel Thickness	Flush Stud (4)	Outer Panel Thickness
SK26S51-1	.390-.600	SK27S3-1S	.310-.470
SK26S51-2	.390-.630	SK27S3-2S	.340-.500
SK26S51-3	.430-.660	SK27S3-3S	.370-.530
SK26S51-4	.460-.690	SK27S3-4S	.400-.560
SK26S51-5	.490-.720	SK27S3-5S	.430-.590
SK26S51-6	.520-.750	SK27S3-6S	.460-.620
SK26S51-7	.550-.780	SK27S3-7S	.490-.650
SK26S51-8	.580-.810	SK27S3-8S	.520-.680
SK26S51-9	.610-.840	SK27S3-9S	.550-.710
SK26S51-10	.640-.870	SK27S3-10S	.580-.740
SK26S51-11	.670-.900	SK27S3-11S	.610-.770

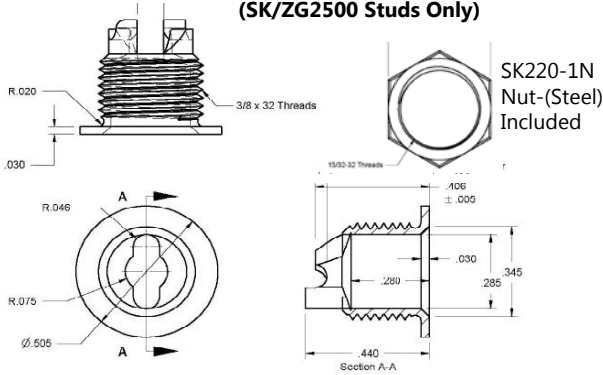
(4) Charts also apply to all SK2600 Series and SK2700/2800 Series Studs.

# CLoc® 2000 Series Threaded Receptacles

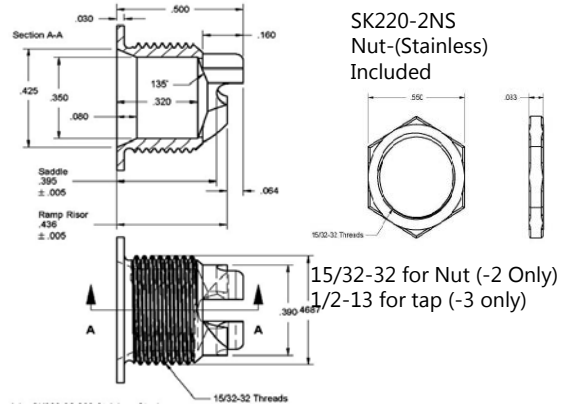
## SK220 Series Rivetless Receptacles - Straight Flange

- Excellent for any Non-Blind Mounting Application
- Non-Adjustable Depth
- Use thread locking compound to secure nut

### SK220-1 Series (SK/ZG2500 Studs Only)



### SK220-2 and SK220-3 Series



Part #	Replaces	Material	Thread-Type	'W'	Drill Hole To	Tap	Min-Max Inner Panel
<b>SK220-1A (1)</b>		6061 Aluminum	3/8-32 with Backing Nut	.370	3/8	NA	.010-.250
<b>SK220-1S (1)</b>		303 Stainless	3/8-32 with Backing Nut	.370	3/8	NA	.010-.250
<b>SK220-2A</b>		6061 Aluminum	15/32-32 with Backing Nut	.472	15/32	NA	.010-.250
<b>SK220-2S</b>	SK211-2S	303 Stainless	Does not include Backing Nut	.472	15/32	NA	.010-.250
<b>SK220-3S (2)</b>		303 Stainless	1/2-13 Tapped (No Backing Nut)	.500	13/32 (3)	1/2-13	.500 Min
<b>SK220-1N</b>		Steel	3/8-32 with Steel Backing Nut	.500	3/8	NA	NA
<b>SK220-1NS</b>		303 Stainless	15/32-32 SS Backing Nut	.500	13/32	NA	NA

(1) Min Total Thickness .045. (2) Coarse thread for tapped holes in wood/plastic/composite structures. (3) Drill Undersize.

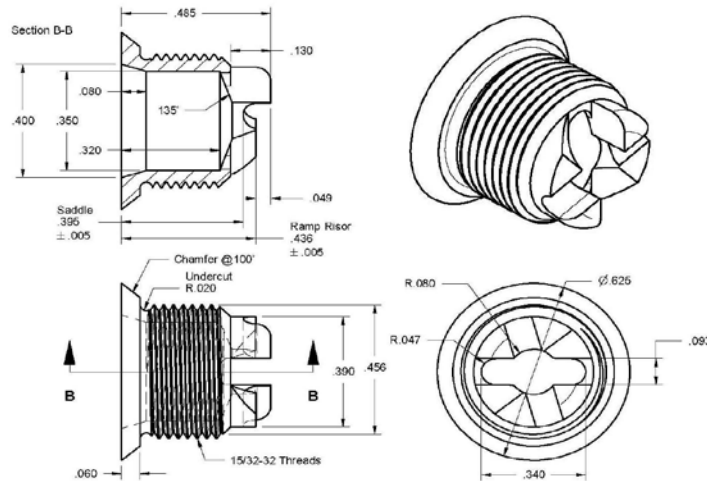
Protruding Stud (4)	Outer Panel Thickness	Flush Stud (4)	Outer Panel Thickness
SK25S51-1	.075-.104	SK25S3-1S	.045-.074
SK25S51-2	.105-.134	SK25S3-2S	.075-.104
SK25S51-3	.135-.164	SK25S3-3S	.105-.134
SK25S51-4	.165-.194	SK25S3-4S	.135-.164
SK25S51-5	.195-.224	SK25S3-5S	.165-.194
SK25S51-6	.225-.254	SK25S3-6S	.195-.224
SK25S51-7	.255-.284	SK25S3-7S	.225-.254
SK25S51-8	.285-.314	SK25S3-8S	.255-.284
SK25S51-9	.315-.344	SK25S3-9S	.285-.314
SK25S51-10	.345-.374	SK25S3-10S	.315-.344
SK25S51-11	.375-.404	SK25S3-11S	.345-.374

Protruding Stud (4)	Outer Panel Thickness	Flush Stud (4)	Outer Panel Thickness
SK26S51-1	.030-.059	SK28S3-1S	.010-.019
SK26S51-2	.060-.089	SK28S3-2S	.020-.049
SK26S51-3	.090-.119	SK28S3-3S	.050-.079
SK26S51-4	.120-.149	SK28S3-4S	.080-.109
SK26S51-5	.150-.179	SK28S3-5S	.110-.139
SK26S51-6	.180-.209	SK28S3-6S	.140-.169
SK26S51-7	.210-.239	SK28S3-7S	.170-.199
SK26S51-8	.240-.269	SK28S3-8S	.200-.229
SK26S51-9	.270-.299	SK28S3-9S	.230-.259
SK26S51-10	.300-.329	SK28S3-10S	.260-.289
SK26S51-11	.330-.359	SK28S3-11S	.290-.319

# CLoc® 2000 Series Threaded Receptacles

## SK221 Series Rivetless Receptacles - Countersunk Flange

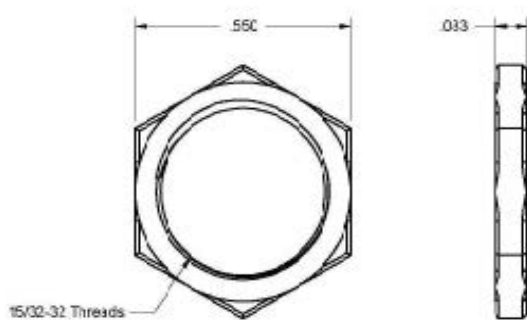
- Excellent for any Non-Blind Mounting Application
- Non-Adjustable Depth
- Use thread locking compound to secure nut



Notes: (1) Drill slightly undersized for "tight" thread tap.

Part #	Replaces	Material	Thread-Type	'W'	Drill Hole To	Tap	Min-Max Inner Panel
<b>SK221-2AN</b>	SK211-32A	6061 Aluminum	15/32-32 with Backing Nut	.472	15/32	NA	.090-.250
<b>SK221-2SN</b>		303 Stainless	15/32-32 with Backing Nut	.472	15/32	NA	.090-.250
<b>SK221-3S*</b>	SK210-2S	303 Stainless	1/2-13 Tapped (No Backing Nut)	.500	13/32 (1)	1/2-13	.500 Min

\* Coarse thread for tapped holes in wood/plastic/composite structures



SK220-2NS Nut- Stainless  
(Included with SK221-2 Series Receptacles)

Stud Grip Chart			
Protruding Stud (4)	Outer Panel Thickness	Flush Stud (4)	Outer Panel Thickness
SK26S51-1	.030-.059	SK28S3-1S	.010-.019
SK26S51-2	.060-.089	SK28S3-2S	.020-.049
SK26S51-3	.090-.119	SK28S3-3S	.050-.079
SK26S51-4	.120-.149	SK28S3-4S	.080-.109
SK26S51-5	.150-.179	SK28S3-5S	.110-.139
SK26S51-6	.180-.209	SK28S3-6S	.140-.169
SK26S51-7	.210-.239	SK28S3-7S	.170-.199
SK26S51-8	.240-.269	SK28S3-8S	.200-.229
SK26S51-9	.270-.299	SK28S3-9S	.230-.259
SK26S51-10	.300-.329	SK28S3-10S	.260-.289
SK26S51-11	.330-.359	SK28S3-11S	.290-.319

# CLoc® SK4000 and ZG4000 Series

## 4 - Piece Series (Stud/Retainer - Grommet - Locking Receptacle)

1050 LB Ultimate Tensile Strength (Steel and CLoc® Stainless) Designed to Exceed NASM5591 Table II Performance  
1050 LB Ultimate Tensile Strength (ZG4000 Skytanium®) TSO-C148 Approved. SK215/245A will not meet NASM5591 endurance.

### STUDS

3/8" Head Diameter - All Studs

Note: Stud sizes thru -15 are self retaining in grommet. Studs require 4P3 Pliers to insert thru grommet.

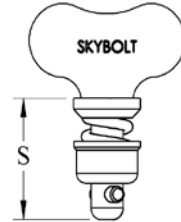
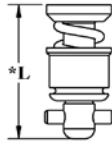
Stud Dash Number  
Stamped in Head



40S5 Steel  
SK40S5-( )S Stainless

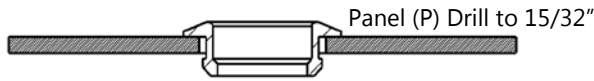


4002 Steel\*  
SK4002-( )S Stainless (Collared Slot)  
ZG4002 ( ) Skytanium® (Collared Slot)



4002-( )W Steel  
SK4002-( )SW Stainless

### GROMMETS



**Standard Plus Flush Grommets**

SK-N2 Steel  
SK-N2S Stainless  
SK-N Steel  
SK-NS Stainless  
SK-O Steel  
SK-OS Stainless  
ZG-094 Skytanium®



**Extended Depth Grommets**

SK-O18 Steel  
SK-O316 Steel  
SK-O14 Steel  
SK-O12 Steel  
SK-O18S Stainless  
SK-O316S Stainless  
SK-O14S Stainless  
SK-O12S Stainless



**Standard Flush Grommets**

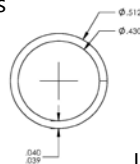
SK-G Steel  
SK-GS Stainless  
SK-H Steel  
SK-HS Stainless



**Wide Flange Grommets**

SK-N3 Steel  
SK-N3S Stainless  
SK-N316S Stainless  
ZG-094LA Skytanium®  
ZG-125LA Skytanium®  
ZG-187LA Skytanium®

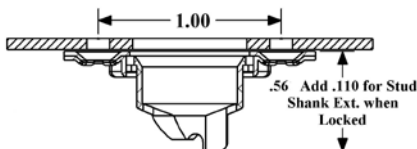
### Grommet Retainers



R4G Grommet Retainer  
R4T High Shear Grommet Retainer  
SK-R531 Backing Washer  
(for Oversize Holes)

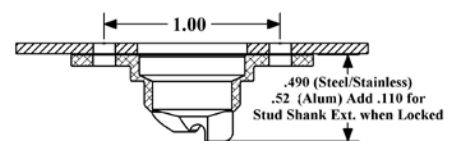
Use T26 Tool to install Retainers  
Drill center hole to 5/8"  
1/8" Rivets

### RECEPTACLES



#### Rigid Receptacles

SK214-16 Fixed Depth Steel/Stainless  
SK214-16D Fixed Depth Steel/Stainless Countersunk  
SK214-16ENC Fixed Depth Steel/Stainless Encapsulated  
SK214-16DENC Fixed Depth Steel/Stainless Encap/Csk  
SK40R17-1 Fixed Depth Lightweight Stainless  
SK40R17-2 Fixed Depth Lightweight Stainless/Csk  
SK215 Series Adjustable Depth



#### Floating Receptacles

SK244-16 Fixed Depth Steel/Stainless  
SK244-16D Fixed Depth Steel/Stainless Csk  
SK244-161 Fixed Depth Steel/Stainless Removal Insert  
SK245-16 Adjustable Depth Steel/Stainless  
SK245-16D Adjustable Depth Steel/Stainless Csk  
SK245-161 Fixed Depth Steel/Stainless Removal Insert

# CLoc® 4000 Series Common Sets

Forget Charts - The Following assemblies solve 99% of all applications



Stainless Series - Flush Head


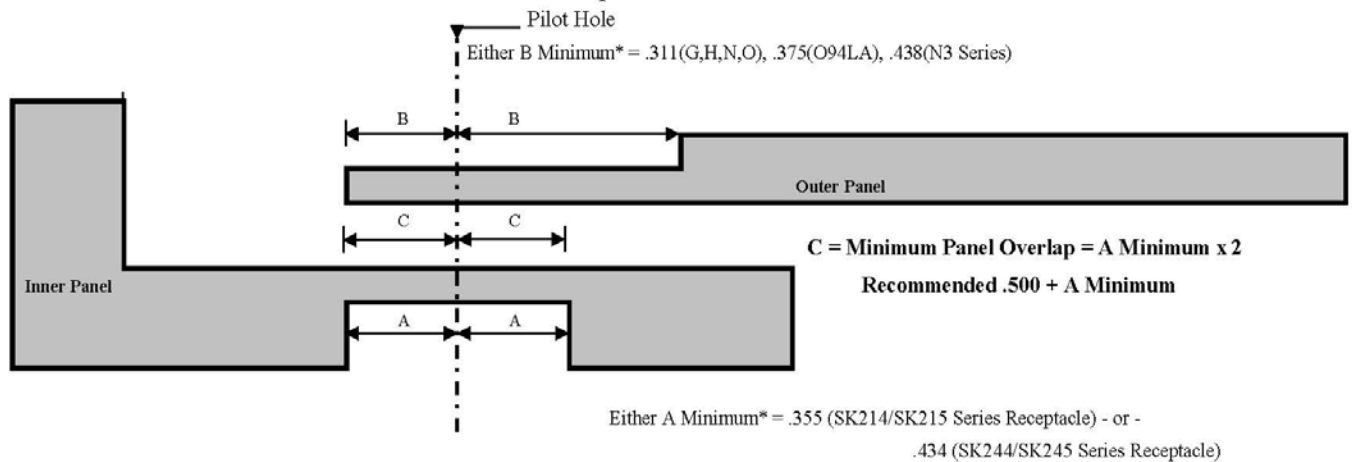
Skytanium® Series - Flush Head

SK40S5-SET1	Grip Range	ZG4002-SET1	Grip Range
SK40S5-2S Phillips Head	.010 - .310	ZG4002-2 Collared Slot	.010 - .310
SK-OS Panel Grommet (.094 max thickness)		ZG-094LA Panel Grommet (.094 max thickness)	
SK-R4G Stud/Grommet Retainer		SK-R4G Stud/Grommet Retainer	
SK245A161A Adjustable Receptacle 1/8" Rivets not included		SK245A161A Adjustable Receptacle 1/8" Rivets not included	

Note 1 - OS Grommet Restrictions - Max Outer Panel Thickness = .094

Note 2 - See Dimension 'B' and 'C' below for minimum panel clearance and Overlap for SK245-4 Receptacle

**What does Overlap Mean? Work from the Inner Panel Out (Choose receptacle then grommet), then determine location of pilot hole.**



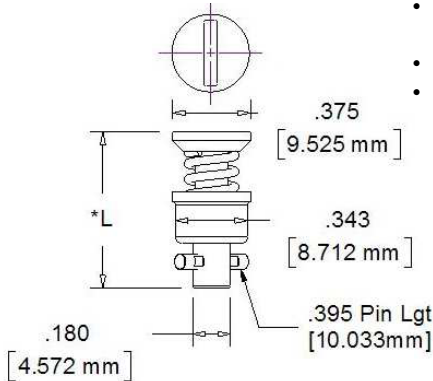
Installation Tools (See Page 43)	
<b>4P3-T26 Tools</b>	Tools to install studs through grommets and install grommet retainers
<b>SK4DJ</b>	Flex Handle Drill Jig to drill rivet holes with #30 Drill
<b>Template-245</b>	Template to expand center hole with Unibit-3 Stepdrill

# CLoc® SK4002 & ZG4002 Series

## 4 - Piece Series (Stud/Retainer - Grommet - Locking Receptacle)

All -6 and longer studs available with patented hold out feature - Minimizes protrusion when unlocked.

- Industry Standard Heavy Duty 1/4-Turn Panel Fastener Series
- TSO-C148 Approved. Designed to Exceed NASM5591 Table II Performance
- Tensile/Shear Loads of 700 LBS Working - 1050 Lbs Ultimate
- Optional holdout feature - U.S. Patent 10,539,172



4002-[ ] Collared Slot Steel  
SK4002-[ ]S Collared Slot  
SK4002-[ ]S45 Collared Slot  
ZG4002-[ ] Skytanium®

Replacements	Stainless	Steel	High Temp A286/Inconel	High Temp 300/Inconel
CamLoc®	4002-(x)S	4002-(x)	40S45-(x)	40S45-(x)B
Lisi	1142002-(x)	1142000-(x)	1142004-(x)	1142024-(x)

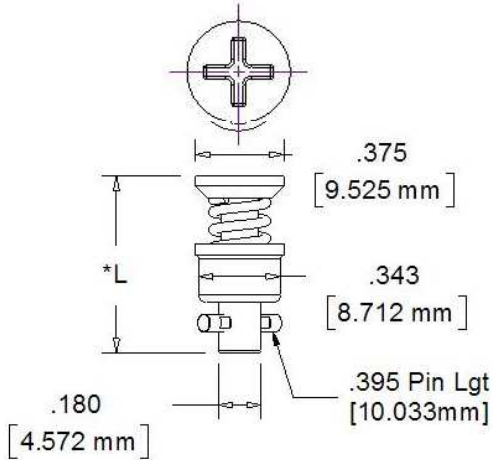
Steel Collared Slot	Stainless Collared Slot	300SS Stainless Collared Slot 700°F	Skytanium® Collared Slot	Total Stud Length L		Grip SK214/40R17 Series (1) Fixed Depth Receptacle With G or H Flush Grommets				Grip SK215 and SK245 Series Adjustable Depth Receptacle			
						Combined Panel Thickness		Combined Panel Thickness		Combined Panel Thickness		Combined Panel Thickness	
						Decimal	Millimeter	Decimal	Millimeter	Decimal	Millimeter	Decimal	Millimeter
Part #	Part #	Part #	Part #	Dec	mm	Min	Max	Min	Max	Min	Max	Min	Max
SK4002-2	SK4002-2S	SK4002-2S45	ZG4002-2	.690	17.27	.081	.110	2.06	2.79	.010	.310	0.25	7.87
SK4002-3	SK4002-3S	SK4002-3S45	ZG4002-3	.720	18.03	.111	.140	2.82	3.56	.040	.340	1.02	8.64
SK4002-4	SK4002-4S	SK4002-4S45	ZG4002-4	.750	18.80	.141	.170	3.58	4.32	.070	.370	1.78	9.40
SK4002-5	SK4002-5S	SK4002-5S45	ZG4002-5	.780	19.56	.171	.200	4.34	5.08	.100	.400	2.54	10.16
SK4002-6	SK4002-6S	SK4002-6S45	ZG4002-6	.810	20.32	.200	.230	5.08	5.84	.130	.430	3.30	10.92
SK4002-7	SK4002-7S	SK4002-7S45	ZG4002-7	.840	21.08	.231	.260	5.87	6.60	.160	.460	4.06	11.68
SK4002-8	SK4002-8S	SK4002-8S45	ZG4002-8	.870	21.84	.261	.290	6.63	7.37	.190	.490	4.83	12.45
SK4002-9	SK4002-9S	SK4002-9S45	ZG4002-9	.900	22.61	.291	.320	7.39	8.13	.220	.520	5.59	13.21
SK4002-10	SK4002-10S	SK4002-10S45	ZG4002-10	.930	23.37	.321	.350	8.15	8.89	.250	.550	6.35	13.97
SK4002-11	SK4002-11S	SK4002-11S45	ZG4002-11	.960	24.13	.351	.380	8.92	9.65	.280	.580	7.11	14.73
SK4002-12	SK4002-12S	SK4002-12S45	ZG4002-12	.990	24.89	.381	.410	9.68	10.41	.310	.610	7.87	15.49
SK4002-13	SK4002-13S	SK4002-13S45	ZG4002-13	1.020	25.65	.411	.440	10.44	11.18	.340	.640	8.64	16.26
SK4002-14	SK4002-14S	SK4002-14S45	ZG4002-14	1.050	26.42	.441	.470	11.20	11.94	.370	.670	9.40	17.02
SK4002-15	SK4002-15S	SK4002-15S45	ZG4002-15	1.080	27.18	.471	.500	11.96	12.70	.400	.700	10.16	17.78
Studs -16 and longer must use SK4002-SWS Retainers													
SK4002-16	SK4002-16S	SK4002-16S45	ZG4002-16	1.110	27.94	.501	.530	12.73	13.46	.430	.730	10.92	18.54
SK4002-17	SK4002-17S	SK4002-17S45	ZG4002-17	1.140	28.70	.531	.560	13.49	14.22	.460	.760	11.68	19.30
SK4002-18	SK4002-18S	SK4002-18S45	ZG4002-18	1.170	29.46	.561	.590	14.25	14.99	.490	.790	12.45	20.07
SK4002-19	SK4002-19S	SK4002-19S45	ZG4002-19	1.200	30.23	.591	.620	15.01	15.75	.520	.820	13.21	20.83
SK4002-20	SK4002-20S	SK4002-20S45	ZG4002-20	1.230	30.99	.621	.650	15.77	16.51	.550	.850	13.97	21.59

(1) For 244/SK244 Floating Series add .030 to total thickness. For all Grommets besides G and H, add .030 to total thickness.  
Example: Outer panel = .040, Inner panel = .060 - Total grip = .100. Using SK244-16 type receptacle and SK-OS grommet, add .060 = .160 total grip.  
From the chart, select -4 stud.

# CLoc® SK4055 Series

## 4 - Piece Series (Stud/Retainer - Grommet - Locking Receptacle)

All -6 and longer studs available with patented hold out feature - Minimizes protrusion when unlocked.



- Industry Standard Heavy Duty 1/4-Turn Panel Fastener Series
- TSO-C148 Approved. Designed to Exceed NASM5591 Table II Performance
- Tensile/Shear Loads of 700 LBS Working - 1050 Lbs Ultimate
- Optional holdout feature - U.S. Patent 10,539,172



40S5-[ ] Phillips Head - Steel  
SK40S5-[ ]S Phillips Head - Hardened Diamondhead®  
SK40S5-[ ]S45 Phillips Head 700°F - Hardened Diamondhead®

Replacements	Stainless	Steel	High Strength* 410SS
CamLoc®	40S5-(x)S	40S5-(x)	40S41-(x)SC
Lisi	1142012-(x)	1142005-(x)	1142026-(x)

\*Note: CamLoc® 40S5(x)S and 40S41 ultimate tensile ratings are 735 lb-f.  
Standard Skybolt® 40S5 and 40S5-(x)S are rated at 1050 lb-f

Steel Phillips	Stainless Phillips	Stainless Phillips 700°F	Total Stud Length L		Grip SK214/40R17 Series (1) Fixed Depth Receptacle With G or H Flush Grommets Combined Panel Thickness				Grip SK215 and SK245 Series Adjustable Depth Receptacle Combined Panel Thickness			
					Decimal		Millimeter		Decimal		Millimeter	
					Part #	Part #	Part #	Decimal	mm	Min	Max	Min
SK40S5-2	SK40S5-2S	SK40S5-2S45	.690	17.27	.081	.110	2.06	2.79	.010	.310	0.25	7.87
SK40S5-3	SK40S5-3S	SK40S5-3S45	.720	18.03	.111	.140	2.82	3.56	.040	.340	1.02	8.64
SK40S5-4	SK40S5-4S	SK40S5-4S45	.750	18.80	.141	.170	3.58	4.32	.070	.370	1.78	9.40
SK40S5-5	SK40S5-5S	SK40S5-5S45	.780	19.56	.171	.200	4.34	5.08	.100	.400	2.54	10.16
SK40S5-6	SK40S5-6S	SK40S5-6S45	.810	20.32	.200	.230	5.08	5.84	.130	.430	3.30	10.92
SK40S5-7	SK40S5-7S	SK40S5-7S45	.840	21.08	.231	.260	5.87	6.60	.160	.460	4.06	11.68
SK40S5-8	SK40S5-8S	SK40S5-8S45	.870	21.84	.261	.290	6.63	7.37	.190	.490	4.83	12.45
SK40S5-9	SK40S5-9S	SK40S5-9S45	.900	22.61	.291	.320	7.39	8.13	.220	.520	5.59	13.21
SK40S5-10	SK40S5-10S	SK40S5-10S45	.930	23.37	.321	.350	8.15	8.89	.250	.550	6.35	13.97
SK40S5-11	SK40S5-11S	SK40S5-11S45	.960	24.13	.351	.380	8.92	9.65	.280	.580	7.11	14.73
SK40S5-12	SK40S5-12S	SK40S5-12S45	.990	24.89	.381	.410	9.68	10.41	.310	.610	7.87	15.49
SK40S5-13	SK40S5-13S	SK40S5-13S45	1.020	25.65	.411	.440	10.44	11.18	.340	.640	8.64	16.26
SK40S5-14	SK40S5-14S	SK40S5-14S45	1.050	26.42	.441	.470	11.20	11.94	.370	.670	9.40	17.02
SK40S5-15	SK40S5-15S	SK40S5-15S45	1.080	27.18	.471	.500	11.96	12.70	.400	.700	10.16	17.78
Studs -16 and longer must use SK4002-SWS Retainers												
SK40S5-16	SK40S5-16S	SK40S5-16S45	1.110	27.94	.501	.530	12.73	13.46	.430	.730	10.92	18.54
SK40S5-17	SK40S5-17S	SK40S5-17S45	1.140	28.70	.531	.560	13.49	14.22	.460	.760	11.68	19.30
SK40S5-18	SK40S5-18S	SK40S5-18S45	1.170	29.46	.561	.590	14.25	14.99	.490	.790	12.45	20.07
SK40S5-19	SK40S5-19S	SK40S5-19S45	1.200	30.23	.591	.620	15.01	15.75	.520	.820	13.21	20.83
SK40S5-20	SK40S5-20S	SK40S5-20S45	1.230	30.99	.621	.650	15.77	16.51	.550	.850	13.97	21.59

(1) For 244/SK244 Floating Series add .030 to total thickness. For all Grommets besides G and H, add .030 to total thickness.  
Example: Outer panel = .040, Inner panel = .060 - Total grip = .100. Using SK244-16 type receptacle and SK-OS grommet, add .060 = .160 total grip.  
From the chart, select -4 stud.

# CLoc® SK4002-[ ]SL Sealed Series

## 4 - Piece Series (Stud/Retainer - Grommet - Locking Receptacle)

All -6 and longer studs available with patented hold out feature - Minimizes protrusion when unlocked.



- Compatible with CamLoc® 40S37-[ ] Fasteners
- 700 lb Working Load - 1050 lb Ultimate (Tensile)
- Water Proof to 1 meter/1 hour
- TSO-C148 Pending
- Optional holdout feature - U.S. Patent 10,539,172



Use with SK4N-4SL Sealed Grommet

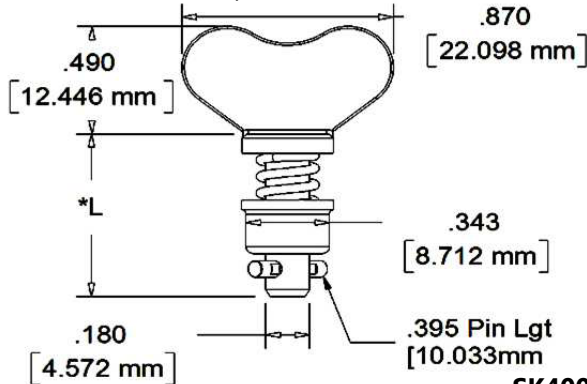
Stainless Collared Slot Sealed 40S37-[ ] Series	Total Stud Length L		Grip SK214/40R17 Series (1) Fixed Depth Receptacle Combined Panel Thickness				Grip SK215 and SK245 Series Adjustable Depth Receptacle Combined Panel Thickness			
			Decimal		Millimeter		Decimal		Millimeter	
			Min	Max	Min	Max	Min	Max	Min	Max
Part #	Decimal	mm	Min	Max	Min	Max	Min	Max	Min	Max
SK4002-2SL	.700	17.78	.081	.110	2.06	2.79	.010	.310	0.25	7.87
SK4002-3SL	.730	18.54	.111	.140	2.82	3.56	.040	.340	1.02	8.64
SK4002-4SL	.760	19.30	.141	.170	3.58	4.32	.070	.370	1.78	9.40
SK4002-5SL	.790	20.07	.171	.200	4.34	5.08	.100	.400	2.54	10.16
SK4002-6SL	.820	20.83	.200	.230	5.08	5.84	.130	.430	3.30	10.92
SK4002-7SL	.850	21.59	.231	.260	5.87	6.60	.160	.460	4.06	11.68
SK4002-8SL	.880	22.35	.261	.290	6.63	7.37	.190	.490	4.83	12.45
SK4002-9SL	.910	23.11	.291	.320	7.39	8.13	.220	.520	5.59	13.21
SK4002-10SL	.940	23.88	.321	.350	8.15	8.89	.250	.550	6.35	13.97
SK4002-11SL	.970	24.64	.351	.380	8.92	9.65	.280	.580	7.11	14.73
SK4002-12SL	1.000	25.40	.381	.410	9.68	10.41	.310	.610	7.87	15.49
SK4002-13SL	1.030	26.16	.411	.440	10.44	11.18	.340	.640	8.64	16.26
SK4002-14SL	1.060	26.92	.441	.470	11.20	11.94	.370	.670	9.40	17.02
SK4002-15SL	1.090	27.69	.471	.500	11.96	12.70	.400	.700	10.16	17.78
SK4002-16SL	1.120	28.45	.501	.530	12.73	13.46	.430	.730	10.92	18.54
SK4002-17SL	1.150	29.21	.531	.560	13.49	14.22	.460	.760	11.68	19.30
SK4002-18SL	1.180	29.97	.561	.590	14.25	14.99	.490	.790	12.45	20.07
SK4002-19SL	1.210	30.73	.591	.620	15.01	15.75	.520	.820	13.21	20.83
SK4002-20SL	1.240	31.50	.621	.650	15.77	16.51	.550	.850	13.97	21.59

# CLoc® SK4002 Winged

## 4 - Piece Series (Stud/Retainer - Grommet - Locking Receptacle)

All -6 and longer studs available with patented hold out feature - Minimizes protrusion when unlocked.

- Industry Standard Heavy Duty 1/4-Turn Panel Fastener Series
- TSO-C148 Approved. Designed to Exceed NASM5591 Table II Performance
- Tensile/Shear Loads of 700 LBS Working - 1050 Lbs Ultimate
- Optional holdout feature - U.S. Patent 10,539,172



Replacements	Stainless	Steel
CamLoc®	4002-(x)SW	4002-(x)W
Lisi	1142016-(x)	1142007-(x)

### SK4002W Wing

Steel Winged	Stainless Winged	Total Stud Length L		Grip SK214/40R17 Series (1) Fixed Depth Receptacle Combined Panel Thickness				Grip SK215 and SK245 Series Adjustable Depth Receptacle Combined Panel Thickness			
				Decimal		Millimeter		Decimal		Millimeter	
				Part #	Part #	inches	mm	Min	Max	Min	Max
SK4002-2W	SK4002-2SW	.680	17.27	.081	.110	2.06	2.79	.010	.310	0.25	7.87
SK4002-3W	SK4002-3SW	.710	18.03	.111	.140	2.82	3.56	.040	.340	1.02	8.64
SK4002-4W	SK4002-4SW	.740	18.80	.141	.170	3.58	4.32	.070	.370	1.78	9.40
SK4002-5W	SK4002-5SW	.770	19.56	.171	.200	4.34	5.08	.100	.400	2.54	10.16
SK4002-6W	SK4002-6SW	.800	20.32	.200	.230	5.08	5.84	.130	.430	3.30	10.92
SK4002-7W	SK4002-7SW	.830	21.08	.231	.260	5.87	6.60	.160	.460	4.06	11.68
SK4002-8W	SK4002-8SW	.860	21.84	.261	.290	6.63	7.37	.190	.490	4.83	12.45
SK4002-9W	SK4002-9SW	.890	22.61	.291	.320	7.39	8.13	.220	.520	5.59	13.21
SK4002-10W	SK4002-10SW	.920	23.37	.321	.350	8.15	8.89	.250	.550	6.35	13.97
SK4002-11W	SK4002-11SW	.950	24.13	.351	.380	8.92	9.65	.280	.580	7.11	14.73
SK4002-12W	SK4002-12SW	.980	24.89	.381	.410	9.68	10.41	.310	.610	7.87	15.49
SK4002-13W	SK4002-13SW	1.010	25.65	.411	.440	10.44	11.18	.340	.640	8.64	16.26
SK4002-14W	SK4002-14SW	1.040	26.42	.441	.470	11.20	11.94	.370	.670	9.40	17.02
SK4002-15W	SK4002-15SW	1.070	27.18	.471	.500	11.96	12.70	.400	.700	10.16	17.78
Studs -16 and longer must use SK4002-SWS Retainers											
SK4002-16W	SK4002-16SW	1.100	27.94	.501	.530	12.73	13.46	.430	.730	10.92	18.54
SK4002-17W	SK4002-17SW	1.130	28.70	.531	.560	13.49	14.22	.460	.760	11.68	19.30
SK4002-18W	SK4002-18SW	1.160	29.46	.561	.590	14.25	14.99	.490	.790	12.45	20.07
SK4002-19W	SK4002-19SW	1.190	30.23	.591	.620	15.01	15.75	.520	.820	13.21	20.83
SK4002-20W	SK4002-20SW	1.220	30.99	.621	.650	15.77	16.51	.550	.850	13.97	21.59

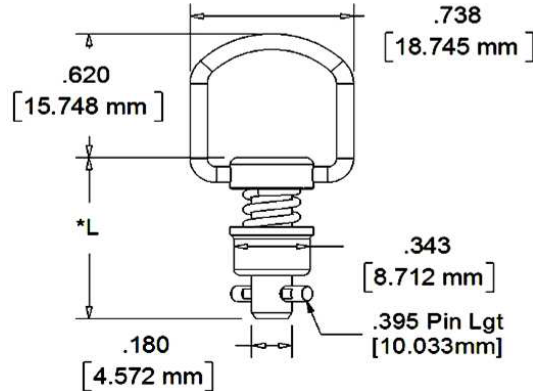
(1) For 244/SK244 Floating Series add .030 to total thickness. For all Grommets besides G and H, add .030 to total thickness.  
Example: Outer panel = .040, Inner panel = .060 - Total grip = .100. Using SK244-16 type receptacle and SK-OS grommet, add .060 = .160 total grip.  
From the chart, select -4 stud.

# CLoc® SK4002 Folding Ring

## 4 - Piece Series (Stud/Retainer - Grommet - Locking Receptacle)

All -6 and longer studs available with patented hold out feature - Minimizes protrusion when unlocked.

- Industry Standard Heavy Duty 1/4-Turn Panel Fastener Series
- TSO-C148 Approved. Designed to Exceed NASM5591 Table II Performance
- Tensile/Shear Loads of 700 LBS Working - 1050 Lbs Ultimate
- Optional holdout feature - U.S. Patent 10,539,172



**SK4002R Folding Ring**

Steel Folding Ring	Stainless Folding Ring	Total Stud Length L		Grip SK214/40R17 Series (1) Fixed Depth Receptacle Combined Panel Thickness				Grip SK215 and SK245 Series Adjustable Depth Receptacle Combined Panel Thickness			
				Decimal		Millimeter		Decimal		Millimeter	
				Min	Max	Min	Max	Min	Max	Min	Max
Part #	Part #	inches	mm								
SK4002-2R	SK4002-2SR	.835	21.21	.081	.110	2.06	2.79	.010	.310	0.25	7.87
SK4002-3R	SK4002-3SR	.865	21.97	.111	.140	2.82	3.56	.040	.340	1.02	8.64
SK4002-4R	SK4002-4SR	.895	22.73	.141	.170	3.58	4.32	.070	.370	1.78	9.40
SK4002-5R	SK4002-5SR	.925	23.50	.171	.200	4.34	5.08	.100	.400	2.54	10.16
SK4002-6R	SK4002-6SR	.955	24.26	.200	.230	5.08	5.84	.130	.430	3.30	10.92
SK4002-7R	SK4002-7SR	.985	25.02	.231	.260	5.87	6.60	.160	.460	4.06	11.68
SK4002-8R	SK4002-8SR	1.015	25.78	.261	.290	6.63	7.37	.190	.490	4.83	12.45
SK4002-9R	SK4002-9SR	1.045	26.54	.291	.320	7.39	8.13	.220	.520	5.59	13.21
SK4002-10R	SK4002-10SR	1.075	27.31	.321	.350	8.15	8.89	.250	.550	6.35	13.97
SK4002-11R	SK4002-11SR	1.105	28.07	.351	.380	8.92	9.65	.280	.580	7.11	14.73
SK4002-12R	SK4002-12SR	1.135	28.83	.381	.410	9.68	10.41	.310	.610	7.87	15.49
SK4002-13R	SK4002-13SR	1.165	29.59	.411	.440	10.44	11.18	.340	.640	8.64	16.26
SK4002-14R	SK4002-14SR	1.195	30.35	.441	.470	11.20	11.94	.370	.670	9.40	17.02
SK4002-15R	SK4002-15SR	1.225	31.12	.471	.500	11.96	12.70	.400	.700	10.16	17.78
Studs -16 and longer must use SK4002-SWS Retainers											
SK4002-16R	SK4002-16SR	1.255	31.88	.501	.530	12.73	13.46	.430	.730	10.92	18.54
SK4002-17R	SK4002-17SR	1.285	32.64	.531	.560	13.49	14.22	.460	.760	11.68	19.30
SK4002-18R	SK4002-18SR	1.315	33.401	.561	.590	14.25	14.99	.490	.790	12.45	20.07
SK4002-19R	SK4002-19SR	1.345	34.163	.591	.620	15.01	15.75	.520	.820	13.21	20.83
SK4002-20R	SK4002-20SR	1.375	34.925	.621	.650	15.77	16.51	.550	.850	13.97	21.59

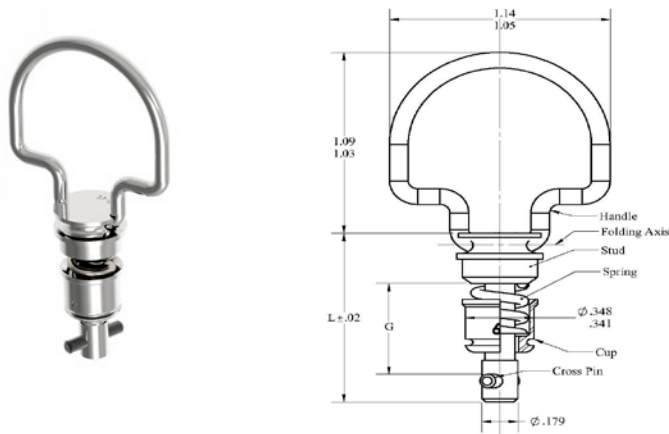
(1) For 244/SK244 Floating Series add .030 to total thickness. For all Grommets besides G and H, add .030 to total thickness.  
Example: Outer panel = .040, Inner panel = .060 - Total grip = .100. Using SK244-16 type receptacle and SK-OS grommet, add .060 = .160 total grip.  
From the chart, select -4 stud.

# CLoc® SK40S47 Bail Handle Series

## 4 - Piece Series (Stud/Retainer - Grommet - Locking Receptacle)

All -6 and longer studs available with patented hold out feature - Minimizes protrusion when unlocked.

- Industry Standard Heavy Duty 1/4-Turn Panel Fastener Series
- TSO-C148 Approved. Designed to Exceed NASM5591 Table II Performance
- Tensile/Shear Loads of 700 LBS Working - 1050 Lbs Ultimate
- Optional holdout feature - U.S. Patent 10,539,172



Replacements	Steel	Steel Nickel Plate
CamLoc®	40S47-(X)	40S47-(X)AR
Lisi	1142014-(X)	1142015-(X)

Folding Bail Handle SK40S47 Series Studs			Total Stud Length L		Grip SK214/40R17 Series (1) Fixed Depth Receptacle Combined Panel Thickness				Grip SK215 and SK245 Series Adjustable Depth Receptacle Combined Panel Thickness			
Steel	Stainless	Skytanium®			Decimal		Millimeter		Decimal		Millimeter	
Part #	Part #	Part #	inches	mm	Min	Max	Min	Max	Min	Max	Min	Max
SK40S47-2	SK40S47-2S	ZG40S47-2	0.870	22.10	.081	.110	2.06	2.79	.010	.310	0.25	7.87
SK40S47-3	SK40S47-3S	ZG40S47-3	0.900	22.86	.111	.140	2.82	3.56	.040	.340	1.02	8.64
SK40S47-4	SK40S47-4S	ZG40S47-4	0.930	23.62	.141	.170	3.58	4.32	.070	.370	1.78	9.40
SK40S47-5	SK40S47-5S	ZG40S47-5	0.960	24.38	.171	.200	4.34	5.08	.100	.400	2.54	10.16
SK40S47-6	SK40S47-6S	ZG40S47-6	0.990	25.15	.200	.230	5.08	5.84	.130	.430	3.30	10.92
SK40S47-7	SK40S47-7S	ZG40S47-7	1.020	25.91	.231	.260	5.87	6.60	.160	.460	4.06	11.68
SK40S47-8	SK40S47-8S	ZG40S47-8	1.050	26.67	.261	.290	6.63	7.37	.190	.490	4.83	12.45
SK40S47-9	SK40S47-9S	ZG40S47-9	1.080	27.43	.291	.320	7.39	8.13	.220	.520	5.59	13.21
SK40S47-10	SK40S47-10S	ZG40S47-10	1.110	28.19	.321	.350	8.15	8.89	.250	.550	6.35	13.97
SK40S47-11	SK40S47-11S	ZG40S47-11	1.140	28.96	.351	.380	8.92	9.65	.280	.580	7.11	14.73
SK40S47-12	SK40S47-12S	ZG40S47-12	1.170	29.72	.381	.410	9.68	10.41	.310	.610	7.87	15.49
SK40S47-13	SK40S47-13S	ZG40S47-13	1.200	30.48	.411	.440	10.44	11.18	.340	.640	8.64	16.26
SK40S47-14	SK40S47-14S	ZG40S47-14	1.230	31.24	.441	.470	11.20	11.94	.370	.670	9.40	17.02
SK40S47-15	SK40S47-15S	ZG40S47-15	1.260	32.00	.471	.500	11.96	12.70	.400	.700	10.16	17.78
Studs -16 and longer must use SK4002-SWS Retainers												
SK40S47-16	SK40S47-16S	ZG40S47-16	1.290	32.77	.501	.530	12.73	13.46	.430	.730	10.92	18.54
SK40S47-17	SK40S47-17S	ZG40S47-17	1.320	33.53	.531	.560	13.49	14.22	.460	.760	11.68	19.30

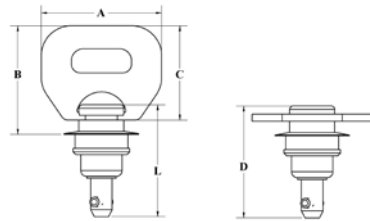
(1) For 244/SK244 Floating Series add .030 to total thickness. For all Grommets besides G and H, add .030 to total thickness.  
Example: Outer panel = .040, Inner panel = .060 - Total grip = .100. Using SK244-16 type receptacle and SK-OS grommet, add .060 = .160 total grip.  
From the chart, select -4 stud.

# CLoc® SK4002SFW Folding Wing Series

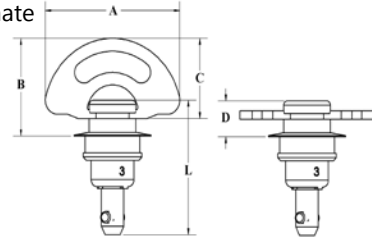
## 4 - Piece Series (Stud/Retainer - Grommet - Locking Receptacle)

All -6 and longer studs available with patented hold out feature - Minimizes protrusion when unlocked.

- Industry Standard Heavy Duty 1/4-Turn Panel Fastener
- TSO-C148 Approved. Designed to Exceed NASM5591 Table II Performance
- Tensile/Shear Loads of 700 LBS Working - 1050 Lbs Ultimate
- Optional holdout feature - U.S. Patent 10,539,172



**SK4002SFW Style Folding Wing**  
US Patent Pending



**SK4001SFW Style Folding Wing**

	A		B(1)		C		D (1)	
	Decimal	mm	Decimal	mm	Decimal	mm	Decimal	mm
SK4002-(x)SFW	1.000	25.40	0.850	21.59	0.800	20.32	0.260	6.60
SK4001-(x)SFW	1.073	27.25	0.660	16.76	0.567	14.40	0.260	6.60

Folding Wing SK4002FW Series Studs		Total Stud Length L		Grip SK214/40R17 Series (1) Fixed Depth Receptacle Combined Panel Thickness				Grip SK215 and SK245 Series Adjustable Depth Receptacle Combined Panel Thickness			
4002SFW	4001SFW			Decimal		Millimeter		Decimal		Millimeter	
Part #	Part #	inches	mm	Min	Max	Min	Max	Min	Max	Min	Max
SK4002-2SFW	SK4001-2SFW	0.920	23.37	.081	.110	2.06	2.79	.010	.310	0.25	7.87
SK4002-3SFW	SK4001-3SFW	0.950	24.13	.111	.140	2.82	3.56	.040	.340	1.02	8.64
SK4002-4SFW	SK4001-4SFW	0.980	24.89	.141	.170	3.58	4.32	.070	.370	1.78	9.40
SK4002-5SFW	SK4001-5SFW	1.010	25.65	.171	.200	4.34	5.08	.100	.400	2.54	10.16
SK4002-6SFW	SK4001-6SFW	1.040	26.42	.200	.230	5.08	5.84	.130	.430	3.30	10.92
SK4002-7SFW	SK4001-7SFW	1.070	27.18	.231	.260	5.87	6.60	.160	.460	4.06	11.68
SK4002-8SFW	SK4001-8SFW	1.100	27.94	.261	.290	6.63	7.37	.190	.490	4.83	12.45
SK4002-9SFW	SK4001-9SFW	1.130	28.70	.291	.320	7.39	8.13	.220	.520	5.59	13.21
SK4002-10SFW	SK4001-10SFW	1.160	29.46	.321	.350	8.15	8.89	.250	.550	6.35	13.97
SK4002-11SFW	SK4001-11SFW	1.190	30.23	.351	.380	8.92	9.65	.280	.580	7.11	14.73
SK4002-12SFW	SK4001-12SFW	1.220	30.99	.381	.410	9.68	10.41	.310	.610	7.87	15.49
SK4002-13SFW	SK4001-13SFW	1.250	31.75	.411	.440	10.44	11.18	.340	.640	8.64	16.26
SK4002-14SFW	SK4001-14SFW	1.280	32.51	.441	.470	11.20	11.94	.370	.670	9.40	17.02
SK4002-15SFW	SK4001-15SFW	1.310	33.27	.471	.500	11.96	12.70	.400	.700	10.16	17.78
Studs -16 and longer must use SK4002-SWS Retainers											
SK4002-16SFW	SK4001-16SFW	1.340	34.04	.501	.530	12.73	13.46	.430	.730	10.92	18.54
SK4002-17SFW	SK4001-17SFW	1.370	34.80	.531	.560	13.49	14.22	.460	.760	11.68	19.30
SK4002-18SFW	SK4001-18SFW	1.400	35.56	.561	.590	14.25	14.99	.490	.790	12.45	20.07
SK4002-19SFW	SK4001-19SFW	1.430	36.32	.591	.620	15.01	15.75	.520	.820	13.21	20.83
SK4002-20SFW	SK4001-20SFW	1.460	37.08	.621	.650	15.77	16.51	.550	.850	13.97	21.59

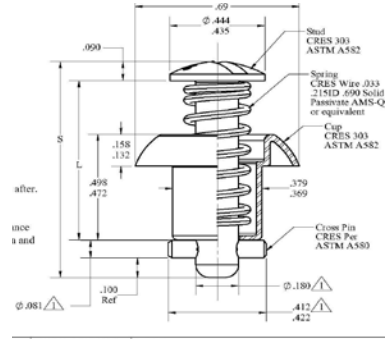
(1) For 244/SK244 Floating Series add .030 to total thickness. For all Grommets besides G and H, add .030 to total thickness.  
Example: Outer panel = .040, Inner panel = .060 - Total grip = .100. Using SK244-16 type receptacle and SK-OS grommet, add .060 = .160 total grip.  
From the chart, select -4 stud.

# CLoc® SK40S128 Grommetless Slotted Stud

## 3 - Piece Series (Stud/Retainer - Locking Receptacle)



- Compatible with CamLoc® 40S128-( )-1AA Fasteners
- 700 lb Working Load - 1050 lb Ultimate (Tensile)
- TSO-C148 Pending
- Available in Stainless & Skytanium®



Skybolt® Part#	CamLoc® Part#	Skybolt® L min	Skybolt® L max	Cam-Loc® L min	Cam-Loc® L max	Skybolt® S Dim	Cam-Loc® S Dim	Grip Min	Grip Max	Grip Min mm	Grip Max mm
SK40S128-2-1AA	40S128-2-1AA	0.593	0.603	0.613	0.623	0.878	0.885	0.135	0.165	3.429	4.191
SK40S128-3-1AA	40S128-3-1AA	0.623	0.633	0.643	0.653	0.908	0.915	0.165	0.195	4.191	4.953
SK40S128-4-1AA	40S128-4-1AA	0.653	0.663	0.673	0.683	0.938	0.945	0.195	0.225	4.953	5.715
SK40S128-5-1AA	40S128-5-1AA	0.683	0.693	0.703	0.713	0.968	0.975	0.225	0.255	5.715	6.477
SK40S128-6-1AA	40S128-6-1AA	0.713	0.723	0.733	0.743	0.998	1.005	0.255	0.285	6.477	7.239
SK40S128-7-1AA	40S128-7-1AA	0.743	0.753	0.763	0.773	1.028	1.035	0.285	0.315	7.239	8.001
SK40S128-8-1AA	40S128-8-1AA	0.773	0.783	0.793	0.803	1.058	1.065	0.315	0.345	8.001	8.763
SK40S128-9-1AA	40S128-9-1AA	0.803	0.813	0.823	0.833	1.088	1.095	0.345	0.375	8.763	9.525
SK40S128-10-1AA	40S128-10-1AA	0.833	0.843	0.853	0.863	1.118	1.125	0.375	0.405	9.525	10.287
SK40S128-11-1AA	40S128-11-1AA	0.863	0.873	0.883	0.893	1.148	1.155	0.405	0.435	10.287	11.049
SK40S128-12-1AA	40S128-12-1AA	0.893	0.903	0.913	0.923	1.178	1.185	0.435	0.465	11.049	11.811
SK40S128-13-1AA	40S128-13-1AA	0.923	0.933	0.943	0.953	1.208	1.215	0.465	0.495	11.811	12.573
SK40S128-14-1AA	40S128-14-1AA	0.953	0.963	0.973	0.983	1.238	1.245	0.495	0.525	12.573	13.335
SK40S128-15-1AA	40S128-15-1AA	0.983	0.993	1.003	1.013	1.268	1.275	0.525	0.555	13.335	14.097
SK40S128-16-1AA	40S128-16-1AA	1.013	1.023	1.033	1.043	1.298	1.305	0.555	0.585	14.097	14.859
SK40S128-17-1AA	40S128-17-1AA	1.043	1.053	1.063	1.073	1.328	1.335	0.585	0.615	14.859	15.621
SK40S128-18-1AA	40S128-18-1AA	1.073	1.083	1.093	1.103	1.358	1.365	0.615	0.645	15.621	16.383
SK40S128-19-1AA	40S128-19-1AA	1.103	1.113	1.123	1.133	1.388	1.395	0.645	0.675	16.383	17.145
SK40S128-20-1AA	40S128-20-1AA	1.133	1.143	1.153	1.163	1.418	1.425	0.675	0.705	17.145	17.907

### Stud Retainer SK40S142S

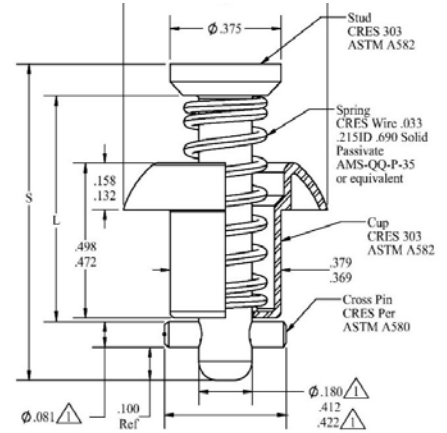


Replacements	Stainless
CamLoc®	40S128-(x)-1AA
Lisi	1142006-(x)

# CLoc® SK40S128 Grommetless Phillips Stud

## 3 - Piece Series (Stud/Retainer - Locking Receptacle)

- Compatible with CamLoc® 40S128-( )-2AA Fasteners
- 700 lb Working Load - 1050 lb Ultimate (Tensile)
- TSO-C148 Pending
- Available in Stainless & Skytanium®



Skybolt® Part#	CamLoc® Part#	Skybolt® L min	Skybolt® L max	Cam-Loc® L min	Cam-Loc® L max	Skybolt® S Dim	Cam-Loc® S Dim	Grip Min	Grip Max	Grip Min mm	Grip Max mm
SK40S128-2-2AA	40S128-2-2AA	0.593	0.603	0.613	0.623	0.878	0.885	0.135	0.165	3.429	4.191
SK40S128-3-2AA	40S128-3-2AA	0.623	0.633	0.643	0.653	0.908	0.915	0.165	0.195	4.191	4.953
SK40S128-4-2AA	40S128-4-2AA	0.653	0.663	0.673	0.683	0.938	0.945	0.195	0.225	4.953	5.715
SK40S128-5-2AA	40S128-5-2AA	0.683	0.693	0.703	0.713	0.968	0.975	0.225	0.255	5.715	6.477
SK40S128-6-2AA	40S128-6-2AA	0.713	0.723	0.733	0.743	0.998	1.005	0.255	0.285	6.477	7.239
SK40S128-7-2AA	40S128-7-2AA	0.743	0.753	0.763	0.773	1.028	1.035	0.285	0.315	7.239	8.001
SK40S128-8-2AA	40S128-8-2AA	0.773	0.783	0.793	0.803	1.058	1.065	0.315	0.345	8.001	8.763
SK40S128-9-2AA	40S128-9-2AA	0.803	0.813	0.823	0.833	1.088	1.095	0.345	0.375	8.763	9.525
SK40S128-10-2AA	40S128-10-2AA	0.833	0.843	0.853	0.863	1.118	1.125	0.375	0.405	9.525	10.287
SK40S128-11-2AA	40S128-11-2AA	0.863	0.873	0.883	0.893	1.148	1.155	0.405	0.435	10.287	11.049
SK40S128-12-2AA	40S128-12-2AA	0.893	0.903	0.913	0.923	1.178	1.185	0.435	0.465	11.049	11.811
SK40S128-13-2AA	40S128-13-2AA	0.923	0.933	0.943	0.953	1.208	1.215	0.465	0.495	11.811	12.573
SK40S128-14-2AA	40S128-14-2AA	0.953	0.963	0.973	0.983	1.238	1.245	0.495	0.525	12.573	13.335
SK40S128-15-2AA	40S128-15-2AA	0.983	0.993	1.003	1.013	1.268	1.275	0.525	0.555	13.335	14.097
SK40S128-16-2AA	40S128-16-2AA	1.013	1.023	1.033	1.043	1.298	1.305	0.555	0.585	14.097	14.859
SK40S128-17-2AA	40S128-17-2AA	1.043	1.053	1.063	1.073	1.328	1.335	0.585	0.615	14.859	15.621
SK40S128-18-2AA	40S128-18-2AA	1.073	1.083	1.093	1.103	1.358	1.365	0.615	0.645	15.621	16.383
SK40S128-19-2AA	40S128-19-2AA	1.103	1.113	1.123	1.133	1.388	1.395	0.645	0.675	16.383	17.145
SK40S128-20-2AA	40S128-20-2AA	1.133	1.143	1.153	1.163	1.418	1.425	0.675	0.705	17.145	17.907

### Stud Retainer SK40S142S



Replacements	Stainless
CamLoc®	40S128-(x)-2AA
Lisi	None

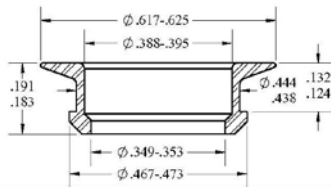
# CLoc® 4000 Series Stud Weights

Dash #	SK4002S/40S5S		SK4002SW		SK4002SWF		Skytanium® ZG4002	
	Lbs	Grams	Lbs	Grams	Lbs	Grams	Lbs	Grams
-2	.0095	4.3091	0.0145	6.5771	0.0240	10.8862	0.0045	2.0414
-3	.0100	4.5359	0.0155	7.0307	0.0245	11.1130	0.0047	2.1321
-4	.0105	4.7627	0.0160	7.2575	0.0245	11.1130	0.0050	2.2682
-5	.0110	4.9895	0.0165	7.4843	0.0255	11.5666	0.0055	2.4950
-6	.0120	5.4431	0.0175	7.9379	0.0263	11.9068	0.0060	2.7219
-7	.0130	5.8967	0.0185	8.3915	0.0270	12.2470	0.0065	2.9487
-8	.0135	6.1235	0.0190	8.6183	0.0278	12.5872	0.0067	3.0394
-9	.0140	6.3503	0.0195	8.8451	0.0285	12.9274	0.0069	3.1520
-10	.0150	6.8039	0.0205	9.2986	0.0295	13.3810	0.0074	3.3772
-11	.0155	7.0307	0.0210	9.5254	0.0303	13.7212	0.0077	3.4897
-12	.0165	7.4843	0.0220	9.9790	0.0310	14.0614	0.0082	3.7149
-13	.0170	7.7111	0.0225	10.2058	0.0318	14.4016	0.0084	3.8275
-14	.0175	7.9379	0.0230	10.4326	0.0325	14.7418	0.0087	3.9400
-15	.0185	8.3915	0.0240	10.8862	0.0333	15.0819	0.0092	4.1652
-16	.0130	5.8967	0.0185	8.3915	0.0340	15.4221	0.0065	2.9269
-17	.0132	5.9874	0.0187	8.4822	0.0348	15.7623	0.0066	2.9798
-18	.0135	6.1235	0.0190	8.6183	0.0355	16.1025	0.0067	3.0327
-19	.0137	6.2142	0.0192	8.7090	0.0363	16.4427	0.0068	3.0856
-20	.0139	6.3049	0.0194	8.7997	0.0375	17.0097	0.0069	3.1385
-21	.0142	6.4410	0.0197	8.9358			0.0070	3.1914
-22	.0144	6.5317	0.0199	9.0265			0.0072	3.2443
-23	.0146	6.6224	0.0201	9.1172			0.0073	3.2972
-24	.0149	6.7585	0.0204	9.2533			0.0074	3.3501
-25	.0151	6.8492	0.0206	9.3440			0.0075	3.4031
-26	.0153	6.9400	0.0208	9.4347			0.0076	3.4560
-27	.0156	7.0760	0.0211	9.5708			0.0077	3.5089
-28	.0158	7.1668	0.0213	9.6615			0.0079	3.5618
-29	.0160	7.2575	0.0215	9.7522			0.0080	3.6147
-30	.0162	7.3482	0.0217	9.8430			0.0081	3.6676
-31	.0165	7.4843	0.0220	9.9790			0.0082	3.7205
-32	.0168	7.6204	0.0223	10.1151			0.0083	3.7734
-33	.0170	7.7111	0.0225	10.2058			0.0084	3.8263
-34	.0172	7.8018	0.0227	10.2965			0.0086	3.8792
-35	.0175	7.9379	0.0230	10.4326			0.0087	3.9321
-36	.0177	8.0286	0.0232	10.5233			0.0088	3.9851
-37	.0179	8.1193	0.0234	10.6141			0.0089	4.0380
-38	.0182	8.2554	0.0237	10.7501			0.0090	4.0909
-39	.0184	8.3461	0.0239	10.8409			0.0091	4.1438
-40	.0186	8.4368	0.0241	10.9316			0.0093	4.1967
-41	.0189	8.5729	0.0244	11.0677			0.0094	4.2496
-42	.0191	8.6636	0.0246	11.1584			0.0095	4.3025
-43	.0193	8.7543	0.0248	11.2491			0.0096	4.3554
-44	.0196	8.8904	0.0251	11.3852			0.0097	4.4083
-45	.0198	8.9811	0.0253	11.4759			0.0098	4.4612

Weights are for Steel and Stainless or Skytanium® as noted.

# CLoc® SK4000 Series Flush Grommets

Standard Grommets (For Panels up to .126)  
TSO-C148

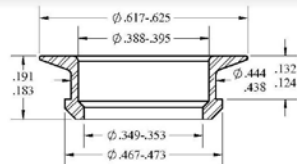


'G' Series - Panels to .068 Thickness  
Steel Stainless

Cam-Loc®	4002-G	4002-GS
----------	--------	---------

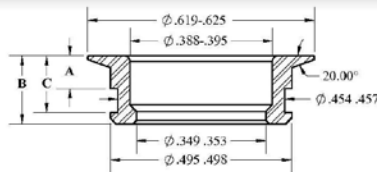
SK-GP (Ext-Flare)

Cam-Loc®	4002-P2-(x)A	4002-P2-(x)S
----------	--------------	--------------



'H' Series - Panels to .126 Thickness

	Steel	Stainless
Cam-Loc®	4002-H	4002-HS
Lisi	1142900-2	114904-2



SK40G1 High Shear Series

- Panels to .151 Thickness  
Steel Stainless

Cam-Loc®	40G1-(x)	None
Lisi	1142909-(x)	None

Flush Grommets require 140° countersunk panels. Standard flush grommets are available in two thickness ranges, G for panels up to .083, and H for panels up to .126 in thickness. Many production aircraft installations used Flush Grommets.

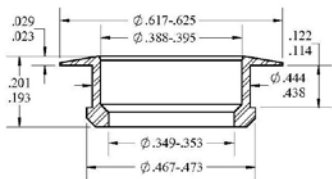
## Engineering Data for Flush Series CLoc® Grommets (Chart 1)

Steel Grommet#	A	B	C	Type	Material	Panel Depth Range		Minimum Total Thickness*	
						R4G	R4T	SK214-16	SK215
						Snap Ring	Snap Ring	SK244-16 Rec	SK245* Rec
SK-G		.191	.124	Flush - Standard	Steel	Up to .083	Up to .064	Skybolt® CLoc® components have no minimum restriction	
SK40G1-3	.043	.189	.109	Flush - High Shear	Steel	Up to .068	Up to .049		
SK40G1-4	.053	.189	.119	Flush - High Shear	Steel	Up to .078	Up to .059		
SK40G1-5	.063	.189	.129	Flush - High Shear	Steel	Up to .088	Up to .069		
SK40G1-6	.073	.189	.139	Flush - High Shear	Steel	Up to .098	Up to .079		
SK40G1-8	.090	.189	.156	Flush - High Shear	Steel	Up to .115	Up to .096		
SK40G1-10	.111	.218	.177	Flush - High Shear	Steel	Up to .136	Up to .117		
SK40G1-11	.126	.218	.192	Flush - High Shear	Steel	Up to .151	Up to .132		
SK-H		.201	.167	Flush - Standard	Steel	Up to .126	Up to .107		

Stainless Grommet#	A	B	C	Type	Material	Panel Depth Range		Minimum Total Thickness*	
						R4G	R4T	SK214-16	SK215
						Snap Ring	Snap Ring	SK244-16 Rec	SK245* Rec
SK-GS		.191	.124	Flush - Standard	Stainless	Up to .083	Up to .064	Skybolt® CLoc® components have no minimum restriction	
SK40G1-3S	.043	.189	.109	Flush - High Shear	Stainless	Up to .068	Up to .049		
SK40G1-4S	.053	.189	.119	Flush - High Shear	Stainless	Up to .078	Up to .059		
SK40G1-5S	.063	.189	.129	Flush - High Shear	Stainless	Up to .088	Up to .069		
SK40G1-6S	.073	.189	.139	Flush - High Shear	Stainless	Up to .098	Up to .079		
SK40G1-8S	.090	.189	.156	Flush - High Shear	Stainless	Up to .115	Up to .096		
SK40G1-10S	.111	.218	.177	Flush - High Shear	Stainless	Up to .136	Up to .117		
SK40G1-11S	.126	.218	.192	Flush - High Shear	Stainless	Up to .151	Up to .132		
SK-HS		.201	.167	Flush - Standard	Stainless	Up to .126	Up to .107		

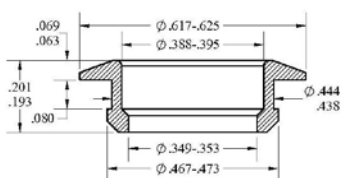
# CLoc® SK4000 Series PlusFlush Grommets

Standard Grommets (For Panels up to .073  
TSO-C148



## SK-N2 Series

	Steel	Stainless
Cam- Loc®	4002-N2	4002-N2S
Lisi	1142901-1	1142903-1



## SK-N Series

	Steel	Stainless
Cam- Loc®	4002-N	4002-NS
Lisi	1142005-(x)	1142012-(x)

## Engineering Data for Flush Series CLoc® Grommets (Chart 2)

Grommet#	'L'	Type	Material	Panel Depth Range		Minimum Total Thickness*	
				R4G	R4T	SK214-16	SK215
				Snap Ring	Snap Ring	SK244-16 Rec	SK245* Rec
SK-N2	.184/4.68mm	Standard	Steel	Up to .025	Up to .011	Skybolt® CLoc® components have no minimum restriction	
SK-N	.197/5.00	Standard	Steel	Up to .079	Up to .063	Skybolt® CLoc® components have no minimum restriction	

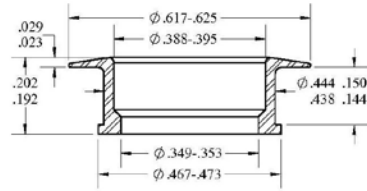
Grommet#	'L'	Type	Material	Panel Depth Range		Minimum Total Thickness*	
				R4G	R4T	SK214-16	SK215
				Snap Ring	Snap Ring	SK244-16 Rec	SK245* Rec
SK-N2S	.184/4.68mm	Standard	Stainless	Up to .025	Up to .011	Skybolt® CLoc® components have no minimum restriction	
SK-NS	.197/5.00	Standard	Stainless	Up to .079	Up to .063	Skybolt® CLoc® components have no minimum restriction	

\*Minimum thickness applies to CamLoc® Receptacles when grommet length is too long for panels

# CLoc® SK4000 Series PlusFlush Grommets

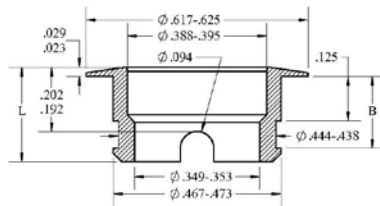
Standard Grommets (For Panels up to .103) | Extended Grommets (For Panels up to .546)

TSO-C148



### SK-O Series

	Steel	Stainless
Cam-Loc®	4002-O	4002-OS
Lisi	1142901-3	1142903-3



### SK-O Extended Length Series

	Steel	Stainless
Cam-Loc®	40G16-(x)	40G16-(x)S
Lisi	1142906-1	1142907-1

Skybolt® N and O Series Grommets do not require dimpled or countersunk holes. These grommets, however, are almost flush (Plus Flush) so that drag considerations are minor. Traditional snap ring grommets are restricted in depth by the clearances required to insert the studs through the grommet. The SK-O Extended Depth Grommets utilize a milled slot in the grommet skirt to allow any stud to be easily inserted or removed while extending the grip range of the grommet. This is especially useful for thicker panels up through 1/2". The SK-O Extended Depth Grommet eliminates the requirement to back-counterbore holes in order to install R4G Retainers. This Grommet is the perfect substitution for expensive Flare Retained Grommets

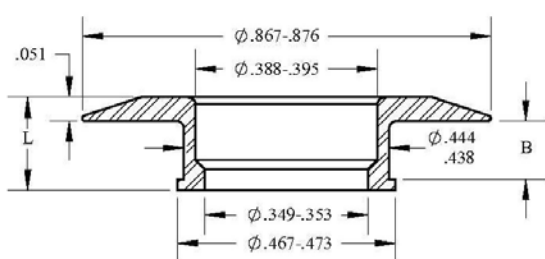
## Engineering Data for Flush Series CLoc® Grommets (Chart 3)

Grommet#	'B'	'L'	Type	Material	Panel Depth Range		Minimum Total Thickness*	
					R4G	R4T	SK214-16	SK215
					Snap Ring	Snap Ring	SK244-16 Rec	SK245* Rec
SK-O	.144	.202	Standard	Steel	Up to .103	Up to .084	Skybolt® CLoc® components have no minimum restriction	
SK-OG1-8	.144	.202	Non-Floating	Steel	Up to .103	Up to .084		
SK-O18	.188	.265	Ext Length	Steel	Up to .147	Up to .128		
SK-316	.277	.352	Ext Length	Steel	Up to .236	Up to .217		
SK-O14	.325	.428	Ext Length	Steel	Up to .284	Up to .265		
SK-O12	.587	.680	Ext Length	Steel	Up to .546	Up to .527		

Grommet#	'B'	'L'	Type	Material	Panel Depth Range		Minimum Total Thickness*	
					R4G	R4T	SK214-16	SK215
					Snap Ring	Snap Ring	SK244-16 Rec	SK245* Rec
SK-OS	.144	.202	Standard	Stainless	Up to .103	Up to .084	Skybolt® CLoc® components have no minimum restriction	
SK-OSG1-8	.144	.202	Non-Floating	Stainless	Up to .103	Up to .084		
SK-O18S	.233	.265	Ext Length	Stainless	Up to .192	Up to .173		
SK-316S	.277	.352	Ext Length	Stainless	Up to .236	Up to .217		
SK-O14S	.325	.428	Ext Length	Stainless	Up to .284	Up to .265		
SK-O12S	.587	.680	Ext Length	Stainless	Up to .546	Up to .527		

# CLoc® SK4000 Series Large Area Grommets

For panels from .065 to .546

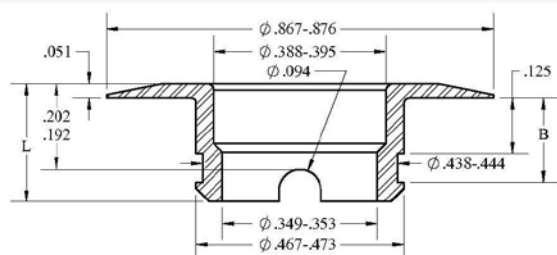


SO-C148



### SK-N3 Series

	Steel	Stainless
Cam-Loc®	4002-N3	4002-N3-A
Lisi	1142931	1142927



### SK-N3 Extended Length Series ZG-LA Extended Length Series

	Steel	Stainless
Cam-Loc®	4002-P4-(x)	4002-P4-(x)A
Lisi	1142914-(x)	1142926-(x)

Wide area grommets are used in panels under high tensile loads and any application where tensile loads need to be expanded over a larger area. N-Series Grommets have a .875 width. ZG-LA grommets have a .750 width.

## Engineering Data for CLoc® Grommets Plus Flush (Chart 4)

Steel Grommet#	'B'	'L'	'W'	Type	Material	Panel Depth Range		Minimum Total Thickness*	
						R4G	R4T	SK214-16	SK215
						Snap Ring	Snap Ring	SK244-16 Rec	SK245* Rec
SK-N3	.120	.201	.875	Standard	Steel	Up to .079	Up to .060	Skybolt® CLoc® components have no minimum restriction	
SK-N318	.188	.265	.875	Ext Length	Steel	Up to .147	Up to .128		
SK-N316	.277	.352	.875	Ext Length	Steel	Up to .236	Up to .217		
SK-N314	.325	.428	.875	Ext Length	Steel	Up to .284	Up to .265		
SK-N312	.587	.680	.875	Ext Length	Steel	Up to .546	Up to .527		

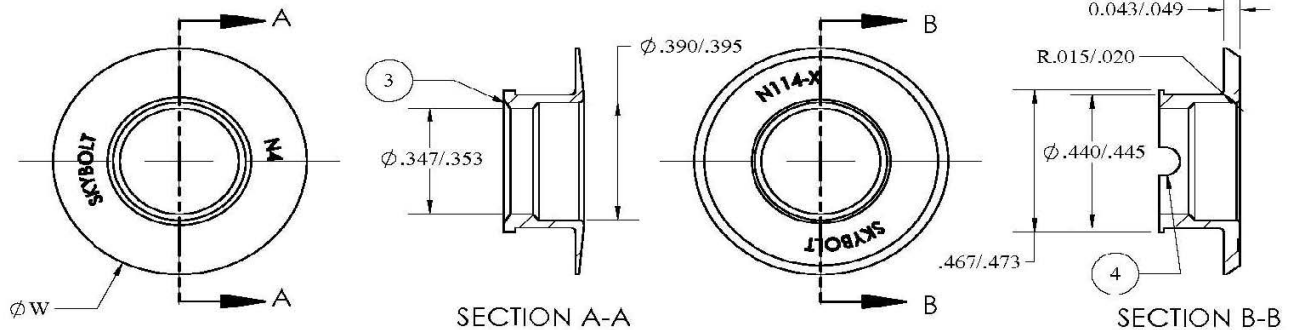
Stainless Grommet#	'B'	'L'	'W'	Type	Material	Panel Depth Range		Minimum Total Thickness*	
						R4G	R4T	SK214-16	SK215
						Snap Ring	Snap Ring	SK244-16 Rec	SK245* Rec
SK-N3S	.120	.201	.875	Standard	Stainless	Up to .079	Up to .060	Skybolt® CLoc® components have no minimum restriction	
SK-N318S	.188	.265	.875	Ext Length	Stainless	Up to .147	Up to .128		
SK-N316S	.277	.352	.875	Ext Length	Stainless	Up to .236	Up to .217		
SK-N314S	.325	.428	.875	Ext Length	Stainless	Up to .284	Up to .265		
SK-N312S	.587	.680	.875	Ext Length	Stainless	Up to .546	Up to .527		

Skytanium® Grommet#	'B'	'L'	'W'	Type	Material	Panel Depth Range		Minimum Total Thickness*	
						R4G	R4T	SK214-16	SK215
						Snap Ring	Snap Ring	SK244-16 Rec	SK245* Rec
ZG-094LA	.120	.201	.750	Standard	Skytanium®	Up to .079	Up to .060	Skybolt® CLoc® components have no minimum restriction	
ZG-125LA	.188	.265	.750	Ext Length	Skytanium®	Up to .147	Up to .128		
ZG-187LA	.277	.352	.750	Ext Length	Skytanium®	Up to .236	Up to .217		
ZG-250LA	.325	.428	.750	Ext Length	Skytanium®	Up to .284	Up to .265		

\*Minimum thickness applies to CamLoc® receipt: Ext Length.

# CLoc® SKN4 and SK-N114 Series Grommets

Wide Flange (.750) Grommets (For Panel Thickness up to .163)\*  
TSO-C148



**SKN4 Series  
(TaperHead)**

**SK-N114 Series  
(FlatHead)**

Replace AirLoc®II

The Skybolt® SKN4 and SK-114 Grommets are the perfect balance between traditional grommet head size and the large area SK-N3 grommets. Ideal for “workhorse” aircraft panels. Common to Ag Aircraft.

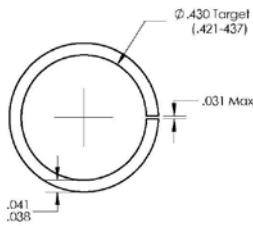
Notes: \*When used with SK-R4GS retainers Grip is less with SK-R4TS Retainers. Charted Grip ranges are conservative.

## Engineering Data for CLoc® Grommets Plus Flush (Chart 5)

SKN4 Series Taper Face Grommet#	'B min"	'L'	Type	Material	Weight lb/g	Panel Depth Range		Minimum Total Thickness(1)		
						R4G	R4T	SK214-16	SK215	
						Snap Ring	Snap Ring	SK244-16 Rec	SK245* Rec	
SKN4-2	.114	.201	Taper Plus Flush	Steel/Cad	.60	Up to .073	Up to .054	Skybolt® CLoc® components have no minimum restriction		
SKN4-3	.137	.201	Taper Plus Flush	Steel/Cad	.60	Up to .096	Up to .077			
SKN4-4	.174	.239	Taper Plus Flush	Steel/Cad	.70	Up to .133	Up to .114			
SKN4-5	.204	.269	Taper Plus Flush	Steel/Cad	.80	Up to .163	Up to .144			
SKN4-2G	.114	.201	Taper Plus Flush	Steel/Primer	.70	Up to .073	Up to .054			
SKN4-3G	.137	.201	Taper Plus Flush	Steel/Primer	.70	Up to .096	Up to .077			
SKN4-4G	.174	.239	Taper Plus Flush	Steel/Primer	.80	Up to .133	Up to .114			
SKN4-5G	.204	.269	Taper Plus Flush	Steel/Primer	.90	Up to .163	Up to .144			
SKN4-2S	.114	.201	Taper Plus Flush	Stainless	.60	Up to .073	Up to .054			
SKN4-3S	.137	.201	Taper Plus Flush	Stainless	.60	Up to .096	Up to .077			
SKN4-4S	.174	.239	Taper Plus Flush	Stainless	.70	Up to .133	Up to .114			
SKN4-5S	.204	.269	Taper Plus Flush	Stainless	.80	Up to .163	Up to .144			
SK-N114 Flat Face Grommet#	'B min'	'L'	Type	Material	Weight lb/g	Panel Depth Range			Minimum Total Thickness(1)	
R4G						R4T	SK214-16		SK215	
Snap Ring						Snap Ring	SK244-16 Rec		SK245* Rec	
SK-N114-2	.114	.201	Flat Hd Plus Flush	Steel/Cad	.60	Up to .073	Up to .054	Skybolt® CLoc® components have no minimum restriction		
SK-N114-3	.137	.201	Flat Hd Plus Flush	Steel/Cad	.60	Up to .096	Up to .077			
SK-N114-4	.174	.239	Flat Hd Plus Flush	Steel/Cad	.70	Up to .133	Up to .114			
SK-N114-2S	.114	.201	Flat Hd Plus Flush	Stainless	.60	Up to .073	Up to .054			
SK-N114-3S	.137	.201	Flat Hd Plus Flush	Stainless	.70	Up to .096	Up to .077			
SK-N114-4S	.174	.239	Flat Hd Plus Flush	Stainless	.70	Up to .133	Up to .114			

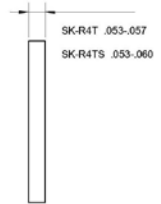
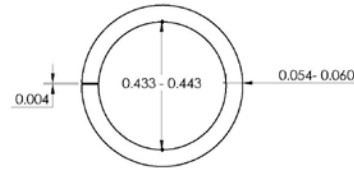
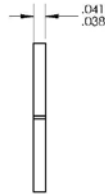
\*Less panel thickness allows grommet to jam against inside of receptacle when fastener is locked. SK245-4 REV B and subsequent have no restrictions.

# CLoc® 4000 Series Grommet Retainers



**SK-R4G Steel**  
**SK-R4GS Stainless**

Replaces R4G, 40G26-1, or 1142905



**SK-R4T Steel**  
**SK-R4TS Stainless**

Replaces R4T or 1142913

Note: Industry standard R4T parts have an ID tolerance of .428 - .458.

Install with SK-T26

## Oversize or Worn Holes?

Simple solution to big problems. Simply insert over grommet skirt, install standard retainer, the hole is filled and the fastener assembly remains captive.



**SK-R560 Series**

Grommet Backing Washer  
Use with standard grommets and retainer

Part#	Min Hole Dia	Max Hole Dia
SK-R560	.530	.600

Grip subtract .085 from charted grip for given grommet



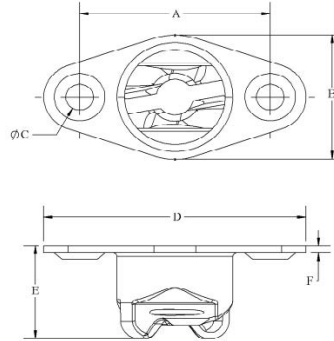
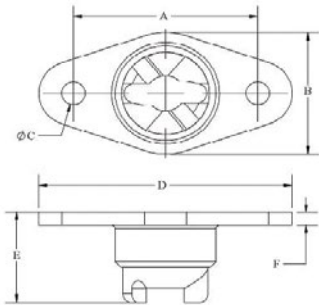
**SKN45 SET**

Grommet Backing Washer

Part#	Grip Range	Min Hole Dia	Max Hole Dia
SKN4-2S SET	up to .030	.472	.625
SKN4-3S SET	up to .062	.472	.625
SKN4-4S SET	up to .103	.472	.625

# CLoc® SK4000 Non-Adjusting Receptacles

NASM5591 Performance Rated (unless noted) TSO-C148 Approved



**SK214 Steel/Stainless** -165  
-165D

**SK40R17 Stainless LightWeight**

Part #	A dec/mm	B dec/mm	C frac/mm	D dec/mm	E dec/mm	F dec/mm	Weight Lb/Grams
SK214-16	1.000/25.400	0.715/18.161	1/8/3.251	1.375/34.925	0.520/3.251	0.063/3.251	.0110lb/5.1g
SK214-16D	1.000/25.400	0.715/18.161	1/8/3.251	1.375/34.925	0.520/3.251	0.063/3.251	.0105lb/4.9g
SK214-16N	1.000/25.400	0.608/15.443	1/8/3.251	1.375/34.925	0.520/3.251	0.063/3.251	.0110lb/5.0g
SK214-16ND	1.000/25.400	0.608/15.443	1/8/3.251	1.375/34.925	0.520/3.251	0.063/3.251	.0105lb/4.8g
SK214-16A(1)*	1.000/25.400	0.715/18.161	1/8/3.251	1.375/34.925	0.520/3.251	0.073/3.251	.0060lb/2.8g
SK214-16S	1.000/25.400	0.715/18.161	1/8/3.251	1.375/34.925	0.490/3.251	0.063/3.251	.0160lb/7.2g
SK214-16SD	1.000/25.400	0.715/18.161	1/8 Csk/3.251 Csk	1.375/34.925	0.490/3.251	0.063/3.251	.0165lb/7.5g
SK214-16SENC	1.000/25.400	0.715/18.161	1/8/3.251	1.375/34.925	0.700/17.780	0.063/3.251	.0255lb/6.48g
SK40R17-1	1.000/25.400	0.695/17.653	1/8/3.251	1.375/34.925	0.520/3.251	0.045/3.251	.0130lb/5.9g
SK40R17-2	1.000/25.400	0.695/17.653	1/8 Dimp/3.251 Dimp	1.375/34.925	0.520/3.251	0.045/3.251	.0130lb/5.9g

(1)\* SK214-16A meets NASM5591 Tensile/Shear, cycle limited to 3500.

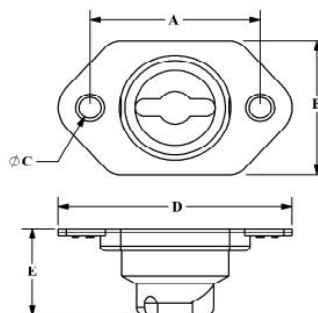
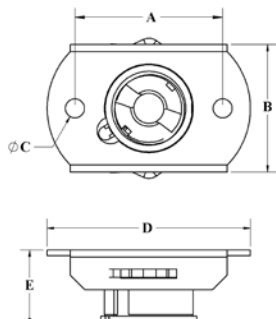
Part #	CamLoc® Part#	LIST Part#	Material	Finish
SK214-16	214-16	1142700	Zamac 5 Metal Casting(2)	CAD QQ-P-416
SK214-16D	214-16D	1142701	Zamac 5 Metal Casting	CAD QQ-P-416
SK214-16N	214-16N	1142723	Zamac 5 Metal Casting	CAD QQ-P-416
SK214-16ND	214-16ND	1142724	Zamac 5 Metal Casting	CAD QQ-P-416
SK214-16A(1)*	None	None	Alum6061	None
SK214-16S	214-16S	1142710	Stainless	Passivated
SK214-16SD	214-16SD	1142711	Stainless/Countersunk	Passivated
SK214-16SENC	40R12-1S		Stainless	Passivated
SK40R17-1	40R17-1	1142714(1)	Stainless	Electropolish
SK40R17-2	40R17-2	1142715(1)	Stainless	Electropolish

(1)\* SK214-16A meets NASM5591 Tensile/Shear, cycle limited to 3500.

(2)\* Advanced metal casting - lighter (40%) and stronger than industry standard parts

# CLoc® SK4000 Non-Adjusting Receptacles

NASM5591 Performance Rated (unless noted) TSO-C148 Approved



## SK244-161 Floating Series (Retainer Cage)

## SK244-16 Floating Series 2-Piece Cage

### SK244-161 Floating Series (Retainer Cage)

Part #	A dec/mm	B dec/mm	C frac/mm	D dec/mm	E dec/mm	Weight Lb/Grams
SK244A161S	1.000/25.400	0.865/21.971	1/8/3.251	1.375/34.925	0.560/14.224	.0235lb/10.659g
SK244A161A	1.000/25.400	0.865/21.971	1/8/3.251	1.375/34.925	0.560/14.224	.0115lb/5.216g
SK244C161C	1.000/25.400	0.865/21.971	1/8/3.251	1.375/34.925	0.560/14.224	.0235lb/10.659g

### SK244-16 Floating Series

Part #	A dec/mm	B dec/mm	C frac/mm	D dec/mm	E dec/mm	Weight Lb/Grams
SK244C16C	1.000/25.400	0.865/21.971	1/8/3.251	1.375/34.925	0.560/14.224	.0190lb/6.62g
SK244C16CD	1.000/25.400	0.865/21.971	1/8/3.251	1.375/34.925	0.560/14.224	.0190lb/6.62g
SK244-16	1.000/25.400	0.865/21.971	1/8/3.251	1.375/34.925	0.560/14.224	.0190lb/6.62g
SK244-16D	1.000/25.400	0.865/21.971	1/8/3.251	1.375/34.925	0.560/14.224	.0190lb/6.62g

Maximum NASM25027 Push-Out Rating for platenuts is 125 lbs. SK244-161 tested to 130 lbs push-out.

### SK244-161 Floating Series (Retainer Cage)

Part #	Revised Part#	CamLoc® Part#	Lisi Part#	Material	Finish
SK244A161S	SK244-16	None	None	Steel	Aluminum
SK244A161A	SK244-16A	None	None	Aluminum	Aluminum
SK244C161C	None	None	None	Stainless	Stainless

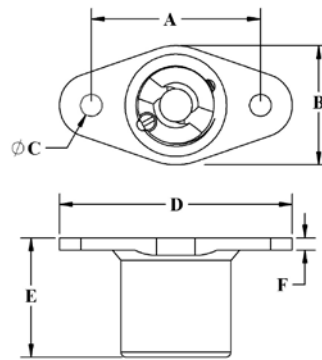
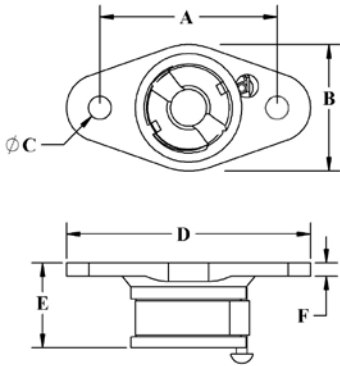
### SK244-16 Floating Series (2-Piece Cage)

Part #	Revised Part#	CamLoc® Part#	Lisi Part#	Material	Finish
SK244C16C	None	244-16S	1142717	Stainless	Stainless
SK244C16CD	None	244-16SD	None	Stainless	Stainless
SK244-16	None	244-16	1142706	Steel	Yellow Zinc
SK244-16D	None	244-16D	1142701	Steel	Yellow Zinc

CAMLOC®(R) is a registered trademark of Howmet Aerospace Inc. or its subsidiaries. Skybolt(R) is not affiliated with Howmet Aerospace or its subsidiaries.

# CLoc® SK4000 Adjustable Non-Floating Series

Dash 4 and Dash 7 Series Adjustable Receptacles TSO-C148



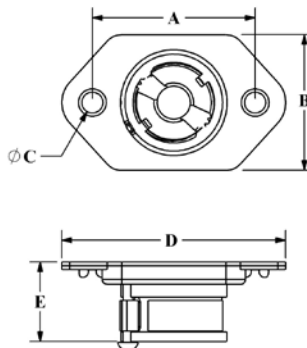

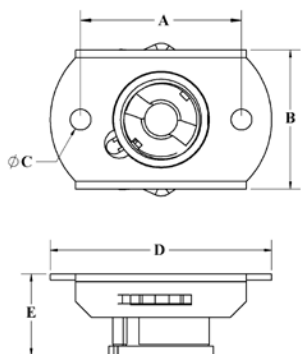
**SK215-4 Series  
Non-Floating  
(External Locking)**

**SK215-7ENC Series  
Non-Floating  
Encapsulated  
(Internal Locking)**

Part #	Barrel/Insert Material	A dec/mm	B dec/mm	C frac/mm	D dec/mm	E dec/mm	F dec/mm	Weight Lb/Grams
<b>SK215-4</b>	6061/7075	1.000	0.865	1/8	1.375	.470	.073	.012
Rivet - Straight Holes		25.400	21.971	3.251	34.925	11.938	1.854	5.44
<b>SK215-4D</b>	6061/7075	1.000	0.865	1/8	1.375	.470	.073	.012
Rivet - Csk Holes		25.400	21.971	3.251	34.925	11.938	1.854	5.44
<b>SK215-4S</b>	303/303	1.000	0.865	1/8	1.375	.470	.063	.026
Rivet - Straight Holes		25.400	21.971	3.251	34.925	11.938	1.600	11.79
<b>SK215-4SD</b>	303/303	1.000	0.865	1/8	1.375	.470	.063	.026
Rivet - Csk Holes		25.400	21.971	3.251	34.925	11.938	1.600	11.79
<b>SK215-435</b>	6061/7075	1.000	0.865	1/8	1.375	.470	.170	.0145
#4-40 Tapped Holes-Thick Base		25.400	21.971	3.251	34.925	11.938	4.318	6.58
<b>SK215-435D</b>	6061/7075	1.000	0.865	1/8	1.375	.470	.170	.0145
#4-40 Tapped Holes-Csk-Thick base		25.400	21.971	3.251	34.925	11.938	4.318	6.58
<b>SK215-7ENC</b>	6061/7075	1.000	0.865	1/8	1.375	.690	.073	.0165
Rivet-Encapsulated-Straight		25.400	21.971	3.251	34.925	17.526	1.854	7.48
<b>SK215-7ENC D</b>	6061/7075	1.000	0.865	1/8	1.375	.690	.073	.0165
Rivet-Encapsulated-Csk		25.400	21.971	3.251	34.925	17.526	1.854	7.48

# CLoc® SK4000 Adjustable Floating Series

## Dash 4 and Dash 7 Series Adjustable Receptacles TSO-C148



### SK245A 161 Series Floating (External Locking)

(Can be installed without removing assembly)

### SK245-16 Series\* Floating (External Locking)

Insert depth easily adjusts in .015 increments. One fastener (stud) length covers a total thickness range of .300 or 10 dash#s (part#s) eliminating expensive inventory. Unlimited adjustment, even without removing the panel (Dash 5). Great for Pre-Load applications. New SK245-161 Series Receptacles have 18% weight advantages over any similar design.

### Adjustable – Floating – Retainer Cage Receptacle

Part #	Revised Part#	Insert Material	Cage Material	A dec/mm	B dec/mm	C frac/mm	D dec/mm	E dec/mm	Weight Lb/Grams
SK245A161A	SK245-4	6061/7075	6061	1.000	.865	1/8	1.375	.510	.0160
				25.400	21.971	3.251	34.925	12.954	7.26
SK245C161C	SK245-4C	303/303	302	1.000	.865	1/8	1.375	.510	.040
				25.400	21.971	3.251	34.925	12.954	18.14


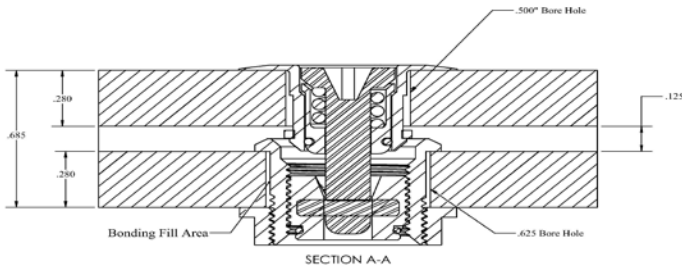
### Adjustable – Floating – Standard 2-Piece Cage Receptacle

Part #	Revised Part#	Insert Material	Cage Material	A dec/mm	B dec/mm	C frac/mm	D dec/mm	E dec/mm	Weight Lb/Grams
SK245-16		12L14/12L14	ASTM A109	1.000	.840	1/8	1.375	.495	.0320
				25.400	21.336	3.251	34.925	12.573	14.51
SK245-16D		12L14/12L14	ASTM A109	1.000	.840	1/8	1.375	.495	.0320
				25.400	21.336	3.251	34.925	12.573	14.51
SK245C16C		303/303	305	1.000	.840	1/8	1.375	.495	.0320
				25.400	21.336	3.251	34.925	12.573	14.51
SK245C16CD		303/303	305	1.000	.840	1/8	1.375	.495	.0320
				25.400	21.336	3.251	34.925	12.573	14.51

# SK422 & SK247 Series

## SK422 Series Honeycomb Panel Receptacle

Adjustable Receptacle - All stainless  
Locking Pin accessible from face of receptacle  
Variable Panel Thicknesses  
Simple installation with backing nut

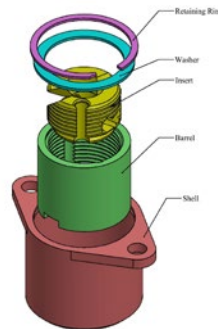
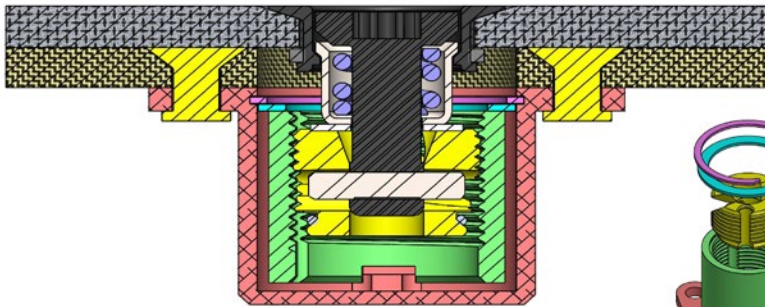


### SK422-280 Shown

Part#	Support Panel Thickness	Head Protrusion	Tail Protrusion
SK422-180	.120-.220	0.063	.190 - .250
SK422-280	.220-.320	0.063	.190 - .250
SK422-380	.320-.420	0.063	.190 - .250

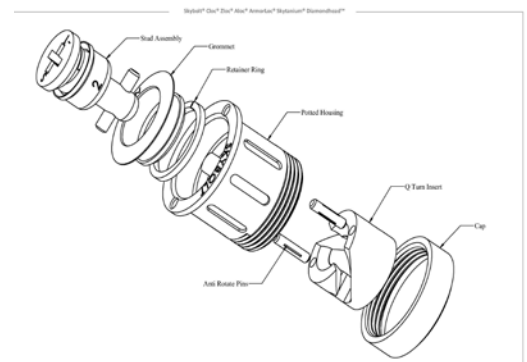
## SK247-51ADJ 4000 Series Floating Receptacle - Encapsulated

Adjustable Receptacle - Floating  
Locking Pin accessible from face of receptacle



## SK1835 Potted Fastener

For Honeycomb Panels  
4000 Series CLoc® - Floating  
NAS1835-4 Flange Size

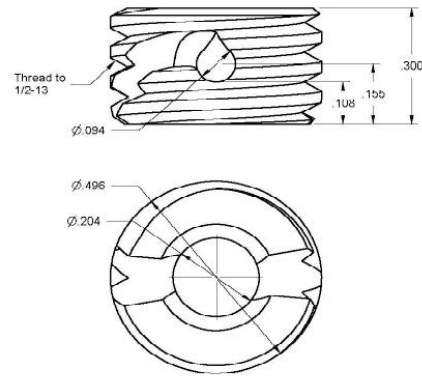


# CLoc® 4000 Series Rivetless Receptacles

## New - CLoc® Rivetless Easy Install Receptacles

### SK410 Series - Adjustable Depth Easy to Install rivetless Locking Receptacle

- SK410-28S Stainless 1/2-13 Thread For wood, composites
- SK410-29A Aluminum 1/2-20 Thread For non-ferrous metals
- SK410-29S Stainless 1/2-20 Thread For metals
- SK410-32S Stainless 1/2-32 Thread For SK4000-35032 Nutserts



'G' Outer Panel Thickness				Inner Support Panel Thickness (1)		Dash Number for SK4002 & SK40S5 Series
inches		mm		inches	mm	STUD DASH#
Min	Max	Min	Max	Min	Min	
.010	.310	0.25	7.87	0.660	16.76	-2
.040	.340	1.02	8.64	0.630	16.00	-3
.070	.370	1.78	9.40	0.600	15.24	-4
.100	.400	2.54	10.16	0.570	14.48	-5
.130	.430	3.30	10.92	0.540	13.72	-6
.160	.460	4.06	11.68	0.510	12.95	-7
.190	.490	4.83	12.45	0.480	12.19	-8
.220	.520	5.59	13.21	0.450	11.43	-9
.250	.550	6.35	13.97	0.420	10.67	-10
.280	.580	7.11	14.73	0.390	9.91	-11
.310	.610	7.87	15.49	0.360	9.14	-12
.340	.640	8.64	16.26	0.330	8.38	-13
.370	.670	9.40	17.02	0.320	8.13	-14
.400	.700	10.16	17.78	0.320	8.13	-15
.430	.730	10.92	18.54	0.320	8.13	-16
.460	.760	11.68	19.30	0.320	8.13	-17
.490	.790	12.45	20.07	0.320	8.13	-18
.520	.820	13.21	20.83	0.320	8.13	-19
.550	.850	13.97	21.59	0.320	8.13	-20
.580	.880	14.73	22.35	0.320	8.13	-21
.610	.910	15.49	23.11	0.320	8.13	-22
.640	.940	16.26	23.88	0.320	8.13	-23

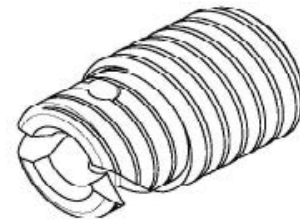
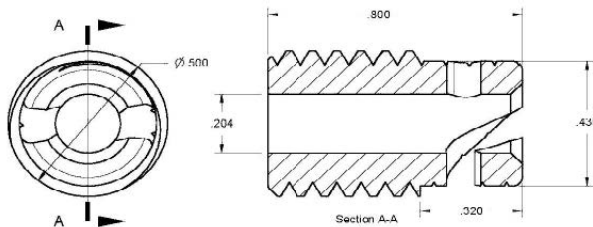
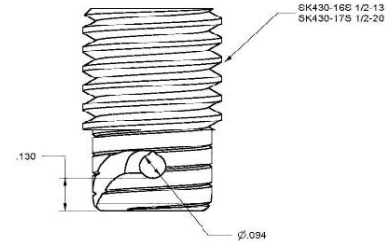
Note (1) Minimum Support Panel thickness is a value that assumes the outer panel thickness is the 'Min G' stated to the left. For every outer panel thickness value greater than the 'Min G', subtract that additional thickness from Inner Support Panel 'Min' value. Example: SK40S5-2 Stud - Outer Panel 'G' thickness is .032. (.032 - .010 = .022). Inner Support Panel 'Min' thickness is (.660 - .022 = .638). The support panel (normally) cannot be any thinner than the length of the receptacle or .320 as noted.

# CLoc® 4000 Series Rivetless Receptacles

## New - CLoc® Rivetless Easy Install Receptacles

### SK430 Series - Adjustable Depth - Extended Nose Easy to Install rivetless Locking Receptacle

- SK430-16S Stainless 1/2-13 Thread For wood, composites
- SK430-17S Stainless 1/2-20 Thread For non-ferrous metals
- SK430-32S Stainless 1/2-32 Thread For SK4000-35032 Nutsert



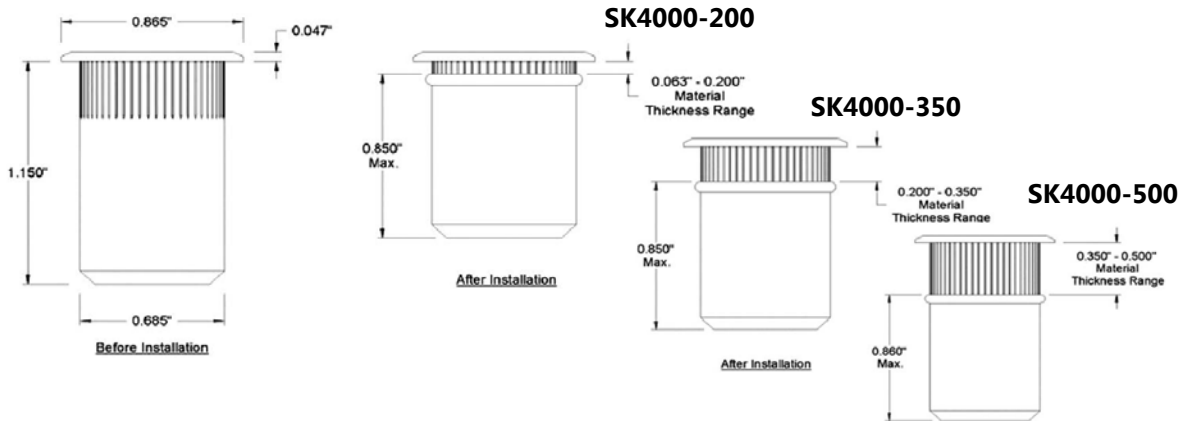
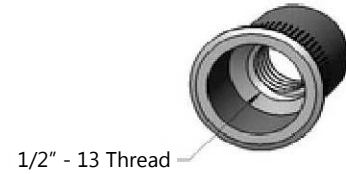
	Maximum Outer Panel Thickness							
	Chart 1- Receptacle is flush with Inner Panel Face				Chart 2 - Receptacle is fully extended from Inner Panel Face (add .335* to "flush" numbers)			
	Decimal	Decimal	mm	mm	Decimal	Decimal	mm	mm
All	min	max	min	max	min	max	min	max
SK4000 Series								
-2S	.350	.360	8.890	9.144	.665	0.695	16.891	17.653
-3S	.360	.390	9.144	9.906	.695	0.725	17.653	18.415
-4S	.390	.420	9.906	10.668	.725	0.755	18.415	19.177
-5S	.420	.450	10.668	11.430	.755	0.785	19.177	19.939
-6S	.450	.480	11.430	12.192	.785	0.815	19.939	20.701
-7S	.480	.510	12.192	12.954	.815	0.845	20.701	21.463
-8S	.510	.540	12.954	13.716	.845	0.875	21.463	22.225
-9S	.540	.570	13.716	14.478	.875	0.905	22.225	22.987
-10S	.570	.600	14.478	15.240	.905	0.935	22.987	23.749
-11S	.600	.630	15.240	16.002	.935	0.965	23.749	24.511
-12S	.630	.660	16.002	16.764	.965	0.995	24.511	25.273
-13S	.660	.690	16.764	17.526	.995	1.025	25.273	26.035
-14S	.690	.720	17.526	18.288	1.025	1.055	26.035	26.797
-15S	.720	.750	18.288	19.050	1.055	1.085	26.797	27.559
-16S	.750	.780	19.050	19.812	1.085	1.115	27.559	28.321
-17S	.780	.810	19.812	20.574	1.115	1.145	28.321	29.083
-18S	.810	.840	20.574	21.336	1.145	1.175	29.083	29.845
-19S	.840	.870	21.336	22.098	1.175	1.205	29.845	30.607
-20S	.870	.900	22.098	22.860	1.205	1.235	30.607	31.369
-21S	.900	.930	22.860	23.622	1.235	1.265	31.369	32.131
-22S	.930	.960	23.622	24.384	1.265	1.295	32.131	32.893
-23S	.960	.990	24.384	25.146	1.295	1.325	32.893	33.655
-24S	.990	1.020	25.146	25.908	1.325	1.355	33.655	34.417
-25S	1.020	1.050	25.908	26.670	1.355	1.385	34.417	35.179

If you revert to Chart 2, using a longer stud than charted positions the SK430 receptacle back towards flush.

# CLoc® 4000 Series Nutserts

## SK4000-200, -350, -500 Nutserts

- Excellent for any Blind or Non-Blind Mounting Application
- Ideal Industrial Applications
- Use thread locking compound to secure insert
- Use SK410-28S or SK430-16S Inserts - Patent Pending



Part #	Thread	Material	Hole Size	Grip	Dia	Length	Flange Dia	Flange Thickness	L (Protrusion) Installed (max)
<b>SK4000-200</b>	1/2-13	Steel-Yellow Zinc	11/16	.063-.200	.685	1.150	.865	.047	.850
<b>SK4000-350</b>	1/2-13	Steel-Yellow Zinc	11/16	.200-.350	.685	1.300	.865	.047	.850
<b>SK4000-35032</b>	1/2-32	Steel-Yellow Zinc	11/16	.200-.350	.685	1.300	.865	.047	.850
<b>SK4000-500</b>	1/2-13	Steel-Yellow Zinc	11/16	.350-.500	.685	1.450	.865	.047	.860

### SK4000-NST Nutsert Installation Tool

Use 271 Red Loctite® to lock threads when properly adjusted. Warning: Thread lockers set up in approximately 5 minutes. Adjust insert so that the standard stud (SK4002/40S5) head is no lower than flush with the grommet. For SK4002-FW Folding Wings, allow a minimum of .150 distance from the head surface to the grommet surface or use a .055 shim between the head and the grommet. If insert is set too deep with the stud locked, you will not be able to unlock the stud after 5 minutes.

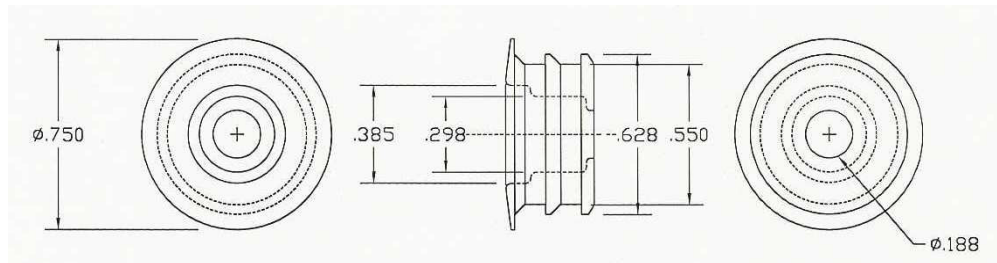
Standard	Folding Wing	Grip-Decimal	Grip-MM
SK4002/40S5	SK4002-FW	Min-Max	Min-Max
-2	-3	.080-.300	2.03-7.62
-3	-4	.110-.330	2.79-8.38
-4	-5	.140-.360	3.56-9.14
-5	-6	.170-.390	4.32-9.91
-6	-7	.200-.420	5.08-10.67
-7	-8	.230-.450	5.84-11.43
-8	-9	.260-.480	6.60-12.19
-9	-10	.290-.510	7.37-12.95
-10	-11	.320-.540	8.13-13.72
-11	-12	.350-.570	8.89-14.48
-12	-13	.380-.600	9.65-15.24

Standard	Folding Wing	Grip-Decimal	Grip-MM
SK4002/40S5	SK4002-FW	Min-Max	Min-Max
-2	-3	.200-.600	5.08-15.24
-3	-4	.410-.630	10.41-16.00
-4	-5	.440-.660	11.18-16.76
-5	-6	.470-.690	11.94-17.53
-6	-7	.500-.720	12.70-18.29
-7	-8	.530-.750	13.46-19.05
-8	-9	.560-.780	14.22-19.81
-9	-10	.590-.810	14.99-20.57
-10	-11	.620-.840	15.75-21.34
-11	-12	.650-.870	16.51-22.10
-12	-13	.680-.900	17.27-22.86

# CLoc® 4003 Series Studs

2 - Piece Series (Stud/Grommet - Locking Receptacle)  
Stud/Grommet Assembly is bonded into Outer Panel

SK4003 Series



SK4003G1S Grommet - does not use separate cup like the SK4002/40S5 Series.




SK4003 (Stud/Grommet Assembly) used with SK430 Series receptacle

## CLoc® Drill Jigs



**Production Drill Jigs with Flex Handle.**  
SK2DJ – 2000 Receptacles (.750)  
SK4DJ – 4000 Receptacles (1.00)



Template-213

Template-215

Template-245

The first step to install CLoc® Fasteners (once fastener hole position is established with a 1/8" pilot hole in outer and inner panel, as if you were installing a POP rivet), is to drill the locking receptacle mounting holes (rivet holes) and center relief holes. Skybolt® offers simple drill templates to drill receptacle rivet holes. For CLoc® 2000 Series, use Template-213 or SK2DG. Use a Unibit-1 to drill receptacle relief hole (13/32) and fastener hole (11/32) in the outer panel. For CLoc® 4000 Series, use Template-215 or SK4DG. You must use the Template-245 to drill the receptacle center relief hole (cleko from the back). Use a Unibit-3 or-4 to drill this large hole (9/16-11/16). If you attempt to drill this hole without the Template-245, the drill will "walk" and you will have an un-centered hole. For the outer panel grommet hole (4000 Series), the Unibit-1 (15/32 step) will easily expand the hole without "walking"

Note: The offset hole shown in Template-213 and -215 is to drill an optional access hole to adjust SK213-2 and SK215/SK245-4 Adjustable receptacles that use an external locking clip. It is important to note that these photos show the proper "front" face of the template (turn it over and the holes will not function with the receptacle. Use caution when drilling so that the holes are oriented properly).



**Unibits-1 and  
Unibit-3 or -4**



**SK4CS – Includes Microstop Cage  
SK-2018 Portable Clamp Tool**  
See sample page



## CLoc® Installation Tools



### SK4P3 Pliers

Compress 4000 Series cup to insert stud through grommet



### SK-T26 Combination Tool

(T-26 and T-98 Tools Combined)

Installs 2000 Series “2600-LWS” Retainers – or- 4000 Series SK-R4GS Grommet Retainers. Note: (a) the SK-R4G Retainer is punched towards the large end of the taper tool prior to pressing it into position with the handle. (b) this tool only works with stud not installed into the grommet (install the retainers onto the grommets 1st; then install the studs with SK-4P3 Pliers.



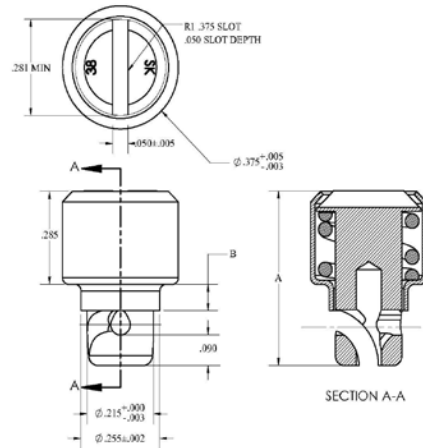
### SK26022 Receptacle Adjustment Tool

SK26022 Driver Tool is a quality screwdriver used to lock and unlock the internal locking pin for all Skybolt® Dash 7 Adjustable Receptacles and SK2003-51ADJ Adjustable Platemarks.

# Skybolt® ZLoc® Stainless Avionics 35 Series

Skybolt® manufactures fasteners to the same dimensions and performance as OEM parts

The PFSC35 is a staple in commercial and military avionics panels  
Skybolt® manufactures and stocks all listed part numbers



Skybolt® Stainless Passivated	Skybolt® Stainless Black Oxide	Skybolt® Stainless Airbus Blue	Skybolt® Stainless Boeing Brown	Total Length A	Skirt Length B	Grip	
						Min	Max
SK35C37	SK35C37B1	SK35C37B1B2	SK35C37B1B3	0.525	0.070	0.050	0.059
SK35C38	SK35C38B1	SK35C38B1B2	SK35C38B1B3	0.535	0.080	0.060	0.069
SK35C39	SK35C39B1	SK35C39B1B2	SK35C39B1B3	0.545	0.090	0.070	0.079
SK35C40	SK35C40B1	SK35C40B1B2	SK35C40B1B3	0.565	0.100	0.080	0.089
SK35C41	SK35C41B1	SK35C41B1B2	SK35C41B1B3	0.575	0.110	0.090	0.099
SK35C42	SK35C42B1	SK35C42B1B2	SK35C42B1B3	0.585	0.120	0.100	0.109
SK35C43	SK35C43B1	SK35C43B1B2	SK35C43B1B3	0.595	0.130	0.110	0.119
SK35C44	SK35C44B1	SK35C44B1B2	SK35C44B1B3	0.605	0.140	0.120	0.129



# ZLoc® Stainless Series Fasteners

Skybolt® manufactures studs and buttons similar to existing designs. Dzus® is a registered trademark of the Dzus® Fastener Co. Skybolt® has no affiliation with Dzus® Fasteners.



Design Selection Procedure:

1. From the information in the following table, consider a Stud type.
2. Select type of retainer (grommet or GP type retainer).
3. From charts, select Stud and S Spring combination for the application.

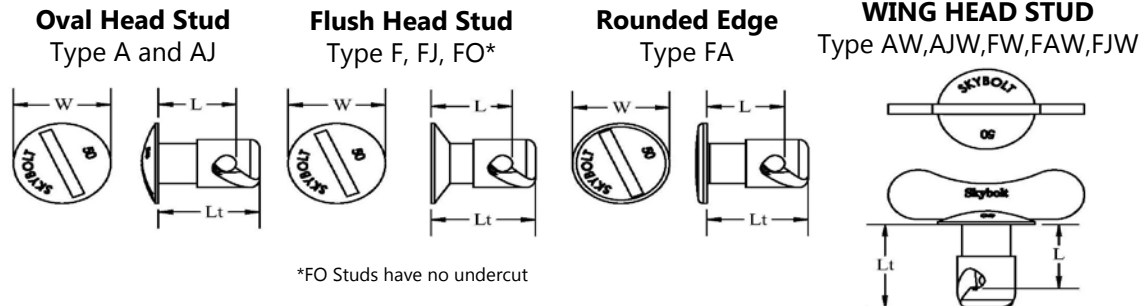
Fastener Size	-3	-4	-5	-6	-7
Locked Service Tension (LBS)	20	30	45	55	65
Max. Tension W/O Distortion (LBS)	45	60	85	110	125
Rated Shear (LBS)	100	150	200	300	350
Wear Life (Uses)	5M	5M	25M	40M	40M

Max. sheet separation at 150% of locked service tension = 3/64"

## STUD MATERIAL

- Hardened Carbon Steel - Cadmium Plated per QQ-P-416, Type II, Class 2
- 300 Series Stainless (Skybolt® Stainless ZLoc® Series Fasteners are TSO-C148)

Note: Skybolt® manufactures and stocks stainless ZLoc® Series studs



Note: AJ, FJ, AJW, and FJW studs have a long undercut and are a direct replacement for A and F studs. FA studs (common to WWII aircraft) available in 303 Stainless.

## STUD RETAINERS

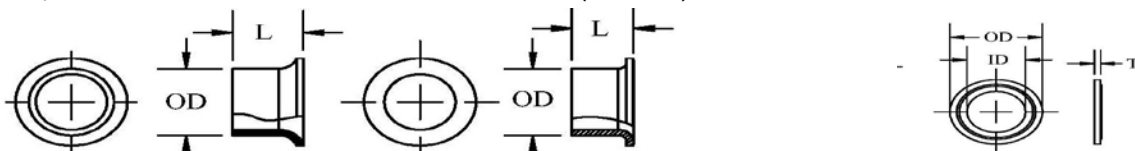
Type GA and GF Grommets are aluminum

Type GP Retainer is Nylon

**Type GA** - Full Grommet  
For use with all Studs  
except Flush Head

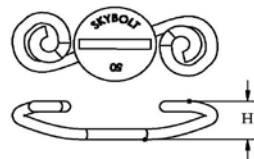
**Type GF** - Full Grommet  
For use with Flush  
Head Studs (FJ Studs)

**Type GP** - Half Grommet  
For use with all Studs



**RECEPTACLE - S SPRING** - Cadmium plated music wire

**Type SA Spring**



# ZLoc® Fastener Charts

## Studs

Typical Stud Size	Lt	L	Head Size W	Drill Outer Panel A max	Drill Support Panel B*	Rivet Spacing G	Rivet Size
3-25	0.325	0.250	5/16	7/32	3/8	5/8	3/32
3-30	0.375	0.300					
4-30	0.400	0.300	7/16	5/16	3/4	3/4	3/32
4-35	0.450	0.350					
4-40	0.500	0.400					
5-35	0.475	0.350	9/16	3/8	5/8	1"	1/8
5-40	0.525	0.400					
5-45	0.575	0.450					
5-50	0.625	0.500					
5-55	0.675	0.550					
6-40	0.550	0.400	5/8	7/16	1	1-3/8	1/8
6-45	0.600	0.450					
6-50	0.650	0.500					
6-55	0.700	0.550					
6.5-40	0.570	0.400	11/16	1/2	1	1-3/8	1/8
6.5-45	0.620	0.450					
6.5-50	0.670	0.500					
6.5-55	0.720	0.550					
7-40	0.575	0.400	3/4	17/32	1-1/16	1-7/16	1/8
7-50	0.675	0.500					
7-60	0.775	0.600					

Note: B\* is oversize to allow relief for grommet/retainer or dimpled panels.

## Grommets

Stud Size	Panel (P) Thickness	Type GA	Type GF	OD	T*	GP Plastic Retainer Type		
						GP	OD	T
3	.015-.025	GA3-175	NA	7/32	0.015	GP3B	5/16	.035
	.026-.050	GA3-200	NA					
	.051-.094	GA3-250	NA					
4	.015-.025	GA4-225	GF4-125	5/16	0.025	GP4B	7/16	.035
	.026-.050	GA4-250	GF4-150					
	.051-.075	GA4-275	GF4-175					
	.076-.100	GA4-300	GF4-200					
5	.031-.062	GA5-312	GF5-175	3/8	0.028	GP5B	9/16	.035
	.063-.094	GA5-350	GF5-225					
	.095-.125	GA5-375	GF5-250					
6	.040-.065	GA6-350	GF6-218	7/16	0.028	GP6B	5/8	.045
	.066-.100	GA6-375	GF6-250					
	.101-.135	GA6-425	GF6-300					
6.5	Max .062	GA6.5-375 GA6.5-500	GF6.5-218	1/2	0.035	GP6B	5/8	.045
	.063-.093		GF6.5-250					
	.094-.200							
7	.050-.095	GA7-375	GF7-250	17/32	0.040	NA		
	.096-.156	GA7-475	GF7-325					
	.157-.218	GA7-525	GF7-400					



## S SPRING RECEPTACLES

Stud Size	Part#
Size 3	S3-150
	S3-175
Size 4	S4-200
	S4-225
Size 5	S5A-200
	S5A-225
	S5A-250
	S5A-275
	S5A-300
Size 6 & 6.5	S6A-225
	S6A-250
	S6A-275
	S6A-300
	S6A-400
Size 7	S6A-425
	S7A-225
	S7A-250
	S7A-275
Size 7	S7A-300

# ZLoc® Fastener Charts

## Total Thickness Charts

Choose correct chart for Stud Size. Enter Total Thickness column and select Stud/Spring combination

Size 3 Stud SK3 Spring			Size 4 Stud, SK4 Spring			Size 5 Stud, SK5 Spring			Size 6 & 7 Stud, SK6 & 7 Spring		
Total Thickness	Stud Dim L	Use Spring Dim H	Total Thickness	Stud Dim L	Use Spring Dim H	Total Thickness	Stud Dim L	Use Spring Dim H	Total Thickness	Stud Dim L	Use Spring Dim H
.045-.069	-20	-175	.100-.124	-30	-225	.055-.079	-30	-275	.140-.164	-40	-300
.070-.094	-20	-150	.125-.149	-30	-200	.080-.104	-30	-250	.165-.189	-40	-275
.095-.119	-25	-175	.150-.174	-35	-225	.105-.129	-30	-225	.190-.214	-40	-250
.120-.144	-25	-150	.175-.199	-35	-200	.130-.154	-30	-200	.215-.239	-40	-225
.145-.169	-30	-175	.200-.224	-40	-225	.155-.179	-40	-275	.240-.264	-50	-300
.170-.194	-30	-150	.225-.249	-40	-200	.180-.204	-40	-250	.265-.289	-50	-275
Determine Total Thickness by adding: 1. Outside Panel Thickness (P) 2. Inside (Support) Panel Thickness (Q) 3. Grommet Thickness (T) if GA or GF grommet used. 4. Allow for gasket material or paint build-up. Allow for panel face misalignment.						.205-.229	-40	-225	.290-.314	-50	-250
						.230-.254	-40	-200	.315-.339	-50	-225
						.255-.279	-50	-275	.340-.364	-60	-300

## Principal Design Options

One usually thinks of two components as part of the ZLoc® Fastener, the Stud and Spring Receptacle. In the case of the EHF Ejector Series Stud, it is retained in the panel, when unlocked by the flange being fastened to the outside panel. Standard ZLoc® Studs, typically use a Stud retainer to prevent them from falling from the panel when unlocked.

### Some helpful hints for using ZLoc® Fasteners:

- 1) Thicker panels require shorter Springs for a given stud. Likewise, thinner panels require a taller Spring for a given Stud.
- 2) When locked, the Stud slot or wing always aligns with the Spring mounting holes. Therefore, whatever angle you mount the Spring Receptacle, the Stud will align with it when locked.
- 3) SKEHF5 Studs should only use S5A or #5 Springs. SKEHF6 Studs can use either S5A or S6A Springs.
- 4) TOTAL THICKNESS is the summation of both the outside and inside panels plus allowances for gaskets, grommets, interference or panels that do not lay flat together. Panel facing can add greatly to charted values.
- 5) If springs are mounted to Weld Tabs or Plates, the Tab serves as the Inside Panel and adds .100 to Total Thickness
- 6) If locking torque is too tight or too loose, bend the spring with Skybolt® Tool SK-7302. See below.
- 7) The Part number of a ZLoc® stud is the L Dimension measured from the head (beneath the head for Oval Head, on the top of the head for Flat Head) to the far end of the slot where the spring rests when locked. SKF65-50 is .50 from the flat of the head to the end of the slot saddle.
- 8) The Part number of the Spring is the height of the Spring. SK6-375 is .375 high.

# ALoc® Series Fasteners

## AirLoc® Replacement TSO-C148

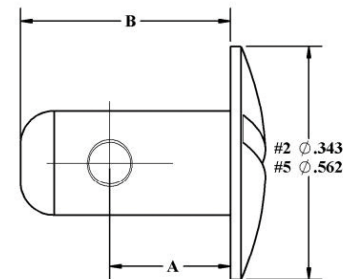
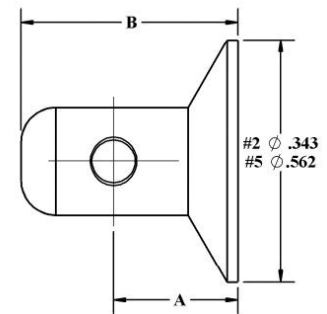
ALoc® Fasteners are common on Beechcraft® airplanes and latches on many cowlings. The design consists of a simple stud with a pin pressed in the shank. The pin must be installed after the stud is installed and removed prior to removing the stud. Some panel applications for #2, #5, and #7 studs may use a wear grommet. Unlike a ZLoc® Fastener, this grommet probably does not require replacement when replacing studs. ALoc® Fasteners are made in various stud blank lengths and this length is indicated by the 1st Dash#. Each length can have up to 10 2nd Dash#, or grip sizes. The 2nd Dash# indicates the maximum grip range in .010 increments. Note that the ALoc® design has the least grip range of all 1/4 turn fasteners. Skybolt® primarily stocks certain sizes in Stainless Steel for replacement purposes only. See Conversion Kits for STCd ALoc® to CLoc® (CamLoc® style) conversions.

### ALoc® Studs

Series	Flush Steel Hd#	Round Steel Hd#	Head Dia	Pin#	CLoc® Conversion
1	294426	294422	1/4	294424	
2	98264	98293	11/32	SK99785-2	2000 Series
5	98265	98292	9/16	SK99836	4000 Series
7	98266	98291	11/16	99799	



AirLoc® Steel Part#	Skybolt® ALoc® Stainless Part#	Type	Grip	'A'	Length
98264-2-090	SK112060-1-090	#2 Flush	.081-.090	.230	.359
98293-1-060	SK98293-1-060SS	#2 Round	.051-.060	.200	.359
98265-1-070	SK294186-1-070	#5 Flush	.061-.070	.257	.500
98265-1-080	SK294186-1-080	#5 Flush	.071-.080	.267	.500
98265-1-100	SK294186-1-100	#5 Flush	.091-.100	.287	.500
98265-2-180	SK294186-2-180	#5 Flush	.171-.180	.367	.609
98265-2-190	SK294186-2-190	#5 Flush	.181-.190	.377	.609
98265-2-200	SK294186-2-200	#5 Flush	.191-.200	.387	.609
98265-2-210	SK294186-2-210	#5 Flush	.201-.210	.397	.609
98265-2-230	SK294186-2-230	#5 Flush	.220-.230	.417	.609
98265-2-240	SK294186-2-240	#5 Flush	.231-.240	.427	.609
98265-2-250	SK294186-2-250	#5 Flush	.241-.250	.437	.609
98292-1-080	SK294290-1-080	#5 Round	.071-.080	.267	.500
98292-1-090	SK294290-1-090	#5 Round	.081-.090	.277	.500
98292-2-170	SK294290-2-170	#5 Round	.161-.170	.357	.609
98292-2-250	294290-2-250	#5 Round	.241-.250	.437	.609



See [www.skybolt.com](http://www.skybolt.com) for complete list.

### ALoc® Grommets

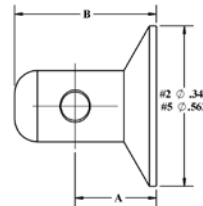
Series	Panel Thickness	Flush Hd#	Round Hd#
1	None		
2	Up to .040	295846-1	
	.041-.080	295846-2	98013
5	.040-.121	295250-1	295902
	.122-.201	295250-2	99874-1
7	Up to .040	295900-1	99874-2
	.041-.121	295900-2	295899-1
			295899-2

### ALoc® Receptacles

Series	Solid, Plain Receptacle	Csk	Plain Floating Rec	Csk	Rivet	Rivet Space
1	294420-P067	294420-C067			1/16	1/2
	294420-P098				3/32	1/2
2	99871-P098	98871-C098		99967-C098	3/32	3/4
5	99833-P098	99833-C098	99947-P098	99947-C098	3/32	1.0
	99833-P130	99833-C130	99947-P130	99947-C130	1/8	1.0
7	99797-P098	99797-C098			3/32	1-3/8
	99797-P130	99948-P130	99948-P130	99948-C130	1/8	1-3/8

## #2 ALoc® Stud Identification

Attempting to determine the proper dash number for an AirLoc® fastener can be very frustrating when layers of paint completely obstruct the head stamping. Take for instance, King Air Nose panels; The Beech IPC will call out certain sizes for each panel. But the IPC does not call out the location. And the IPC can be wrong. Therefore, you must be able to determine the stud dash number for each location on a panel *before removing the old studs*. Skybolt® has developed this chart to determine the stud dash number by measuring the stud installed in the panel. Measured 'C'



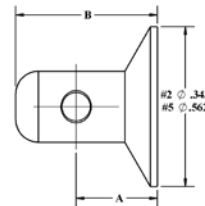
### Measuring #2 ALoc® (AirLoc®) Studs (Installed in panel)

Charted C Dim	Measured C Dim (1)	Steel Basic#	Stainless Basic#	Blank Size	Dash#	Charted A Dim	Charted B Dim	Pin Dia
0.211	0.221	98264	SK112060	-1	.040	0.180	0.359	0.063
0.221	0.231	98264	SK112060	-1	.050	0.190	0.359	0.063
0.231	0.241	98264	SK112060	-1	.060	0.200	0.359	0.063
0.241	0.251	98264	SK112060	-1	.070	0.210	0.359	0.063
0.251	0.261	98264	SK112060	-1	.080	0.220	0.359	0.063
0.261	0.271	98264	SK112060	-1	.090	0.230	0.359	0.063
0.271	0.281	98264	SK112060	-1	.100	0.240	0.359	0.063
0.281	0.291	98264	SK112060	-2	.110	0.250	0.516	0.063
0.291	0.301	98264	SK112060	-2	.120	0.260	0.516	0.063
0.301	0.311	98264	SK112060	-2	.130	0.270	0.516	0.063
0.311	0.321	98264	SK112060	-2	.140	0.280	0.516	0.063
0.321	0.331	98264	SK112060	-2	.150	0.290	0.516	0.063
0.331	0.341	98264	SK112060	-2	.160	0.300	0.516	0.063
0.341	0.351	98264	SK112060	-2	.170	0.310	0.516	0.063
0.351	0.361	98264	SK112060	-2	.180	0.320	0.516	0.063
0.361	0.371	98264	SK112060	-2	.190	0.330	0.516	0.063
0.371	0.381	98264	SK112060	-2	.200	0.340	0.516	0.063
0.381	0.391	98264	SK112060	-2	.210	0.350	0.516	0.063
0.391	0.401	98264	SK112060	-2	.220	0.360	0.516	0.063
0.401	0.411	98264	SK112060	-2	.230	0.370	0.516	0.063
0.411	0.421	98264	SK112060	-2	.240	0.380	0.516	0.063
0.421	0.431	98264	SK112060	-2	.250	0.390	0.516	0.063
0.431	0.441	98264	SK112060	-3	.260	0.400	0.656	0.063
0.441	0.451	98264	SK112060	-3	.270	0.410	0.656	0.063
0.451	0.461	98264	SK112060	-3	.280	0.420	0.656	0.063
0.461	0.471	98264	SK112060	-3	.290	0.430	0.656	0.063
0.471	0.481	98264	SK112060	-3	.300	0.440	0.656	0.063

Note (1) - Measured 'C' Dim assumes .010 paint on head of stud. AirLoc® stud lengths (dash #'s) vary by only .010 - very difficult to measure. Measure both sides of pin for accuracy. From Measured 'C' Dim (average), read to the right to determine complete part number. Example: 'C' measures .259 and .263; the stainless part number is SK112060-1-80. See "INSTRUCTIONS" at [www.skybolt.com](http://www.skybolt.com).

## #5 ALoc® Stud Identification

Attempting to determine the proper dash number for an AirLoc® fastener can be very frustrating when layers of paint completely obstruct the head stamping. Take for instance, King Air Nose panels; The Beech IPC will call out certain sizes for each panel. But the IPC does not call out the location. And the IPC can be wrong. Therefore, you must be able to determine the stud dash number for each location on a panel *before removing the old studs*. Skybolt® has developed this chart to determine the stud dash number by measuring the stud installed in the panel. Measured 'C'



### Measuring #5 ALoc® (AirLoc®) Studs (Installed in panel)

Charted C Dim	Measured C Dim (1)	Steel Basic#	Stainless Basic#	Blank Size	Dash#	Charted A Dim	Charted B Dim	Pin Dia
0.276	0.286	98265	SK294186	-1	.040	0.227	0.500	0.097
0.286	0.296	98265	SK294186	-1	.050	0.237	0.500	0.097
0.296	0.306	98265	SK294186	-1	.060	0.247	0.500	0.097
0.306	0.316	98265	SK294186	-1	.070	0.257	0.500	0.097
0.316	0.326	98265	SK294186	-1	.080	0.267	0.500	0.097
0.326	0.336	98265	SK294186	-1	.090	0.277	0.500	0.097
0.336	0.346	98265	SK294186	-1	.100	0.287	0.500	0.097
0.346	0.356	98265	SK294186	-1	.110	0.297	0.500	0.097
0.356	0.366	98265	SK294186	-1	.120	0.307	0.500	0.097
0.366	0.376	98265	SK294186	-1	.130	0.317	0.500	0.097
0.376	0.386	98265	SK294186	-1	.140	0.327	0.500	0.097
0.386	0.396	98265	SK294186	-1	.150	0.337	0.500	0.097
0.396	0.406	98265	SK294186	-2	.160	0.347	0.609	0.097
0.406	0.416	98265	SK294186	-2	.170	0.357	0.609	0.097
0.416	0.426	98265	SK294186	-2	.180	0.367	0.609	0.097
0.426	0.436	98265	SK294186	-2	.190	0.377	0.609	0.097
0.436	0.446	98265	SK294186	-2	.200	0.387	0.609	0.097
0.446	0.456	98265	SK294186	-2	.210	0.397	0.609	0.097
0.456	0.466	98265	SK294186	-2	.220	0.407	0.609	0.097
0.466	0.476	98265	SK294186	-2	.230	0.417	0.609	0.097
0.476	0.486	98265	SK294186	-2	.240	0.427	0.609	0.097
0.486	0.496	98265	SK294186	-2	.250	0.437	0.609	0.097
0.496	0.506	98265	SK294186	-3	.260	0.447	0.719	0.097
0.506	0.516	98265	SK294186	-3	.270	0.457	0.719	0.097
0.516	0.526	98265	SK294186	-3	.280	0.467	0.719	0.097
0.526	0.536	98265	SK294186	-3	.290	0.477	0.719	0.097
0.536	0.546	98265	SK294186	-3	.300	0.487	0.719	0.097

Note (1) - Measured 'C' Dim assumes .010 paint on head of stud. AirLoc® stud lengths (dash#s) vary by only .010 - very difficult to measure. Measure both sides of pin for accuracy. From Measured 'C' Dim (average), read to the right to determine complete part number. Example: 'C' measures .342 and .348; the stainless part number is SK294186-1-100.

See "INSTRUCTIONS" at [www.skybolt.com](http://www.skybolt.com)

# Dimpling and Staking Tools

Skybolt® has revolutionized panel dimpling and various fastener staking of grommets. Our tool system is designed to be used in a portable clamp tool and a production Arbor Press. All common dimple tools adapt into our system. All Skybolt® staking tools for ZLoc®, ALoc®, Dzus®, and AirLoc® grommets are designed into our system. Our tool adapters fit the new Skybolt® SK-2018 Portable Clamp Tool and most common 2-Ton Arbor Presses. All tooling is interchangeable between the portable clamp and the Arbor Press



For production, use Skybolt® tool dies with common 2-ton Arbor Presses.  
For installation video,  
see [www.skybolt.com/Instructions](http://www.skybolt.com/Instructions) -or- <https://youtu.be/2r0-D3k7UZs>



For portable field repair, use Skybolt® tool dies with the Skybolt® SK-2018 Clamp as shown here installing new ZLoc® studs/grommets on a Beech Bonanza.

**Skybolt® Tool   OEM Tool   Description**

<b>SK2018C*</b>		Clamp (less dies and 3/8 drive Ratchet Handle)		
SK2018-2AP		2-Ton Arbor Press		
<b>SK2018-A2*</b>		Press adapter for all Skybolt® die sets		
<b>SK2018-DA1*</b>		Dimple Adapter Set for all .187 shank die sets. For Clamp and Press		
<b>SK2018A3*</b>		ZLoc® and Dzus® #3 Oval	4 Tools	Installs grommet/stud assembly
<b>SK2018F3*</b>		ZLoc® and Dzus® #3 Flush	2 Tools	Installs grommet/stud assembly
<b>SK2018A4*</b>		ZLoc® and Dzus® #4 Oval	4 Tools	Installs grommet/stud assembly
<b>SK2018F4*</b>		ZLoc® and Dzus® #4 Flush	2 Tools	Installs grommet/stud assembly
<b>SK2018A5**</b>		ZLoc® and Dzus® #5 Oval	4 Tools	Installs grommet/stud assembly
<b>SK2018F5*</b>		ZLoc® and Dzus® #5 Flush	2 Tools	Installs grommet/stud assembly
<b>SK2018A6*</b>		ZLoc® and Dzus® #6 Oval	4 Tools	Installs grommet/stud assembly
<b>SK2018F6*</b>		ZLoc® and Dzus® #6 Flush	2 Tools	Installs grommet/stud assembly
<b>SK2018A65*</b>		ZLoc® and Dzus® #6.5 Oval	4 Tools	Installs grommet/stud assembly
<b>SK2018F65*</b>		ZLoc® and Dzus® #6.5 Flush	2 Tools	Installs grommet/stud assembly
SK2018A7		ZLoc® and Dzus® #7 Flush	4 Tools	Installs grommet/stud assembly
SK2018F7		ZLoc® and Dzus® #7 Flush	2 Tools	Installs grommet/stud assembly
SK2018-35	TP35AHT TTPT35A	Crimp ZLoc® 35/Dzus® PFSC35 Series avionics studs		
SK2018-26	2S200M/2S200F	CLoc®/CamLoc® Dimple tool for 2700/2800 Series Studs (Panels up to .072 - Drill .213 hole)		
SK2018-40	4G200M/4G200F	CLoc®/CamLoc® Dimple tool for G and H Grommets (Panels up to .086 - Drill .4687 hole)		
<b>SK29695*</b>	29693/29695	ALoc® and AirLoc® #2 Flush	2 Tools	
<b>SK29667*</b>	9529/29667	ALoc® and AirLoc® #5 Flush	2 Tools	
<b>SK29770*</b>	9529/29770	ALoc® and AirLoc® #5 Round	2 Tools	
SK2018 Set		Complete FBO Aircraft Tool Set - Includes all items in <b>BOLD*</b> . Does not include common .187 dimple dies.		



\*Note: SK2018A5 Tools with SK2018C Clamp specifically Designed to install #5 Oval Studs on Beech Bonanza cowling.

## ZLoc® Tools

### Skybolt® ZLoc® Spring Tools

Skybolt® created the tools to “adjust” ZLoc® and Dzus® springs to accommodate variable panel thickness. The Dzus® fastening system is unique in that both the stud and the spring receptacle are available in variable grip ranges. By “adjusting” the spring height, many options are available for the application. As panel thickness and alignment vary, sometimes widely, by adjusting a given spring height, we can use one stud length and one spring to accommodate a variety of total thicknesses or grips in a given panel. Adjusting spring height allows one to tighten or loosen locking tension to the ideal setting.



**SK-7302**



### SK-7301 – Compact Tool for Tight Places

Skybolt® developed this handy spring adjusting tool to effectively adjust spring depth. The SK7301 Tool eliminates the need for various length buttons (ZLoc® studs). Think about it. One stud size fits all hole applications! And, with properly adjusted springs, you eliminate troublesome fasteners that are either too tight or too loose. The Skybolt® SK7301 tool can adjust springs outward without removing the outside panel and will not bend or even mar the thinnest panel or the finest paint. To tighten springs, The SK7301 Tool is designed to pull against the spring legs, even with rivets in place. The SK7301 tool is designed for not only the chassis fabricator, it is designed for the car owner or aircraft owner as well. The SK7301 fits both #5 and #6 springs. It works great in compact areas.



### Skybolt® ZLoc® Dimple and Driver

#### SK-DT1 Panel Dimpling Tool

Dimple any .375 diameter hole 100 to 120 degrees. Use with Size 5, 6, or ZGF65 Series studs. Simply place dies on opposite sides of the panel, insert bolt-nut, and tighten to desired depth.

#### SK-DT2 Panel Dimpling Tool

Dimple panels for SK221 CLoc® Flush Receptacles.



#### SK-Driver

The best and most effective ZLoc® and Dzus® Driver on the market.



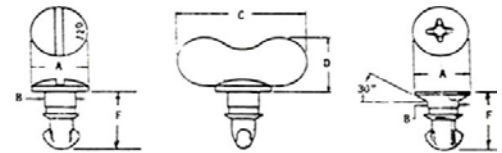
# Southco® 1/4 Turn Fasteners

Southco® Fasteners are very common to Cessna Airplanes.  
This product was previously known as a Lions Fastener.

Series	A	C	D
#82	.375	7/8	7/16
#85	.562	1-1/8	7/16

## #82 Oval Head Studs - Convert to CLoc® 2000 Series

Total Material Thickness	Slotted		Phillips		'F'
	Steel	Stainless Steel	Steel	Stainless Steel	
.070-.089	82-11-080-16	82-11-080-20	82-19-080-16	82-19-080-20	.375
.090-.109	82-11-100-16	82-11-100-20	82-19-100-16	82-19-100-20	.395
.110-.129	82-11-120-16	82-11-120-20	82-19-120-16	82-19-120-20	.415
.130-.149	82-11-140-16	82-11-140-20	82-19-140-16	82-19-140-20	.435
.150-.169	82-11-160-16	82-11-160-20	82-19-160-16	82-19-160-20	.455
.170-.189	82-11-180-16	82-11-180-20	82-19-180-16	82-19-180-20	.475
.190-.209	82-11-200-16	82-11-200-20	82-19-200-16	82-19-200-20	.495
.210-.229	82-11-220-16	82-11-220-20	82-19-220-16	82-19-220-20	.515
.230-.249	82-11-240-16	82-11-240-20	82-19-240-16	82-19-240-20	.535
.250-.269	82-11-260-16	82-11-260-20	82-19-260-16	82-19-260-20	.555
.270-.289	82-11-280-16	82-11-280-20	82-19-280-16	82-19-280-20	.575
.290-.309	82-11-300-16	82-11-300-20	82-19-300-16	82-19-300-20	.595



## #82 Wing Head Studs

Total Material Thickness	Steel	Stainless Steel	'F'
.070-.089	82-12-080-16	82-12-080-20	.375
.090-.109	82-12-100-16	82-12-100-20	.395
.110-.129	82-12-120-16	82-12-120-20	.415
.130-.149	82-12-140-16	82-12-140-20	.435
.150-.169	82-12-160-16	82-12-160-20	.455
.170-.189	82-12-180-16	82-12-180-20	.475
.190-.209	82-12-200-16	82-12-200-20	.495
.210-.229	82-12-220-16	82-12-220-20	.515
.230-.249	82-12-240-16	82-12-240-20	.535
.250-.269	82-12-260-16	82-12-260-20	.555
.270-.289	82-12-280-16	82-12-280-20	.575
.290-.309	82-12-300-16	82-12-300-20	.595

## #82 Flush Head Studs - Convert to CLoc® 2000 Series

Total Material Thickness	Slotted		Phillips		'F'
	Steel	Stainless Steel	Steel	Stainless Steel	
.070-.089	82-14-080-16	82-14-080-20	82-28-080-16	82-28-080-20	.375
.090-.109	82-14-100-16	82-14-100-20	82-28-100-16	82-28-100-20	.395
.110-.129	82-14-120-16	82-14-120-20	82-28-120-16	82-28-120-20	.415
.130-.149	82-14-140-16	82-14-140-20	82-28-140-16	82-28-140-20	.435
.150-.169	82-14-160-16	82-14-160-20	82-28-160-16	82-28-160-20	.455
.170-.189	82-14-180-16	82-14-180-20	82-28-180-16	82-28-180-20	.475
.190-.209	82-14-200-16	82-14-200-20	82-28-200-16	82-28-200-20	.495
.210-.229	82-14-220-16	82-14-220-20	82-28-220-16	82-28-220-20	.515
.230-.249	82-14-240-16	82-14-240-20	82-28-240-16	82-28-240-20	.535
.250-.269	82-14-260-16	82-14-260-20	82-28-260-16	82-28-260-20	.555
.270-.289	82-14-280-16	82-14-280-20	82-28-280-16	82-28-280-20	.575
.290-.309	82-14-300-16	82-14-300-20	82-28-300-16	82-28-300-20	.595

# Southco® 1/4 Turn Fasteners

## #85 Studs - Convert to CLoc® 4000 Series

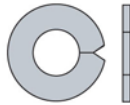
Total Material Thickness	Slotted		Phillips		'F'
	Steel	Stainless Steel	Steel	Stainless Steel	
.070-.089	85-11-080-16	85-11-080-20	85-14-080-16	85-14-080-20	.525
.090-.109	85-11-100-16	85-11-100-20	85-14-100-16	85-14-100-20	.545
.110-.129	85-11-120-16	85-11-120-20	85-14-120-16	85-14-120-20	.565
.130-.149	85-11-140-16	85-11-140-20	85-14-140-16	85-14-140-20	.585
.150-.169	85-11-160-16	85-11-160-20	85-14-160-16	85-14-160-20	.605
.170-.189	85-11-180-16	85-11-180-20	85-14-180-16	85-14-180-20	.625
.190-.209	85-11-200-16	85-11-200-20	85-14-200-16	85-14-200-20	.645
.210-.229	85-11-220-16	85-11-220-20	85-14-220-16	85-14-220-20	.665
.230-.249	85-11-240-16	85-11-240-20	85-14-240-16	85-14-240-20	.685
.250-.269	85-11-260-16	85-11-260-20	85-14-260-16	85-14-260-20	.705
.270-.289	85-11-280-16	85-11-280-20	85-14-280-16	85-14-280-20	.725
.290-.309	85-11-300-16	85-11-300-20	85-14-300-16	85-14-300-20	.745

## #85 Wing Head Studs

Total Material Thickness	Steel	Stainless Steel	'F'
.070-.089	85-12-080-16	85-12-080-20	.525
.090-.109	85-12-100-16	85-12-100-20	.545
.110-.129	85-12-120-16	85-12-120-20	.565
.130-.149	85-12-140-16	85-12-140-20	.585
.150-.169	85-12-160-16	85-12-160-20	.605
.170-.189	85-12-180-16	85-12-180-20	.625
.190-.209	85-12-200-16	85-12-200-20	.645
.210-.229	85-12-220-16	85-12-220-20	.665
.230-.249	85-12-240-16	85-12-240-20	.685
.250-.269	85-12-260-16	85-12-260-20	.705
.270-.289	85-12-280-16	85-12-280-20	.725
.290-.309	85-12-300-16	85-12-300-20	.745

## Retainers

Split Ring  
Stainless



Part#
82-32-101-20
85-34-101-20

Push-On  
Stainless



Part#
82-32-201-20
85-34-201-20

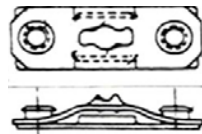
CupWasher  
Nylon



Part#	Alt Part#
82-46-101-39	NAS1515-H-4L
85-46-101-39	NAS1515-H-5L

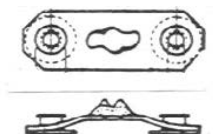
## Receptacles

#82 - 3/32 Rivets - .750 Spacing  
#85 - 1/8 Rivets - 1.0 Spacing



Leaf Spring with Base

Part#	Material
82-35-302-15	Steel
85-35-295-15	Steel
85-35-295-20	Stainless



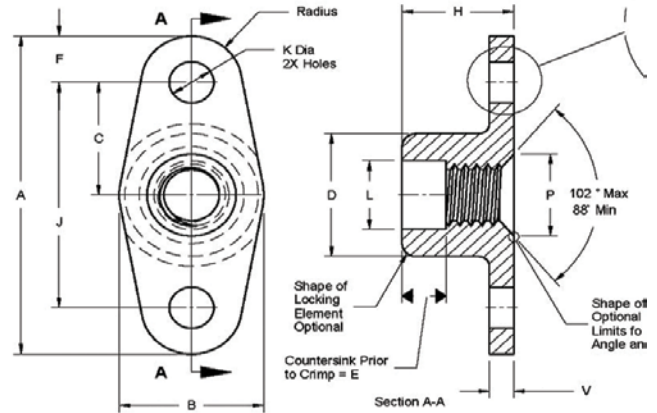
Leaf Spring with Base

Part#	Material
82-35-295-15	Steel
82-35-295-20	Stainless

# Skybolt® MS21078 Platenuts

## Nylon Insert Platenuts - 6061 Aluminum - Steel

- Lightweight - Equivalent to Allmetal-Crimp Nuts
- Will not gall screw threads like allmetal platenuts
- Adds structure to panel
- Precision machined



Part#	A	B	H	D	Rivet	J
MS21078-04	.970	.404	.215	.373	3/32	11/16
MS21078-06	.970	.404	.255	.373	3/32	11/16
MS21078-08	.970	.404	.285	.373	3/32	11/16
MS21078-3	.970	.404	.295	.373	3/32	11/16
MS21078-3-8	.970	.406	.295	.373	1/8	11/16
MS21078-324	.970	.406	.295	.373	1/8	11/16
MS21078-324-8	.970	.406	.295	.373	1/8	11/16
MS21078-420-8S	.970	.406	.295	.373	1/8	11/16
MS21078-420-8L	1.296	.516	.250	.465	1/8	1.000
MS21078-428-L	1.296	.516	.250	.465	1/8	1.000
MS21078-428-8S	.970	.406	.250	.465	3/32	11/16
MS21078-428-8L	1.296	.516	.250	.465	1/8	1.000

Example Part #s

MS21078-3 12L14 Steel ASTM A29, A108 - Yellow Zinc plate  
MS21078-3A 6061 T651 Aluminum ASTM B221-12 - No plating

MS21078	Marking	AN366	NAS1032		Lbs. Alum	Grams Alum
<b>MS21078-04</b>	4	NA	NAS1023N04	#440 3/32 Rivets 11/16 Spacing 750 Axial Load	.0035	1.587
<b>MS21078-06</b>	6	AN366-F632A	NAS1023N06	#632 3/32 Rivets 11/16 Spacing 1130 Axial Load	.0035	1.587
<b>MS21078-08</b>	2 or 8	AN366-F832A	NAS1023N08	#832 3/32 Rivets 11/16 Spacing 1720 Axial Load	.0035	1.587
<b>MS21078-3</b>	3	AN366-F1032A	NAS1023N3	#10-32 3/32 Rivets 11/16 Spacing 2460 Axial Load	.0035	1.587
<b>MS21078-3-8</b>	3	NA	NA	#10-32 1/8 Rivets 11/16 Spacing 2460 Axial Load	.0035	1.587
<b>MS21078-324</b>	34			#10-24 3/32 Rivets 11/16 Spacing 2460 Axial Load	.0035	1.587
<b>MS21078-324-8</b>	34			#10-24 1/8 Rivets 11/16 Spacing 2460 Axial Load	.0035	1.587
<b>MS21078-420-8S</b>	20	NA	NA	1/4-20 1/8 Rivets 11/16 Spacing(S) 4580 Axial Load	.0045	2.041
<b>MS21078-420-8L</b>	20			1/4-20 1/8 Rivets 1.00 Spacing(L) 4580 Axial Load	.0045	2.041
<b>MS21078-428-L</b>	28	AN366-F428A	NAS1023N4	1/4-28 3/32 Rivets 1.00 Spacing(L) 4580 Axial Load	.0055	2.041
<b>MS21078-428-8S</b>	28	NA	NA	1/4-28 1/8 Rivets 11/16 Spacing(S) 4580 Axial Load	.0055	2.041
<b>MS21078-428-8L</b>	28	NA	NA	1/4-28 1/8 Rivets 1.00 Spacing(L) 4580 Axial Load	.0055	2.041

## Skybolt® Armorloc® Fasteners

**Key Skybolt® Defense Conversions** – Skybolt® Engineering has developed several retro-fit quick acting fastening systems for several defense vehicles. Many times, one of the first criteria is that our design fits the existing holes and configuration with little to no modification of the vehicle. In each case, our designs met all criteria including armor grade fasteners (Armorloc®). Improved lead times and costs objectives were always met on schedule and on budget.

Skybolt®'s defense engineering department has deployed top of the line Fasteners for Air, Land, and Sea combat and rescue vehicles. Our parts have been designed to enhance:

- Stryker Fighting Vehicle
- Bradley Fighting Vehicle
- MQ1 and MQ9 UAVs for Air Force and Army
- Sikorsky Helicopters
- Coast Guard Cutter
- Joint Light Tactical Vehicle

Skybolt® works with all branches of the military to design and mass produce the strongest and most accessible quarter turn fasteners on the market.



## Skybolt® Commercial Fasteners

You will find Skybolt® designs on Commercial Vehicles, particularly LNG vehicles throughout Southern California and the entire United States. Our unique Folding Wing fastener is designed for applications, is adjustable, and utilizes a patent pending Nutsert. This makes an effective One-Size-Fits-All fastening system that is perfect for heavy commercial applications.

Let Skybolt® show your company that perfect design, tailored for your application.



# SKYBOLT

A E R O S P A C E F A S T E N E R S



## Skybolt® Racing Fasteners

*Skybolt® has served the Aerospace and Automotive Racing industries since 1982 through distribution and manufacturing of high quality, traceable, aerospace fasteners.*

*We specialize in ¼-Turn Panel and Cowling fasteners in steel, 303 stainless and our unique lightweight, high strength Skytanium® materials.*

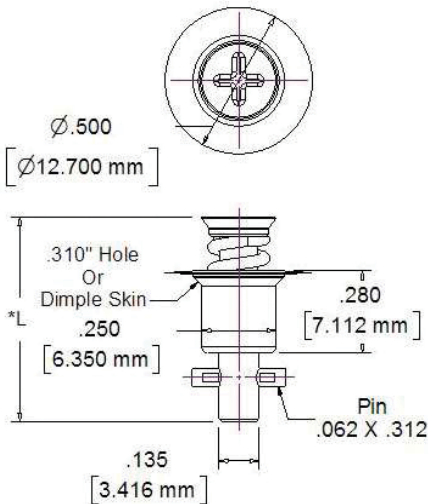
The unique Skybolt® Skytanium® Series Quick Release Fasteners target a 50% weight advantage with steel strength ratings. These engineering breakthroughs have become an industry standard, from Airbus to NASCAR, NASA to NHRA and IndyCar.

If it flies, races, or launches, it probably has a Skybolt® fastener on it. Skybolt® has set the “Rolex” standard for “Quick Release Fastener” manufacturing. A Skybolt® fastener has quality you can see with performance you can feel.

# CLoc® SK2800 Flush Head Series

## 3 - Piece Series (Stud/Retainer - Locking Receptacle) Most Commonly used NASCAR Fasteners

- TSO-C148 Approved. Designed to Exceed NASM5591 Table II Performance
- Tensile/Shear Loads of 200 LBS Working - 300 Lbs Plus Ultimate



ZG2800



SK28T3  
ZG28T3

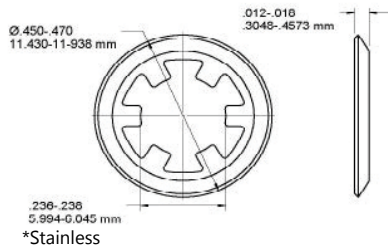
Note: 2800 Series Studs will not fit SK212-10 Series Receptacles. Use SK212-12 or SK213 Series Receptacle

SK212 Series Fixed Depth Receptacle Combined Panels				SK213-1* and -2 Series Adjustable Depth Combined Panels				Total Stud Length (L)		Flush Head 2800 Series Studs		
Decimal		Millimeter		Decimal		Millimeter		Decimal	Millimeter	Stainless Phillips	Skytanium® Phillips	Skytanium® #15 Torx (3)
Min	Max	Min	Max	Min	Max	Min	Max					
.010	.029	0.254	0.737	.020	.270	0.508	6.858	.610	15.494	SK28S3-1S	ZG28S3-1	ZG28T3-1
.030	.059	0.762	1.499	.020	.300	0.508	7.620	.640	16.256	SK28S3-2S	ZG28S3-2	ZG28T3-2
.060	.089	1.524	2.261	.050	.330	1.270	8.382	.670	17.018	SK28S3-3S	ZG28S3-3	ZG28T3-3
.090	.119	2.286	3.023	.080	.360	2.032	9.144	.700	17.780	SK28S3-4S	ZG28S3-4	ZG28T3-4
.120	.149	3.048	3.785	.110	.390	2.794	9.906	.730	18.542	SK28S3-5S	ZG28S3-5	ZG28T3-5
.150	.179	3.810	4.547	.140	.420	3.556	10.668	.760	19.304	SK28S3-6S	ZG28S3-6	ZG28T3-6
.180	.209	4.572	5.309	.170	.450	4.318	11.430	.790	20.066	SK28S3-7S	ZG28S3-7	ZG28T3-7
.210	.239	5.334	6.071	.200	.480	5.080	12.192	.820	20.828	SK28S3-8S	ZG28S3-8	ZG28T3-8
.240	.269	6.096	6.833	.230	.510	5.842	12.954	.850	21.590	SK28S3-9S	ZG28S3-9	ZG28T3-9
.270	.299	6.858	7.595	.260	.540	6.604	13.716	.880	22.352	SK28S3-10S	ZG28S3-10	ZG28T3-10
.300	.329	7.620	8.357	.290	.570	7.366	14.478	.910	23.114	SK28S3-11S	ZG28S3-11	ZG28T3-11
.330	.359	8.382	9.119	.320	.600	8.128	15.240	.940	23.876	SK28S3-12S	ZG28S3-12	ZG28T3-12
.360	.389	9.144	9.881	.350	.630	8.890	16.002	.970	24.638	SK28S3-13S	ZG28S3-13	ZG28T3-13
.390	.419	9.906	10.643	.380	.660	9.652	16.764	1.000	25.400	SK28S3-14S	ZG28S3-14	ZG28T3-14
.420	.449	10.668	11.405	.410	.690	10.414	17.526	1.030	26.162	SK28S3-15S	ZG28S3-15	ZG28T3-15
.450	.479	11.430	12.167	.440	.720	11.176	18.288	1.060	26.924	SK28S3-16S	ZG28S3-16	ZG28T3-16

\* For SK213-1 Series Receptacles - Add .120 to min thickness (shorter barrel) Note: CLoc®-CamLoc® grip charts are not identical for 2800 Series parts. Physical dimensions are identical. Note (2) ZG28S3 use stainless stud/Skytanium® cup. (3) Skytanium® stud/cup Note: See page 22 for plating options and part# suffix

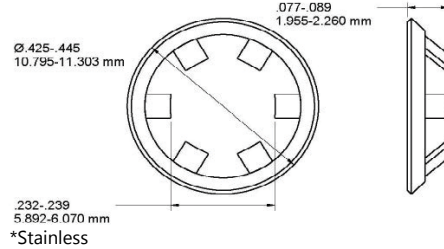
# Skybolt® CLoc® 2000 Series Retainers

3 - Piece Series (Stud/Retainer - Locking Receptacle)  
Most Commonly used NASCAR Fasteners



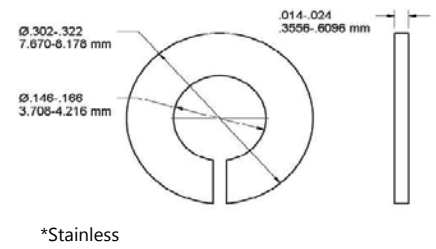
## SK2600-LWS

Solid Retaining Ring  
General Purpose



## SK2755-1S

Solid Retaining Ring  
for Dimpled Panels



## SK2600-SW

Split Ring Retainer

Designed as a general purpose retainer. Will not allow studs to retract when unlocked. Install with SK-T26 Tool.

Designed for SK2700 or SK2800 Flush Studs installed in a thin dimpled panel. Will not allow studs to retract when unlocked. Install with SK-T26 Tool

Designed for a curved panel application that require studs to retract when unlocked. They will not function with any 2700 or 2800 Series Studs with oversized drilled holes for the cup dimple. They will only work with .257 holes (after dimpling panel) or a countersunk panel with .257 hole.

Replaces 2600-LW or 1127700 (Steel)

Replaces 2755-1 or 1127301 (Steel)

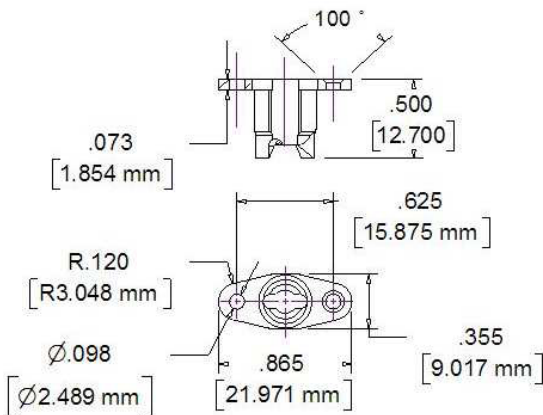
Replaces 2600-SW or 1127722 (Steel)

Install with SK-T26 Tool (see page 58). Only install after all studs have been fitted. Place retainer flat on the end of the stud cup; use slotted end of tool to push retainer until secure with the panel.

With pliers, bend open at the split; twist washer around stud crosspin; bend to close. See [www.skybolt.com](http://www.skybolt.com) for details.

# CLoc® 2000 Series Rivet Receptacles

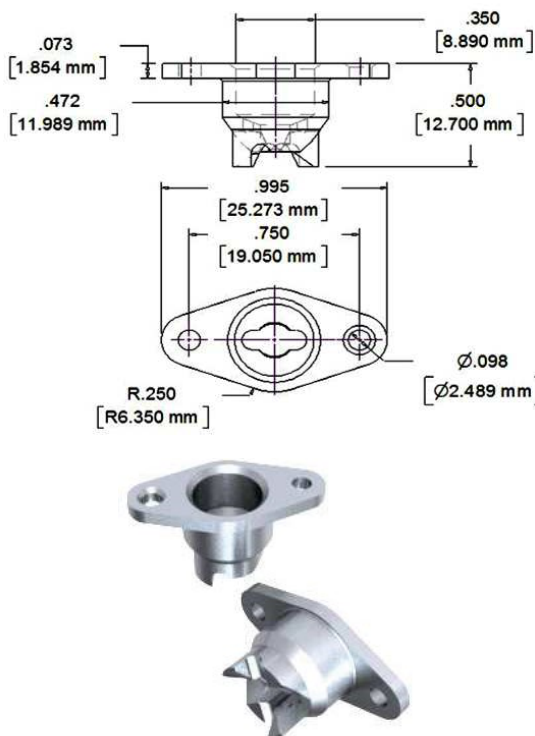
3 - Piece Series (Stud/Retainer - Locking Receptacle)  
Most Commonly used NASCAR Fasteners



## SK212-10

Part #	Material	Type/Finish	Rivet Size	Weight
SK212-10*	Steel	Machined/Zinc	3/32	.0100/4.5g
SK212-10A*	Alum6061	Machined/None	3/32	.0030/1.4
SK212-10AB	Alum6061	Machined/Anod	3/32	.0030/1.4
SK212-10S	Stain303	Machined/None	3/32	.0100/4.5

\*Most common NASCAR receptacles  
Require 2500 series studs



## SK212-12

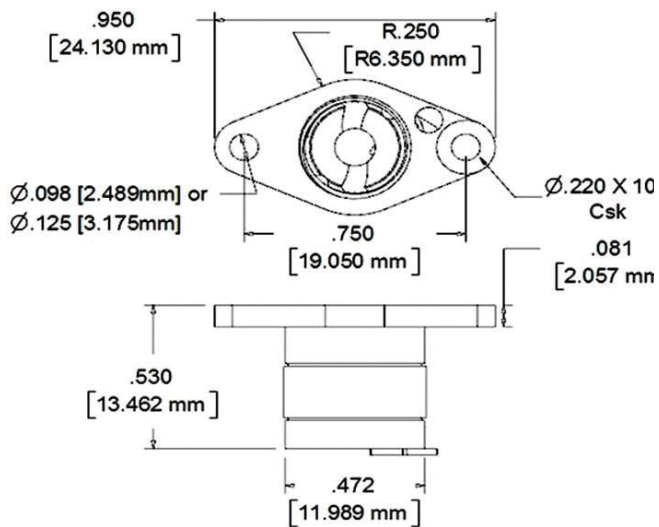
Part #	Material	Type/Finish	Rivet Size	Weight
SK212-12*	Metal	Cast/Chromate	3/32	.010/4.5g
SK212-12D	Metal	Cast/Chromate	3/32	.010/4.5g
SK212-12N	Metal	Cast/Chromate	3/32	.010/4.5g
SK212-12ND	Metal	Cast/Chromate	3/32	.010/4.5g
SK212-12S	Stainless	Machined/Pass	3/32	.0105/4.8
SK212-12SD	Stainless	Machined/Pass	3/32	.0105/4.8
SK212-12ACA	Alum380	Cast/None	3/32	.0040/1.9
SK212-12A8CA	Alum380	Cast/None	1/8	.0040/1.9
SK212-12A*	Alum6061	Machined/None	3/32	.0035/1.7
SK212-12A8*	Alum6061	Machined/None	1/8	.0035/1.7
SK212-12AC*	Alum6061	Anti Chafe	1/8	.0040/1.8
SK212-12AC2	Alum6061	Anti Chafe	1/8	.0040/1.8
SK212-12SENC	Stain303	Encapsulated	3/32	.0105/4.8

\*Most common NASCAR receptacles  
Call for other styles in stock

# CLoc® 2000 Series Rivet Receptacles

3 - Piece Series (Stud/Retainer - Locking Receptacle)  
Most Commonly used NASCAR Fasteners

## SK213 Adjustable Receptacle



Part #	Material	Type/Finish	Rivet Size	Weight	Length
SK213-1	Skytanium®	Machined/None	3/32	.0070/3.2	.410
SK213-1S	Stain303	Machined/None	3/32	.0155/7.1	.410
SK213-2*	Skytanium®	Machined/None	3/32	.0070/3.2	.530
SK213-2D	Skytanium®	Machined/None	3/32csk	.0070/3.2	.530
SK213-26D	Skytanium®	Machined/None	3/32csk	.0070/3.2	.530
SK213-28*	Skytanium®	Machined/None	1/8	.0070/3.2	.530
SK213-28D	Skytanium®	Machined/None	1/8csk	.0070/3.2	.530

\*Most commonly used NASCAR receptacles  
Note: SK213-26 has 11/16 Rivet Spacing

# ZLoc® Steel and Skytanium® Fasteners

**Oval Head Stud  
Type A**



**Flush Head Stud  
Type F**



**Wing Head Stud  
Type AW**



## Steel #5 Buttons NAS1515 Retainer

Flush Head	L	Retainer
SKFO5-50	0.500	N/A
Oval Head	L	Retainer
SKAO5-50	0.500	N/A

## Steel #6 Buttons NAS1515 Retainer

Flush Head	L	Retainer
SKFO65-40	0.400	-6L
SKFO65-50	0.500	-6L
SKFO65-55	0.550	-6L
SKFO65-60	0.600	-6L
SKFO65-65	0.650	-6L
Oval Head	L	Retainer
SKAO65-40	0.400	-6L
SKAO65-50	0.500	-6L
SKAO65-55	0.550	-6L
SKAO65-60	0.600	-6L
SKAO65-65	0.650	-6L

## Steel #6 Winged NAS1515 Retainer

Flush Head	L	Retainer
SKAO65-50W	0.500	-6L

## Skytanium® #5 Buttons NAS1515 Retainer

Flush Head	L	Retainer
ZGF5-40	0.400	N/A
ZGF5-50	0.500	N/A
ZGF5-55	0.550	N/A
Oval Head	L	Retainer
ZGO5-40	0.400	N/A
ZGO5-50	0.500	N/A
ZGO5-55	0.550	N/A

## Skytanium® #6 Buttons NAS1515 Retainer

Flush Head	L	Retainer
ZGF65-40	0.400	-6L
ZGF65-50	0.500	-6L
ZGF65-55	0.550	-6L
ZGF65-60	0.600	-6L
ZGF65-65	0.650	-6L
Oval Head	L	Retainer
ZGO65-40	0.400	-6L
ZGO65-50	0.500	-6L
ZGO65-55	0.550	-6L
ZGO65-60	0.600	-6L
ZGO65-65	0.650	-6L

## ZLoc® Ejector Series

### Skybolt® SK EHF Ejector Se-

SKEHF	Diameter	L	Thickness
SKEHF5-40	5/8	.40	.075-.125
SKEHF5-50	5/8	.50	.150-.225
SKEHF5-50W	5/8	.50	.150-.225
SKEHF5-55	5/8	.55	.225-.275
SKEHF5-60	5/8	.60	.275-.325
SKEHF5-65	5/8	.65	.325-.425
SKEHF6-40	3/4	.40	.050-.100
SKEHF6-50	3/4	.50	.100-.175
SKEHF6-55	3/4	.55	.200-.250
SKEHF6-60	3/4	.60	.250-.300
SKEHF6-65	3/4	.65	.300-.350

#### SKEHF5 and SKEHF6

Self Ejecting Fasteners provide ZLoc® 1/4-turn action with studs that eject from the receptacle when opened. Ejected studs won't hang up when sliding or curved panels are removed and give visual sign of unlocked fastener. The Stud assembly is secured to the panel with 1/8" rivets or screws.



### Skybolt® SK EJ Ejector Series

SKEJ Series Ejecting Fasteners utilize a threaded backing collar to secure fastener to outer panel. Made from exclusive Skytanium®, the fastener has the same strength rating as the SKEHF5 Series, is 30% lighter, with superior finish. No more ugly rivets!



SKEJ	Diameter	L	Thickness
SKEJ-40A	3/4	.50	.075-.125
SKEJ-50A	3/4	.60	.150-.225
SKEJ-50AW	3/4	.60	.150-.225
SKEJ-55A	3/4	.65	.225-.275
SKEJ-60A	3/4	.70	.275-.325
SKEJ-65A	3/4	.75	.325-.425
SK-BN1	Standard Collar .125 Panel		
SK-BN2	Optional Collar .187 Panel		
SK-BN3	Optional Collar .250 Panel		
<b>Use LockTite to retain threaded BN collar</b>			

# ZLoc® Series Tabs and Springs

\*Tabs are welded to frame to serve as a spring mount  
\*Use SSP43 1/8 Steel Pop Rivets

## SK944

Button: All #4 Studs  
Spring: SK4-225  
Rivet Space: .750  
Thickness: .100  
Weight: .0115 lbs.



## SK945EHF

Button: All #5 & EHF/EJ Studs  
Spring: SK5-325  
Rivet Space: 1.000  
Thickness: .100  
Weight: .0220 lbs



## SK946

Button: All #5 or #6 & EHF Studs  
Spring: SK6-375  
Rivet Space: 1.375  
Thickness: .100  
Weight: .0260 lbs.



## SK945CL

CLoc® SK214-16A, 244-16, SK245  
Rivet Space: 1.000  
Thickness: .100  
Weight: .0165 lbs.



## ZLoc® SPRINGS (Most Common)

SK4-225 #4 Spring	3/4" Rivet Spacing
SK5-325 #5 Spring	1" Rivet Spacing
SK6-325 #6 Spring	1-3/8 Rivet Spacing
SK6-375 #6 Spring	1-3/8" Rivet Spacing



## SK-DP1 PANEL REINFORCEMENT PLATE

This aluminum Doubler Plate is used with all #6 SKFO65 and ZGF65 Flush Head ZLoc® Studs to add panel strength.



# ZLocker™ Series



New to the ZLoc® family, the ZLockerPro™ and ZLockerTF™. Skybolt®'s new button design features a rubber ball insert that maintains constant pressure on the spring, which means the stud will no longer unlock due to heavy vibration. The ZLocker™ stud also features a collared slot that prevents screwdriver slippage, as well as a new and improved ramp profile for maximum service life.

## ZLockerPro™ – Preset Locker

### Oval Head



Steel	Skytanium®	L	NAS Retainer
SKO65-40PRO	ZGO65-40PRO	.400	-6L
SKO65-50PRO	ZGO65-50PRO	.500	-6L
SKO65-55PRO	ZGO65-55PRO	.550	-6L
SKO65-60PRO	ZGO65-60PRO	.600	-6L
SKO65-65PRO	ZGO65-60PRO	.650	-6L

### Flush Head



Steel	Skytanium®	L	NAS Retainer
SKF65-40PRO	ZGO65-40PRO	.400	-6L
SKF65-50PRO	ZGO65-50PRO	.500	-6L
SKF65-55PRO	ZGO65-55PRO	.550	-6L
SKF65-60PRO	ZGO65-60PRO	.600	-6L
SKF65-65PRO	ZGO65-60PRO	.650	-6L

## ZLockerTF™ – Adjustable Set Screw Locker

### Oval Head



Steel	Skytanium®	L	NAS Retainer
SKO65-40TF	ZGO65-40TF	.400	-6L
SKO65-50TF	ZGO65-50TF	.500	-6L
SKO65-55TF	ZGO65-55TF	.550	-6L
SKO65-60TF	ZGO65-60TF	.600	-6L
SKO65-65TF	ZGO65-60TF	.650	-6L

### Flush Head



Steel	Skytanium®	L	NAS Retainer
SKF65-40TF	ZGO65-40TF	.400	-6L
SKF65-50TF	ZGO65-50TF	.500	-6L
SKF65-55TF	ZGO65-55TF	.550	-6L
SKF65-60TF	ZGO65-60TF	.600	-6L
SKF65-65TF	ZGO65-60TF	.650	-6L

# SK2003 Cowling

## SK203-TEM1

Skybolt® developed the template alignment system to accurately determine the proper location of the mount to the corresponding cowling fastener. Simply locate all holes prior to removing the cowling by tracing the three holes onto the airframe. With the cowling removed the desired center can be determined for all locations.



## SK-AW4 Cam Washers



Cam Washers allow simple location adjustment of the Platemount location so that it is aligned with the corresponding cowling fastener. Simply modify any Skybolt® SK2003A Series Mount for the Cam Washers, install, and "dial" the location of the Platemount as determined by the template. No complex drilling of any aircraft components is required to perfectly align any Cessna cowling. The patented design allows full movement in both axis plus a center neutral location. Shown is the SK2003-51ADJ with baseplate holes drilled with a Unibit-1 drill to 7/16-inch.

SK2003-AW4S includes 2 ea Cam Washers. Use with any Non-Adjusting Platemount



Cam Washers dialed full left of center



Center default location



Cam Washers dialed full right of center

# SK2003 Series Engine Cowling Mounts



The Skybolt® SK2003 Series cowling mounts replace the OEM Cessna®/Lord® J7444 Series mounts with full FAA-PMA and FAA TSO-C148 approvals. The SK2003 mount is now the preferred mount for the world's largest flight school and is featured on all Yingling zero-time Ascend 172 airplanes. Our generation IV mounts have evolved as the flight school proven best ever mount on the market for strength and lasting durability. Skybolt®'s exclusive 100% stress test inspection insures that each and every mount will go the distance without transferring unwanted stress to the airframe components or firewall.

US Patents 7,997,843 and 8,282,329 FAA Form 8130-3 included with mounts by request

### SK2003-14A

Replaces J7444-14  
Southco® 82 Fastener  
67-On C150, 67-86 C172,  
C172XP, 68-78 C177 .0230lb

### SK2003-24A


Replaces J7444-24  
CLoc® 27S3 Fastener  
73-86 C182 .0230 lb

### SK2003-42A

Replaces J7444-36/42  
CLoc® 40S5S Fastener  
C172 R/S, Skybolt® SK203  
STCd Conversions .0230 lb

### SK2003-51ADJ

Adjustable Depth  
#82 Southco® and all CLoc® Series  
Use SK2602 2.0 x 50mm to adjust



# SKYBOLT

## AEROSPACE FASTENERS

### **Skybolt® Stainless Cowling Fastener Replacement Kits (TSO-C148)**

Stainless Cowling Kits replace the old, worn and rusted parts originally installed on your cowlings and access panels with exclusive Skybolt® CLoc®, ZLoc®, or ALoc® style stainless fasteners. Many kits depicted may only replace certain portions of the engine cowling. Optional kits to complete all panels are available.

The unique *Skybolt® Cowling Fastener Replacement Kits* were developed over a span of 5 to 6 years utilizing Parts Manuals (IPC), field research, and customer feedback. We soon discovered that the Parts Manuals were very inaccurate and relied more on field experience. Despite exhaustive data, we also discovered that no two aircraft were ever the same. The Skybolt® Cowling Fastener Kits will usually contain more of a selection than the aircraft may actually require so that a replacement project can efficiently move from start to finish. Like the Trim and Fuel Tank Kit development, many companies began to copy the Skybolt® Cowling Kit product line only to discover just how difficult it is to understand each and every production aircraft produced from the 1940s to date. Without the supporting data to back up the fasteners required on most aircraft, the copy kits can supply about 70% of the required hardware. Skybolt®'s goal is 100% in all of our kits. Cowlings are our business. As many of these kits can cost hundreds of dollars, you deserve the best product on the market and a company that can stand by your investment for as long as you own the aircraft.

### **Skybolt® Stainless Cessna Cowling Conversion Kits (STC'd)**

Skybolt® 2800 Series Kits convert early Screw Cowlings to the Skybolt® developed CLoc® SK25S4S Fastener. Skybolt® 203 Series Kits convert all Platemount Cowlings to the CLoc® SK40S5 Fastener. Skybolt® 4th Generation Conversion Kits (Southco® to CLoc®) utilize the new 2013 SK2003-42A Platemount (patent 7,997,843 and 8,282,329) with SK245-4 Series Adjustable Receptacles. With 30 years experience maintaining these cowlings, our developments address the "flex" feature unique to the J7444-42 Lord® mounts; our template based alignment process, and our (patented) SK2003-AW4 Cam Washers easily position mounts for alignment in even extreme applications.

### **Skybolt® Stainless Beech Bonanza Cowling Replacement and Conversion Kits (STC'd)**

Skybolt® Stainless Bonanza Kits offer direct component replacement for Dzus® Fasteners in the Upper Cowl and/or the AirLoc® Fasteners in the Lower Cheek Cowling. Bonanza Conversion Kits replace old school Dzus® and AirLoc® Fasteners with CLoc® Fasteners for much improved performance and appearance. STCd for TC A777 & 3A15.

### **Skybolt® Stainless Trim Kits**

Trim Kits were created in the early 1980s as a convenient and cost effective hardware selection for non-structural exterior access panels and fairings. Note: Some aircraft depict structural panels (Some Mooney and KingAir wing panels). Skybolt® supplies structural steel (AN509 Series) screws for these panels as AN509 stainless screws are not a structural equivalent to the steel AN509 screws.

### **Skybolt® Stainless Fuel Tank Kits**

Fuel Tank Kits offer the structural (and non-structural) screws common to fuel tanks in most production aircraft. Kits are sold Per Tank (1 Tank per Kit)





## Cessna Conversion Kits

### Screw Kits - SK25S4S Series SK203 Kits - Gen IV Platemarks - Diamondhead® Studs

STCd FAA-PMA Approved

CESSNA MODEL	YEAR	SERIAL#	CONVERSION KIT	KIT DESCRIPTION
<b>C150</b>	59-66	17001-64532	<b>C150C2800P</b>	Screw Cowling - to SK25S4S Phillips
<b>C150G-M</b> <b>A150K-M</b>	67-On 70-77	64533-79405 A150001-A150685	<b>SK203C150P4</b>	SK40S5S Phillips - Complete Kit
			<b>SK203C150P4D*</b>	SK40S5S Phillips - Complete Kit w/ Doublers
			<b>SK203C150P-FW4</b>	SK40S5S Phillips - Firewall Kit
			<b>SK203C150P-SD2</b>	SK28S3 Phillips - Side Kit
			<b>SK203C150P-RET</b>	SK40S5S Phillips - Retro Kit
<b>C172</b>	56-66	28000-54892	<b>C172C2800P</b>	Screw Cowling - to SK25S4S Phillips
<b>C172H-P</b>	67-81	54893-75034	<b>SK203C172P4</b>	SK40S5S Phillips - Complete Kit
			<b>SK203C172P-FW4</b>	SK40S5S Phillips - Firewall Kit
			<b>SK203C172P-SD4</b>	SK40S5S Phillips - Side Kit
			<b>SK203C172P-RET</b>	SK40S5S Phillips - Retro Kit
<b>C172P</b> <b>C172Q</b> <b>C172P-Q</b>	80-83 83 84-85	75035-76079 75869-76079 76080-76516	<b>SK203C172PQ4</b>	SK40S5S Phillips - Complete Kit
			<b>SK203C172P-FW4</b>	SK40S5S Phillips - Firewall Kit
			<b>SK203C172PQSD4</b>	SK40S5S Phillips - Side Kit
			<b>SK203C172P-RET</b>	SK40S5S Phillips - Retro Kit
				Year 83 Southco® FW, CamLoc® 40S5 across nose Years 84-85 CamLoc® 27S3 FW, 40S5 across nose
<b>C172XP-XPII</b>	77-81	R1722000-3454 FR17200226-00675*	<b>SK203C172P-XP4</b>	SK40S5S Phillips - Complete Kit
			<b>SK203C172P-FR4</b>	SK40S5S Firewall - SK27S3S Side/Nose/Ctr
			<b>SK203C172PXPFW4</b>	SK40S5S Phillips - Firewall Kit
			<b>SK203C172PXPSD4</b>	SK40S5S Phillips - Side Kit
			<b>SK203C172PXP-RET</b>	SK40S5S Phillips - Retro Kit

\*Doublers Part #: SK-C150DL - Left Side | SK-C150DR - Right Side

CESSNA MODEL	YEAR	SERIAL#	CONVERSION KIT	KIT DESCRIPTION
<b>C172R &amp; S</b>	97-On	80001-On	<b>SK203C172P-RS4</b>	SK40S5S Phillips - Complete Kit
			Note: Kit replaces J7444 mounts, all CLoc® studs/grommets on firewall, sides, nose, service door, filter	
		8001-On	<b>SK203C172P-RS4FW</b>	SK40S5S Phillips - Firewall Kit
			CamLoc® 4002 - firewall/sides	
<b>C175</b>	58-62	55001-57119	<b>C175C2800P</b>	Screw Cowling - to SK25S4S Phillips
<b>C177A-B</b> <b>C177RG</b>	68-78	00001-02752	<b>SK203C177P4</b>	SK40S5S Phillips - Complete Kit
			<b>SK203C177P-FW4</b>	SK40S5S Phillips - Firewall Kit
	71-78	00001-1366	<b>SK203C177P-SD4</b>	SK40S5S Phillips - Side Kit
			<b>SK203C177P-RET</b>	SK40S5S Phillips - Retro Kit
<b>C180</b>	53-60	30000-50911	<b>C180C2800P</b>	Screw Cowling - to SK25S4S Phillips
<b>C182</b>	56-60	33000-53007	<b>C182C2800P</b>	Screw Cowling - to SK25S4S Phillips
<b>C182P-RB</b>	73-86	61426-68542	<b>SK203C182P2</b>	SK28S3/40S5S Phillips - Complete Kit
			<b>SK203C182P4</b>	SK40S5S Phillips - Complete Kit
			<b>SK203C182P-FW4</b>	SK40S5S Phillips - Firewall Kit
			<b>SK203C182P-RET</b>	SK40S5S Phillips - Retro Kit

**Note:** RET Kits are for customers who have previously installed SK245 Kits and want to convert back to the SK2003 rubber mounts. RET Kits include new SK2003 Mounts, SK2001AW Alignment Washers and all Hardware (No Studs or Grommets)

**Cessna Firewall Bracket Part#:** Upper: 0453003-3 | Lower: 0453003-2





## Beechcraft Conversion Kits

BEECH MODEL	YEAR	SERIAL#	CONVERSION KIT	KIT DESCRIPTION
<b>Debonair 33,A</b>	60-61	CD1-CD350	<b>B35UC40S</b>	SK4002S Upper Conversion Kit
			<b>B35UC40P</b>	SK40S5S Upper Conversion Kit
<b>Bonanza 35-N35</b>	47-61	D1-D6567	<b>B35LC27S</b>	SK2700S Lower Gill Conversion Kit
			<b>B35LC28P</b>	SK28S5S Lower Gill Conversion Kit
(Models M-N Change from #2 AirLoc® to #5 AirLoc® on or about SN6567...				
<b>Debonair 33 A-C</b>	61-67	CD351-CD1234	<b>B35UC40S</b>	SK4002S Upper Conversion Kit
			<b>B35UC40P</b>	SK40S5S Upper Conversion Kit
<b>Debonair C33A, E33A</b>	66-69	CE1-CE289	<b>B35LC40S</b>	SK4002S Lower Gill Conversion Kit
<b>Bonanza N-V35A</b>	61-69	D6568-D9068	<b>B35LC40P</b>	SK40S5S Lower Gill Conversion Kit
Designated Bonanza 68 E33, SN CD1119 68 E33A, SN CE180				
<b>Bonanza F33,G33</b>	70-73	CD1235-CD1304	No Kit for Upper	
<b>Bonanza F33A,F33C</b>	70-Mid 73	CE290-CE436 (No 418), CJ26-39	<b>B35LC40S</b>	SK4002S Lower Gill Conversion Kit
<b>Bonanza F33A,F33C</b>	Mid 73-94	CE418, CE436-On, CJ40-On	<b>B35LC40S</b>	SK4002S Lower Gill Conversion Kit
<b>Bonanza 36, A36</b>	68-73	E1-E424	<b>B35LC40P</b>	SK40S5S Lower Gill Conversion Kit

BEECH MODEL	YEAR	SERIAL#	CONVERSION KIT	KIT DESCRIPTION
<b>Bonanza V35B</b>	70-82	D9069-10403	No Kit for Upper	
<b>Bonanza A36</b>	73-87	E425 On	<b>B35LC40S</b>	SK4002S Lower Gill Conversion Kit
			<b>B35LC40P</b>	SK40S5S Lower Gill Conversion Kit
<b>A36TC,B36TC</b>	79-87	EA1-On	No Kit for Upper	
			<b>B35LC40S</b>	SK4002S Lower Gill Conversion Kit
			<b>B35LC40P</b>	SK40S5S Lower Gill Conversion Kit

## Beech Bonanza Cowling Fastener Configuration

Type Certificate A-777			Upper	Lower
Model	Years	SN	Cowl	Cowl
35	47-48	D1-D1210	Dzus®	#2-90
A35	49	D1501-D2200	Dzus®	#2-90
B35	50	D2201-D2680	Dzus®	#2-90
C35	51-52	D2681-D3400	Dzus®	#2-90
D35	53	D3401-D3698	Dzus®	#2-90
E35	54	D3699-D3998	Dzus®	#2-90
F35	55	D3999-D4391	Dzus®	#2-90
G35	56	D4392-D4865	Dzus®	#2-90
35R	All	All	Dzus®	#2-90

Type Certificate 3A15			Upper	Lower
Model	Years	SN	Cowl	Cowl
H35	57	D4866-D5330	Dzus®	#2-90
J35	58	D5331-D5725	Dzus®	#2-90
K35	59	D5726-D6161	Dzus®	#2-90
M35	60	D6162-D6567	Dzus®	#2-90
N35	61	D6568-D6841	Dzus®	#5-80
P35	62	D6842-D7066	Dzus®	#5-80
S35	63-65	D7067-D7976	Dzus®	#5-80
V35	66-67	D7977-D8598	Dzus®	#5-80
V35A	68-69	D8599-D9068	Dzus®	#5-80
V35B	70-82	D9069-On	Latch	#5-100
35-33	60	CD2-250	Dzus®	#2-90
35-A33	61	CD251-350	Dzus®	#2-90
35-A33	61	CD351-CD387	Dzus®	#5-80
35-B33	62-64	CD388-CD813	Dzus®	#5-80
35-C33	65-67	CD814-CD1118	Dzus®	#5-80
35-C33A	66-67	CE1-CECE179	Dzus®	#5-80
E33	68-69	CD1119-CD1234	Dzus®	#5-80
E33A	68-69	CE180-CE289	Dzus®	#5-80
E33C	68-69	CJ1-CJ25	Latch	#5-80
F33	70	CD1235-CD1254	Latch	#5-80
F33A	70-Mid 73	CE290-CE435	Latch	#5-80
F33A	Mid 73-94	CE418,436-On	Latch	#5-100
F33C	70	CJ26-CJ39	Latch	#5-80
F33C	70 On	CJ40-On	Latch	#5-100
G33	72	CD1255-CD1304	Latch	#5-80
36	68-69	E1-E184	Latch	#5-80
A36	70-73	E185-E424	Latch	#5-80
A36	73-On	E425-On	Latch	#5-100
A36TC	79-81	EA1-EA272	Latch	#5-100
B36TC	82-On	EA273-On	Latch	#5-100
G36	All	All	Latch	#5-100



A E R O S P A C E F A S T E N E R S

## Cowling Fastener Replacement Kits

CESSNA MODEL	YEAR	SERIAL#	REPLACEMENT KIT	KIT DESCRIPTION
<b>C150G-M</b>	67-77		<b>C150-C1</b>	Slotted Southco®
<b>A150 K-M Aerobat</b> (and Commuter)	70-77	64533-79406	<b>C150-C1P</b>	Phillips Southco®
<b>A152 Early</b>	Early 78	0735-0779	<b>C152-C1</b>	Collared Slotted
<b>C152 Early</b>	Early 78	79406-81195 F152-01429-01528	<b>C152-C1P</b>	Phillips
<b>A152 Late 78-86</b>	Late 78-86	0780-1049	<b>C152-C2</b>	Collared Slotted
<b>C152 Late</b>	Late 78-85	81196-86035 F152-01529 On	<b>C152-C2P</b>	Phillips
<b>C172H-P</b>	67-81	54893-75034	<b>C172-C1</b>	Slotted Southco®
			<b>C172-C1P</b>	Phillips Southco®
			<b>C100-EAD3</b>	<b>Option:</b> Eng Access Door (Original)
			<b>C100-EAD4</b>	<b>Option:</b> Eng Access Door (CLoc® Conv)
<b>C172P,Q</b>	84-86	76080-76516	<b>C172-C3</b>	Slotted 2700/4002
			<b>C172-C3P</b>	Phillips 27S3/40S5
<b>C172P</b>	86-On	76517 On	<b>C172-C4</b>	Collared Slotted
			<b>C172-C4P</b>	Phillips
<b>HawkXP,XPII</b>	77-81	R172-2000-3454	<b>C172-C5</b>	Collared Slotted
			<b>C172-C5P</b>	Phillips
<b>Cutlass RG</b>	80-85	All	<b>C172-C6</b>	Collared Slotted
			<b>C172-C6P</b>	Phillips
<b>C172R</b> <b>C172S</b>	1996-On	80001 On 8001 On	<b>C172-C8P</b>	Phillips
<b>C177, A, B &amp; RG</b>	71-81	All	<b>C177-C1</b>	Collared Slotted
			<b>C177-C1P</b>	Phillips

CESSNA MODEL	YEAR	SERIAL#	REPLACEMENT KIT	KIT DESCRIPTION
<b>C180</b>	61-72	50912-52284	<b>C180-C1</b>	Collared Slotted
<b>C185</b>	61-72	0001-02090	<b>C180-C1P</b>	Phillips
<b>C180</b>	73-81	52285-53203	<b>C180-C2</b>	Collared Slotted
<b>C185</b>	73-85	02091-On	<b>C180-C2P</b>	Phillips
<b>C180</b> <b>C185</b>	61-81	50912-53203	<b>C100-EAD5</b>	<b>Option:</b> Eng Access Door (Original)
			<b>C100-EAD4</b>	<b>Option:</b> Eng Access Door (CLoc® Conv) No STC
	61-85	0001-On	<b>C100-AF1</b>	<b>Option:</b> Air Filter Fastener Kit
			<b>C100-EPD1S</b>	<b>Option:</b> External Pwr Door (Slotted)
			<b>C100-EPD1P</b>	<b>Option:</b> External Pwr Door (Phillips)
<b>C182D</b>	61	53008-53598	<b>C182-C1</b>	<b>Collared Slotted</b>
			<b>C182-C1P</b>	<b>Phillips</b>
			<b>C100-AF1</b>	<b>Air Filter Fastener Kit</b>
			<b>C100-EPD1S</b>	<b>External Pwr Door - Slotted</b>
			<b>C100-EPD1P</b>	<b>External Pwr Door - Phillips</b>
<b>C182E-M</b>	62-69	53599-60055	<b>C182-C2</b>	Collared Slotted
			<b>C182-C2P</b>	Phillips
			<b>C100-EPD1S</b>	<b>Option:</b> External Pwr Door - Slotted
			<b>C100-EPD1P</b>	<b>Option:</b> External Pwr Door - Phillips
<b>C182N-P</b>	70-72	60056-61425	<b>C182-C3</b>	Collared Slotted
			<b>C182-C3P</b>	Phillips
			<b>C100-EPD1S</b>	<b>Option:</b> External Pwr Door - Slotted
			<b>C100-EPD1P</b>	<b>Option:</b> External Pwr Door - Phillips
<b>C182P-R</b>	73-86	60056-66590	<b>C182-C4</b>	Collared Slotted
			<b>C182-C4P</b>	Phillips
			<b>C100-EPD1S</b>	<b>Option:</b> External Pwr Door - Slotted
			<b>C100-EPD1P</b>	<b>Option:</b> External Pwr Door - Phillips
<b>T182,R,TR,RG</b>	78-86	All	<b>C182-C5</b>	Collared Slotted
			<b>C182-C5P</b>	Phillips
			<b>C100-EPD1S</b>	<b>Option:</b> External Pwr Door - Slotted
			<b>C100-EPD1P</b>	<b>Option:</b> External Pwr Door - Phillips
<b>C182S</b>	97-00	80004-80944 Non-Turbo	<b>C182-C6</b>	Collared Slotted
<b>C182T</b>	01-On	8001-On Non-Turbo	<b>C182-C6P</b>	Phillips
<b>182T</b>	01-On	80945-On Turbo	<b>C182-C7</b>	Collared Slotted
<b>T182T</b>	01-On	8001-On Turbo	<b>C182-C7P</b>	Phillips

CESSNA MODEL	YEAR	SERIAL#	REPLACEMENT KIT	KIT DESCRIPTION
<b>C188 Agwagon</b>	66-83	All	<b>C188-C1</b>	Collared Slotted
			<b>C188-C1P</b>	Phillips
			<b>C100-EPD1S</b>	<b>Option:</b> External Pwr Door - Slotted
			<b>C100-EPD1P</b>	<b>Option:</b> External Pwr Door - Phillips
			<b>C188-RSP1</b>	<b>Option:</b> Fuselage ZLoc®
<b>C205</b>	63-64	0001-0577	<b>C205-C1</b>	Collared Slotted
<b>C206</b>	64	0001-0275	<b>C205-C1P</b>	Phillips
<b>U,TU206</b>	65-84	0276-06846	<b>C200-2800</b>	<b>Option:</b> Belly Panel (CLoc® converted-Slot-
<b>P,TP206</b>	65-70	091-0647	<b>C200-28S3</b>	<b>Option:</b> Belly Panel (CLoc® converted-Phil-
<b>U206,TU</b>	85-86	06847 On	<b>C206-C1</b>	Collared Slotted
			<b>C206-C1P</b>	Phillips
			<b>C200-2800</b>	<b>Option:</b> Belly Panel (CLoc® converted-Slot-
			<b>C200-28S3</b>	<b>Option:</b> Belly Panel (CLoc® converted-Phil-
<b>C206, T206</b>	97-On		<b>C206-C2P</b>	Collared Slotted
<b>C207,T207</b>	69-84	All	<b>C207-C1</b>	Collared Slotted
			<b>C207-C1P</b>	Phillips
			<b>C200-2800</b>	<b>Option:</b> Belly Panel (CLoc® converted-Slot-
			<b>C200-28S3</b>	<b>Option:</b> Belly Panel (CLoc® converted-Phil-
<b>C208</b>	85-On	All	<b>C208C1P</b>	Phillips
<b>C210, A</b>	60-61	57001-57840	<b>C210-C1</b>	Collared Slotted
<b>C210 B-F</b>	62-66	57841-58818		
<b>C210 G-J</b>	67-69	58819-59199		
<b>C210 K-N</b>	70-81	59200-64535 No Air Cond		
<b>T210 F</b>	66	0001-0197		
<b>T210 G-J</b>	67-69	0198-0454		
<b>T210 K-L</b>	70-73	59200-60089 No Air Cond		
<b>C210 L-N</b>	74-84	60090-64897 With Air Cond	<b>C210-C2</b>	Collared Slotted
<b>C210,T210 N</b>	74-84	60090-64897	<b>C210-C2P</b>	Phillips
<b>P210 N</b>	78-83	0001-00834		
<b>T210R(Turbo)</b>	85-86	64898-65009	<b>C210-C3</b>	Collared Slotted
<b>P210R</b>	85-86	0835-0874	<b>C210-C3P</b>	Phillips
<b>C210R 85-86 (Non Turbo)</b>	85-86	64898-65009 No Turbo	<b>C210-C4</b>	Collared Slotted
			<b>C210-C4P</b>	Phillips

CESSNA MODEL	YEAR	SERIAL#	REPLACEMENT KIT	KIT DESCRIPTION
<b>C303 T303 Crusader</b>	82-84	00001-00315	<b>C303-C1</b>	Collared Slotted
			<b>C303-C1P</b>	Phillips
<b>C310</b>	54-57	35000-35546	<b>C310-C1</b>	Collared Slotted
			<b>C310-C1P</b>	Phillips
			<b>C300-BA1</b>	<b>Option:</b> Battery Access Panel
			<b>C300-OAD1S</b>	<b>Option:</b> Oil Access Door - Slotted
			<b>C300-OAD1P</b>	<b>Option:</b> Oil Access Door - Phillips
<b>C310 B,C,D</b>	58-60	35655-39299	<b>C310-C2</b>	Collared Slotted
			<b>C310-C2P</b>	Phillips
			<b>C300-BA1</b>	<b>Option:</b> Battery Access Panel
			<b>C300-OAD1S</b>	<b>Option:</b> Oil Access Door - Slotted
			<b>C300-OAD1P</b>	<b>Option:</b> Oil Access Door - Phillips
<b>C310 E, F thru K</b>	61-66	F0001-K0245 Non Turbo	<b>C310-C3</b>	Collared Slotted
			<b>C310-C3P</b>	Phillips
<b>C310 L thru N</b>	67-68	N0001-N0198 Non Turbo	<b>C300-BA3</b>	<b>Option:</b> Battery Access Panel
			<b>C300-NA1S</b>	<b>Option:</b> Nose Access - Slotted K-Q Only
<b>C310 P thru Q</b>	69-74	P0001-Q1160 Non Turbo	<b>C300-NA1P</b>	<b>Option:</b> Nose Access - Phillips K-Q Only
			<b>C300-OAD1S</b>	<b>Option:</b> Oil Access Door - Slotted
<b>C320A-E SkyKnight</b>	62-68	All	<b>C300-OAD1P</b>	<b>Option:</b> Oil Access Door - Phillips
<b>C310P,Q,R</b>	69-81	P0001-R2140 All Turbo	<b>C310-C5</b>	Collared Slotted
			<b>C310-C5P</b>	Phillips
			<b>C300-BA3</b>	<b>Option:</b> Battery Access Panel
			<b>C300-NA1S</b>	<b>Option:</b> Nose Access - Slotted No C310R
			<b>C300-NA1P</b>	<b>Option:</b> Nose Access - Phillips No C310R
<b>C336 Skymaster</b>	63-64	0001-0195 Fixed Gear	<b>C336-C1</b>	Collared Slotted
			<b>C336-C1P</b>	Phillips
<b>C337 Skymaster</b> <b>C337P</b>	65-80	0002-01951	<b>C337-C1</b>	Collared Slotted
			<b>C337-C1P</b>	Phillips
		0001-0356	<b>C300-NA2</b>	<b>Option:</b> Avionics Panel
			<b>C300-NA3S</b>	<b>Option:</b> Avionics Panel - Slotted
			<b>C300-NA3P</b>	<b>Option:</b> Avionics Panel - Phillips
<b>C340,A</b>	All		<b>C340-C1</b>	Collared Slotted
			<b>C340-C1P</b>	Phillips
			<b>C300-NA4S</b>	<b>Option:</b> Nose Access Panel - Slotted
			<b>C300-NA4P</b>	<b>Option:</b> Nose Access Panel - Phillips

CESSNA MODEL	YEAR	SERIAL#	REPLACEMENT KIT	KIT DESCRIPTION
C401,402,A,B	All		C400-C1	Collared Slotted
			C400-C1P	Phillips
			C400-NF1	<b>Option:</b> Nacelle Panels and Fairing
			C400-BA1S	<b>Option:</b> Battery Acces Panel - Slotted
			C400-BA1P	<b>Option:</b> Battery Acces Panel - Phillips
			C400-NP1S	<b>Option:</b> Nose Panel - Slotted 402A0001-0046
			C400-NP1P	<b>Option:</b> Nose Panel - Phillips 402A0001-0046
			C400-NP2S	<b>Option:</b> Nose Panel - Slotted 402A0047-On
			C400-NP2P	<b>Option:</b> Nose Panel - Phillips 402A0047-On
			C400-NP3S	<b>Option:</b> Nose Panel - Slotted 402B
			C400-NP3P	<b>Option:</b> Nose Panel - Phillips 402B
C402C	79-85	402C0001-0808	C400-C2	Collared Slotted
			C400-C2P	Phillips
			C400-NF1	<b>Option:</b> Nacelle Panels and Fairing
			C400-BA1S	<b>Option:</b> Battery Acces Panel - Slotted
			C400-BA1P	<b>Option:</b> Battery Acces Panel - Phillips
			C400-NP4S	<b>Option:</b> Nose Panel w Avionics Door - Slotted
			C400-NP4P	<b>Option:</b> Nose Panel w Avionics Door - Phillips
			C400-NP5S	<b>Option:</b> Nose Panel No Avionics Door - Slotted
			C400-NP5P	<b>Option:</b> Nose Panel No Avionics Door - Phillips
C404 Titan	77-81	0001-0859	C404-C1	Collared Slotted
			C404-C1P	Phillips
			C400-BA2S	<b>Option:</b> Inverter/Battery Panel - Slotted
			C400-BA2P	<b>Option:</b> Inverter/Battery Panel - Phillips
			C400-CP1S	<b>Option:</b> Bottom Cowling Panels - Slotted
			C400-CP1P	<b>Option:</b> Bottom Cowling Panels - Phillips
			C400-NP4S	<b>Option:</b> Nose Panel w Avionics Door - Slotted
			C400-NP4P	<b>Option:</b> Nose Panel w Avionics Door - Phillips
			C400-NP5S	<b>Option:</b> Nose Panel No Avionics Door - Slotted
			C400-NP5P	<b>Option:</b> Nose Panel No Avionics Door - Phillips
<b>For C411 - See Next Page</b>				
C414, C414 II	70-77	0001-0965	C414-C1	Collared Slotted
			C414-C1P	Phillips
C414A Chancellor C414A III	87-85	0001-1212	C414-C2	Collared Slotted
			C414-C2P	Phillips

C414 Continued →

CESSNA MODEL	YEAR	SERIAL#	REPLACEMENT KIT	KIT DESCRIPTION
C414, C414 II C414A Chancellor C414A III	70-77	0001-0965	C400-NF1	Option: Nacelle Panels and Fairing
			C400-BA1S	Option: Battery Acces Panel - Slotted
			C400-BA1P	Option: Battery Acces Panel - Phillips
			C400-CP2S	Option: Bottom Cowling Panels - Slotted
	87-85	0001-1212	C400-CP2P	Option: Bottom Cowling Panels - Phillips
			C400-NP6S	Option: Nose Panel w Avionics Door - Slotted
			C400-NP6P	Option: Nose Panel w Avionics Door - Phillips
			C400-NP7S	Option: Nose Panel No Avionics Door - Slotted
			C400-NP7P	Option: Nose Panel No Avionics Door - Phillips
C411 C421,A,B	65-68	0002-0300	C421-C1	Collared Slotted
			C421-C1P	Phillips
			C400-RAD1S	Option: Radome - Slotted
			C400-RAD1P	Option: Radome - Phillips
	68-75	0001-0970	C400-BA2S	Option: Battery Acces Panel - Slotted
			C400-BA2P	Option: Battery Acces Panel - Phillips
			C400-NP8S	Option: Nose Panel No Avionics Door - Slotted
			C400-NP8P	Option: Nose Panel No Avionics Door - Phillips
C421 C Golden Eagle	76-85	0001-1807	C421-C2	Collared Slotted
			C421-C2P	Phillips
			C400-OD1S	Option: Oil Drain Door - Slotted
			C400-OD1P	Option: Oil Drain Door - Phillips
			C400-BA2S	Option: Inverter/Battery Panel - Slotted
			C400-BA2P	Option: Inverter/Battery Panel - Phillips
			C400-NP6S	Option: Nose Panel w Avionics Door - Slotted
			C400-NP6P	Option: Nose Panel w Avionics Door - Phillips
			C400-NP7S	Option: Nose Panel No Avionics Door - Slotted
			C400-NP7P	Option: Nose Panel No Avionics Door - Phillips
C425 Corsair/Conquest I PT6 81-86	81-86	425-0001-0236	C425-C1	Collared Slotted
			C425C1P	Phillips
			C400-NP6S	Option: Nose Panel w Avionics Door - Slotted
			C400-NP6P	Option: Nose Panel w Avionics Door - Phillips
			C400-NP7S	Option: Nose Panel No Avionics Door - Slotted
			C400-NP7P	Option: Nose Panel No Avionics Door - Phillips
C441 Conquest/II Garrett	78-86	441-0001-0362	C441-C1	Collared Slotted
			C441-C1P	Phillips

C441 Options Continued →

CESSNA MODEL	YEAR	SERIAL#	REPLACEMENT KIT	KIT DESCRIPTION
<b>C441 Conquest/II Garrett</b>	78-86	441-0001-0362	<b>C400-NP6S</b>	<b>Option:</b> Nose Panel w Avionics Door - Slotted
			<b>C400-NP6P</b>	<b>Option:</b> Nose Panel w Avionics Door - Phillips
			<b>C400-NP7S</b>	<b>Option:</b> Nose Panel No Avionics Door - Slotted
			<b>C400-NP7P</b>	<b>Option:</b> Nose Panel No Avionics Door - Phillips
<b>CIT I,II Citation</b>	72-94	All	<b>C500-C1</b>	Collared Slotted
			<b>C500-C1P</b>	Phillips
<b>CIT III Citation</b>	83-91	0002-0206	<b>C500-C2</b>	Collared Slotted
			<b>C500-C2P</b>	Phillips

BEECHCRAFT MODEL	YEAR	SERIAL#	REPLACEMENT KIT	KIT DESCRIPTION	
<b>Musketeer23</b>	63-66	M1-900	<b>BM-C1S</b>	MS27039C	
<b>Musketeer23A,B</b>	66-69	M901-1284	<b>BM-C1</b>	Collared Slotted	
<b>Musketeer24</b>	66-69	MA1-363		Phillips	
<b>Sport150</b>	66-69	MB1-480		<b>BM-C1P</b>	
<b>Musketeer23C</b>	70-On	M1285-1361	<b>BM-C2</b>	Collared Slotted	
<b>Musketeer24</b>	70	MA364-On		Phillips	
<b>Sport150</b>	70-78	MB481-905		<b>BM-C2P</b>	
<b>Sundowner 180</b>	72-83	M1362-2392			
<b>Sierra 200</b>	70-83	MC2-795			
<b>Debonair 33,A</b>	60-61	CD1-CD350	<b>B35UC530</b>	AJ5 Dzus®-Upper	
<b>Bonanza 35-N35</b>	47-61	D1-D6567	<b>B35LC2090</b>	#2 AirLoc® - Gills - Includes Grommets	
			<b>(Models M-N Change from #2 AirLoc® to #5 AirLoc® on or about SN6567.....</b>		
<b>Debonair 33 A-C</b>	61-67	CD351-CD1234	<b>B35UC530</b>	AJ5 Dzus®-Upper	
<b>Debonair C33A,E33A</b>	66-69	CE1-CE289	<b>B35LC5080</b>	#5 AirLoc® - Gills - Includes Grommets	
<b>Bonanza N-V35A</b>	61-69	D6568-D9068	<b>Designated Bonanza 68 E33, SN CD1119 68 E33A, SN CE180</b>		
<b>Bonanza F33,G33</b>	70-73	CD1235-CD1304	<b>Latch Upper</b>	No Kit for Upper	
<b>Bonanza F33A,F33C</b>	70-Mid 73	CE290-CE436 (No 418), CJ26-39		<b>B35LC5080</b>	#5 AirLoc® - Gills Only - Includes Grommets
<b>Bonanza F33A,F33C</b>	Mid 73-94	CE418, CE436-On, CJ40-On		<b>B35LC5100</b>	#5 AirLoc® - Gills Only - Includes Grommets
<b>Bonanza 36, A36</b>	68-73	E1-E424			
<b>Bonanza V35B</b>	70-82	D9069-10403	<b>Latch Upper</b>	No Kit for Upper	
<b>Bonanza A36</b>	73-87	E425 On	<b>B35LC5100</b>	#5 AirLoc® - Gills Only - Includes Grommets	
<b>A36TC,B36TC</b>	79-87	EA1-On	<b>Latch Upper</b>	No Kit for Upper	
			<b>B35LC5100</b>	#5 AirLoc® - Gills Only - Includes Grommets	

BEECHCRAFT MODEL	YEAR	SERIAL#	REPLACEMENT KIT	KIT DESCRIPTION
<b>Twin Bonanza B50</b>	52-62	H1-DH347	<b>B50-C1</b>	AirLoc®
<b>Baron 55,A55,B55,B55A</b> <b>Baron C55, D55, E55</b> <b>Baron 58</b>	61-82	TC1 On TE1 On TH1 On	<b>B55-C1</b>	Collared Slotted
			<b>B55-C1P</b>	Phillips
			<b>B55-NC</b>	<b>Option:</b> Lower Nose Cowling #5 ZLoc® (No later
			<b>B55-EP</b>	<b>Option:</b> Filter Access Panels #4 ZLoc® (B55
			<b>B55-NP1</b>	<b>Option:</b> Nacelle Panels #4 ZLoc®
			<b>B55-EPD</b>	<b>Option:</b> External Pwr Door #4 ZLoc®
			<b>B55-RAD</b>	<b>Option:</b> Radome #5 ALoc®
			<b>B55-BD</b>	<b>Option:</b> Bag Door #5 ALoc® Wing (TE-1 -
			<b>B55-FG</b>	<b>Option:</b> Fuel Gage Panels #5 ALoc® (Not all
			<b>B55-AFP</b>	<b>Option:</b> Aft Fuselage Panel #5 ALoc® (Not all
			<b>B55-AS1</b>	<b>Option:</b> Air Scoop (TE1 - TE1078, TH1 - TH740, No B55)
			<b>B55-AS2</b>	<b>Option:</b> Air Scoop (TE1079 Up, TH741 Up, No B55)
<b>Baron 58P</b> <b>Baron 58TC</b>	76-86	TJ3 On TK1 On	<b>B55-C2</b>	Collared Slotted
			<b>B55-C2P</b>	Phillips
			<b>B55-NP1</b>	<b>Option:</b> Nacelle Panels #4 ZLoc®
			<b>B55-EPD</b>	<b>Option:</b> External Pwr Door #4 ZLoc®
			<b>B55-RAD</b>	<b>Option:</b> Radome #5 ALoc®
			<b>B58P-AS1</b>	<b>Option:</b> Air Scoops #4 ZLoc®
<b>Baron 56</b>	67-71	TG1-TG94	<b>B56-C1</b>	Collared Slotted
			<b>B56-C1P</b>	Phillips
			<b>B55-NC</b>	<b>Option:</b> Lower Nose Cowling #5 ZLoc®
			<b>B55-NP2</b>	<b>Option:</b> Nacelle Panels #2 ALoc®
			<b>B55-EPD</b>	<b>Option:</b> External Pwr Door #4 ZLoc®
			<b>B55-RAD</b>	<b>Option:</b> Radome #5 ALoc®
			<b>B55-AS3</b>	<b>Option:</b> Air Scoops #2 and #5 ALoc®
<b>Duke 60,A60</b> <b>Duke B60</b>	68-73	P4-P246	<b>B60-C1</b>	Collared Slotted
	74-82	P247-597	<b>B60-C1P</b>	Phillips
			<b>B60-LP1S</b>	<b>Option:</b> Lower Panels - Slotted P4-P144
			<b>B60-LP1P</b>	<b>Option:</b> Lower Panels - Phillips P4-P144
			<b>B60-LP2S</b>	<b>Option:</b> Lower Panels - Slotted P145-P247
			<b>B60-LP2P</b>	<b>Option:</b> Lower Panel - Phillips P145-P247
<b>Dutchess B76</b>	78-82	ME1-ME437	<b>B76-C1</b>	Collared Slotted
			<b>B76-C1P</b>	Phillips
<b>Travelair 95</b>	58-68	TD2-TD722	<b>B95-C1</b>	AirLoc®

PIPER MODEL	YEAR	SERIAL#	REPLACEMENT KIT	KIT DESCRIPTION
PA-18 Super Cub	50-83	105HP	PA18-C1	Eng Side Panels Slotted
		125HP	PA18-C2	Eng Side Panels Slotted
		Continental	PA18-C3	Eng Side Panels Slotted
PA23-150 Apache	54-57	23-5 - 1163	PA23-C1	Slotted
PA23-160 Apache	58-62	23-1164 - 2040	PA23-C1P	Phillips
PA23-235 Apache PA23-250 Aztec, B	62-65	27-505 - 622	PA23-C2	Slotted
			PA23-C2P	Phillips
			PA-NP1S	Option: Nose Panels Apache/Aztec No Six Place
			PA-NP1P	Option: Nose Panels Apache/Aztec No Six Place
	60-64	27-1 - 2504	PA-NP2S	Option: Nose Panels Aztec Six Place No Ice
			PA-NP2P	Option: Nose Panels Aztec Six Place No Ice
			PA-NP3S	Option: Nose Panels Aztec Six Place Ice Shields
			PA-NP3P	Option: Nose Panels Aztec Six Place Ice Shields
PA-FD1W	Option: Fuel Doors Winged			
PA23-250 Aztec Early C	64	27-2505 - 2736	PA23-C3	Southco® Slotted
			PA-NP2S	Option: Nose Panels Aztec Six Place No Ice
			PA-NP2P	Option: Nose Panels Aztec Six Place No Ice
			PA-NP3S	Option: Nose Panels Aztec Six Place Ice Shields
			PA-NP3P	Option: Nose Panels Aztec Six Place Ice Shields
			PA-FD1W	Option: Fuel Doors Winged
PA23-250 Aztec C-F	64-81	27-2737 thru 8154029	PA23-C4	Collared Slotted
			PA23-C4P	Phillips
			PA-NAC1S	Option: Nacelle Panels 27-4426, 27-4574 On
			PA-NAC1P	Option: Nacelle Panels 27-4426, 27-4574 On
			PA-NP2S	Option: Nose Panels Aztec Six Place No Ice
			PA-NP2P	Option: Nose Panels Aztec Six Place No Ice
			PA-NP3S	Option: Nose Panels Aztec Six Place Ice Shields
			PA-NP3P	Option: Nose Panels Aztec Six Place Ice Shields
PA-FD1W	Option: Fuel Doors Winged			
PA28-201T Turbo Dakota	79	28-7921002 - 7921091	PA28-C1	Collared Slotted
			PA28-C1P	Phillips
PA28R-201,T ArrowII,III	77-78	28R7635001 - 7803373	PA28-C1	Collared Slotted
PA28RT-201,T Arrow IV	79-87	28R7918001 - 86R8631001 On	PA28-C1P	Phillips

PIPER MODEL	YEAR	SERIAL#	REPLACEMENT KIT	KIT DESCRIPTION
PA30 Twin Comanche	63-65	30-1 thru 793, 799-901	PA30-C1	Southco®
			PA30-NP1	Nose Panel - Slotted Southco®
PA30 Twin Comanche	66-68	30-794 thru 798, 902 thru 2000	PA30-C2	Collared Slotted
PA39 Twin Comanche CR	70-72	39-1 - 152	PA30-C2P	Phillips
			PA30-NP1	<b>Option:</b> Nose Panel - Slotted Southco®
PA32-301 Saratoga	80-87	32-8006001 On	PA32-C1	Collared Slotted
PA32R-301T Saratoga	80-87	32R8029001 On	PA32-C1P	Phillips
PA34-200T Seneca II	75-78	34-7570001- 7870474	PA34-C2	Slotted
			PA34-C2P	Phillips
			PA34-OPTION-1S	<b>Option:</b> Turtleback - Slotted CLoc®
			PA34-OPTION-1P	<b>Option:</b> Turtleback - Phillips CLoc®
PA34-200T Seneca II	79-81	34-7970001 - 8170085	PA34-C3	Collared Slotted
PA34-220T Seneca III	81-93	34-8133001 - 8633020	PA34-C3P	Phillips
PA34-220T Seneca IV	94-96	34-48038 - 34-49000	PA34-OPTION-1S	<b>Option:</b> Turtleback - Slotted CLoc®
			PA34-OPTION-1P	<b>Option:</b> Turtleback - Phillips CLoc®
PA34-200T Seneca V	97-08	34-49001 On	PA34-C4	Collared Slotted
			PA34-C4P	Phillips
			PA34-OPTION-4S	Turtleback - Slotted CLoc®
			PA34-OPTION-4P	Turtleback - Phillips CLoc®
<b>PA42 Cheyenne - See PA31</b>				
PA44-180,T Seminole	79-82	44-7995001 thru 8207020	PA44-C1	Collared Slotted
			PA44-C1P	Phillips
PA46 Malibu	84-On	46-8408001 On	PA46-C1	Collared Slotted
			PA46-C1P	Phillips
PA60-700P Aerostar	83-84	60-8423001 On	PA700-C1	Collared Slotted
			PA700-C1P	Phillips

MITSUBISHI MODEL	YEAR	SERIAL#	REPLACEMENT KIT	KIT DESCRIPTION
MU2 B thru P	67-78	6 thru 459	MU2-C1	Collared Slotted
MU2 Solitaire	79-85		MU2-C1P	Phillips
MU2 Marquise	79-85	700 thru 1569	MU2-C2	Collared Slotted
			MU2-C2P	Phillips

MOONEY MODEL	YEAR	SERIAL#	REPLACEMENT KIT	KIT DESCRIPTION
Mark20A,B Super21	55-64	All	M20-BAT1P	Battery Access Panel - Phillips Southco®
M20C,D,E,F	1965	All	M20-C2	Collared Slotted
			M20-C2P	Phillips
			M20-BAT1S	Option: Battery Access Panel - Slotted South-
			M20-BAT1P	Option: Battery Access Panel - Phillips South-
M20C		All	M20-C3	Collared Slotted
M20E,F,G 66-78	66-78	All	M20-C3P	Phillips
M20C Ranger, M20E Chaparral, M20F Super21/Executive, M20G Statesman				
M201 M20J	77-84	24-0001-1458	M20-C5	Collared Slotted
			M20-C5P	Phillips
			M20-BAT1S	Option: Battery Access Panel - Slotted South-
			M20-BAT1P	Option: Battery Access Panel - Phillips South-
			M20-BP1S	Option: Belly Access Panel - Slotted CLoc®
			M20-BP1P	Option: Belly Access Panel - Phillips CLoc®
M201 M20J-L/M	77-87	24-1459 On	M20-C6	Collared Slotted
			M20-C6P	Phillips
			M20-BAT2S	Option: Battery Access Panel - Slotted CLoc®
			M20-BAT2P	Option: Battery Access Panel - Phillips CLoc®
			M20-BP1S	Option: Belly Access Panel - Slotted CLoc®
			M20-BP1P	Option: Belly Access Panel - Phillips CLoc®
M231 M20K-L/M	79-85	25-0001 On	M20-C6A	Collared Slotted
			M20-C6AP	Phillips
			M20-BAT1S	Option: Battery Access Panel - Slotted South-
			M20-BAT1P	Option: Battery Access Panel - Phillips South-
			M20-BP1S	Option: Belly Access Panel - Slotted CLoc®
			M20-BP1P	Option: Belly Access Panel - Phillips CLoc®
M252 TSE M20K	85-On	25-1000 On	M20-C7	Collared Slotted
			M20-C7P	Phillips
			M20-BAT2S	Option: Battery Access Panel - Slotted CLoc®
			M20-BAT2P	Option: Battery Access Panel - Phillips CLoc®

AERO COMMANDER	YEAR	SERIAL#	REPLACEMENT KIT	KIT DESCRIPTION
500,520,560,720	52-60	All	AC500-C1	Collared Slotted
680, 680E Round Cowl			AC500-C1P	Phillips

AERO COMMANDER	YEAR	SERIAL#	REPLACEMENT KIT	KIT DESCRIPTION
<b>500A,B,U,560F,680</b>	60-69	All	<b>AC500-C2</b>	Collared Slotted
<b>560FP,FL,FLP Flat Cowl</b>			<b>AC500-C2P</b>	Phillips
<b>685</b>	72-74	12000 - 12066	<b>AC500-C2A</b>	Collared Slotted
			<b>AC500-C2AP</b>	Phillips
<b>690</b>	72-85	1101 thru 11565, 15001 thru 15042	<b>AC500-C4</b>	Collared Slotted
			<b>AC500-C4P</b>	Phillips
<b>695</b>	80-85	95000 thru 95084, 96000 thru 96208	<b>AC690-NA1S</b>	<b>Option:</b> Nose Access Panel - Slotted
			<b>AC690-NA1P</b>	<b>Option:</b> Nose Access Panel - Phillips





A E R O S P A C E F A S T E N E R S

**Trim & Fuel Tank Kits**

CESSNA MODEL	YEAR	SERIAL#	TRIM KIT	FUEL TANK KIT
C120/140		All	C-120/140	None
C150		17001-79406	C-150/152	C150-FT1 C150-FTLR
A150 K-M Aerobat (and Commuter)	70-77			
C152	78-85	79406-86035		
A152	78-86	0735-1049		
C170		All	C-170	None
C172-172 G-Q	56-On	28000-On	C-172/172RG	C172-FT1
Hawk XP,XPII	77-81	R172-2000-3454		
Cutlass RG	80-85	All		
C172R	1996-On	80001 On		
C172S		8001 On		
C175	58-62	55001-57119	C-172/172RG	C172-FT1
C177 A, B & RG	71-81	All	C-177/177RG	None
C180	53-62	30000-51183	C-180/185	C180-FT1
C180	63-78	51184-53000	C-180/185	C180-FT2
C185	61-78	0001-03683		
C180	79-81	53001-53203	C-180/185	C180-FT2 or FT3
C185	79-85	03684-On		
C182 A-D	53-61	33000-53598	C-182/182RG	C182-FT1
C182 E-Q	62-78	53599-61425	C-182/182RG	C182-FT2
				C182-FT2LR
C182 Q, R	79-86	66591-On	C-182/182RG	C182-FT3
T182 R,TR,RG	78-86	All	C-182/182RG	None
C182 S	97-00	80004-80944 Non-Turbo		
C182 T	01-On	8001-On Non-Turbo		

CESSNA MODEL	YEAR	SERIAL#	TRIM KIT	FUEL TANK KIT
182T	01-On	80945 On Turbo	<b>C-182/182RG</b>	None
T182T	01-On	8001 On Turbo		
<b>C188 Agwagon</b>	66-83	All	<b>C-Agwagon</b>	None
<b>C205</b>	63-64	0001-0577	<b>C-206/207</b>	<b>C206-FT1</b> <b>C206-FT1LR</b>
<b>C206</b>	64	0001-0275		
<b>U,TU206</b>	65-84	0276-06846		
<b>P,TP206</b>	65-70	091-0647		
<b>U206,TU</b>	85-86	06847-On		
<b>C206, T206</b>	97-On	08000-On		
<b>C207, T207</b>	69-84	All		
<b>C208</b>	85-On	All	<b>C-208</b>	None
<b>C210 A</b>	60-61	57001-57840	<b>C-210</b>	<b>C210-FT1</b>
<b>C210 B-F</b>	62-66	57841-58818	<b>C-210</b>	<b>C210-FT2</b>
<b>T210 F</b>	66	0001-0197		<b>C210-FT2LR</b>
<b>C210 G-J</b>	67-69	58819-59199	<b>C-210</b>	<b>C210-FT3</b>
<b>T210 G-J</b>	67-69	0198-0454		
<b>C210 K-N</b>	70-81	59200-64535 No Air Cond.	<b>C-210</b>	<b>C210-FT4</b>
<b>C210 L-N</b>	74-84	60090-64897 With Air Cond.		
<b>C210, T210 N</b>	74-84	60090-64897		
<b>P210 N</b>	78-83	0001-00834		
<b>T210 R (Turbo)</b>	85-86			
<b>P210 R</b>	85-86	0835-0874		
<b>C210 R (Non Turbo)</b>	85-86	64898-65009		
<b>C310</b>	55-63	35000-35546	<b>C-310-1</b>	<b>C310-FT1</b>
<b>C310 B-K</b>	58-66	35655-39299	<b>C-310-2</b>	<b>C310-FT1</b>
<b>C310 L-N</b>	67-68	N0001-N0198 Non Turbo	<b>C-310-2</b>	<b>C310-FT2</b>
<b>C310 P-R</b>	69-81	P0001-R2140 Non Turbo		
		All Turbo		
<b>C320 A-E SkyKnight</b>	62-68	All	<b>C-310-2</b>	<b>C310-FT3</b>
<b>C310 P-R</b>	69-81	P0001-R2140		
		All Turbo		
<b>C336 Skymaster 63-64</b>	63-64	0001-0195 Fixed Gear	<b>C-336/337</b>	<b>C337-FT1</b>
<b>C337 Skymaster 65-80</b>	65-80	0002-01951		
<b>C337 P</b>		0001-0356		
<b>C340 A</b>	All		<b>C-335/340</b>	<b>C340-FT1</b>

CESSNA MODEL	YEAR	SERIAL#	TRIM KIT	FUEL TANK KIT
<b>C401, 402 A, B</b>		All	<b>C-401/402</b>	<b>C400-FT1</b>
<b>C402 C</b>	79-85	402C0001-0808	<b>C-401/402</b>	<b>C402C-FT1</b>
<b>C404 Titan</b>	77-81	0001-0859	<b>C-401/402</b>	None
<b>C411</b>	65-68	0002-0300	<b>C-411/414</b>	<b>C411-FT1</b>
<b>C414, C414 II</b>	70-77	0001-0965		
<b>C414 A Chancellor</b>		0001-1212	<b>C-411/414</b>	<b>C414-FT2</b>
<b>C414 A III</b>	78-85			
<b>C421 A, B</b>	68-75	0001-0970	<b>C-421</b>	<b>C400-FT1</b>
<b>C421 C Golden Eagle</b>	76-85	0001-1807		

BEECHCRAFT MODEL	YEAR	SERIAL#	TRIM KIT	FUEL TANK KIT
<b>Musketeer23</b>	63-66	M1-900	<b>BE-Musketeer</b>	None
<b>Musketeer23 A,B</b>	66-69	M901-1284		
<b>Musketeer24</b>	66-69	MA1-363		
<b>Sport150</b>	66-69	MB1-480		
<b>Musketeer23 C</b>	70-On	M1285-1361		
<b>Musketeer24</b>	70	MA364-On		
<b>Sport150</b>	70-78	MB481-905		
<b>Sundowner 180</b>	72-83	M1362-2392		
<b>Sierra 200</b>	70-83	MC2-795		
<b>Debonair33 A-C</b>	60-67	CD1-CD1234	<b>BE-Bonanza</b>	None
<b>Debonair C33A, E33A</b>	66-69	CE1-CE289		
<b>Bonanza 35-N35</b>	47-61	D1-D6567		
<b>Bonanza N-V35A</b>	61-69	D6568-D9068		
<b>Bonanza F33,G33</b>	70-73	CD1235-CD1304		
<b>Bonanza F33A,F33C</b>	70-94	CE290-On, CJ26-On		
<b>Bonanza 36, A36</b>	68-87	E1-On		
<b>Bonanza V35B</b>	70-82	D9069-10403		
<b>A36TC, B36TC</b>	79-87	EA1-On		
<b>Baron 55,A55,B55,B55A</b>	61-82	TC1 On	<b>BE-Baron55</b>	None
<b>Baron C55, D55, E55</b>		TE1 On		
<b>Baron 58</b>		TH1 On		
<b>Baron 58P</b>	76-86	TJ3 On	<b>BE-Baron58</b>	None
<b>Baron 58TC</b>		TK1 On		
<b>Baron 56</b>	67-71	TG1-TG94		

BEECHCRAFT MODEL	YEAR	SERIAL#	TRIM KIT	FUEL TANK KIT
Duke 60, A60	68-73	P4-P246	<b>BE-Baron58</b>	None
Duke B60	74-82	P247-597		
King Air			<b>BE-Kingair</b>	None
Travelair 95	58-68	TD2-TD722	<b>BE-Travelair</b>	None

PIPER MODEL	YEAR	SERIAL#	TRIM KIT	FUEL TANK KIT
PA-J3 Cub	45-47		<b>PA-J3 Cub</b>	None
PA-11	47-49		<b>PA-Super Cub</b>	None
PA-12 Cruiser	46-47			
PA-14 Cruiser	48			
PA-16 Clipper	49			
PA-18 Super Cub	50-83			
PA-20 Pacer	50-54	20-3 thru 1121		
PA22 TriPacer	51-63	22-1 thru 9848		
PA23-150 Apache	54-57	23-5 thru 1163	<b>PA-Apache</b>	None
PA23-160 Apache	58-62	23-1164 thru 2040	<b>PA-Aztec</b>	None
PA23-235 Apache	62-65	27-505 thru 622		
PA23-250 Aztec, B-F	60-81	27-1 thru 8154029	<b>PA-Comanche</b>	None
PA24-180 Comanche	58-64	24-1 thru 3687		
PA24-250 Comanche	58-64	24-1 thru 3687		
PA24-260 Comanche B, C	65-68	24-4000 thru 5028 On	<b>PA-Pawnee</b>	None
PA25 Pawnee B, C, D	60-81	25-3 thru 8156001 On		
PA28-140 Cherokee	64-77	28-20001 thru 7725290	<b>PA-140-235</b>	<b>PA28-FT1</b>
PA28-150/160 Cherokee	62-67	28-1 thru 4377 On		
PA28-151 Warrior	74-77	28-7415001 thru 7715314		
PA28-161 Warrior	77-86	28-7716001 thru 16099 On		
PA28-180 Cherokee	63-75	28-671 thru 7505259		
PA28-235 Charger, Pathf	68-77	28-11040 thru 7710089		
PA28R-180 Arrow	67-71	28-30004 thru 7135229		
PA28R-200 Arrow	72-76	28R723500 thru 7635545		
PA28R-201, T ArrowII, III	77-78	28R7635001 thru 7803373		
PA28RT-201, T Arrow IV	79-87	28R7918001 - On		
PA28-181 Archer	76-87	28-7690001 thru 8690021	<b>PA-Warrior</b>	<b>PA28-FT2</b>
PA28-201T Turbo Dakota	79	28-7921002 thru 7921091		
PA28-236 Dakota	79-87	28-7911001 thru 8611004 On		

CESSNA MODEL	YEAR	SERIAL#	TRIM KIT	FUEL TANK KIT
PA30 Twin Comanche	63-65	30-1 thru 793, 799-901	PA-T Comanche	None
PA30 Twin Comanche	66-68	30-794 thru 798, 902 thru 2000		
PA39 Twin Comanche CR	70-72	39-1 thru 152		
PA31-300,310,325 Navajo	67-84	31-2 On	PA-Navajo	None
PA31-350 Chieftain	73-84	31-7305001 thru 8452023		
PA31P Press Navajo	70-77	31P-3 thru 7730012		
PA31T Cheyenne I, II, III	48-84	31T-7804001 On	PA-Cheyenne	None
PA42-720 Cheyenne III	80-87	42-7801001 On		
PA32-260 Cherokee 6	65-78	32-1 thru 7800008	PA-Cherokee Six	PA32-FT1
PA32-300 Cherokee 6	65-78	32-40000 thru 780222		
PA32-300 Cherokee	79	32-7940001 Up	PA-Cherokee Six	PA32-FT2
PA32R-300, Lance	76-79	32R7680001 thru 7987126	PA-Cherokee Six	PA32-FT3
PA32R-300T Lance T Tail	78-79	32R-7885001 Up	PA-Cherokee Six	PA32-FT4
PA32R-300T Turbo Lance T Tail		32R-7887001 Up		
PA32-301 Saratoga	80-87	32-8006001 On	PA-Cherokee Six	PA32-FT5
PA32R-301T Saratoga	80-87	32R8029001 On		
PA34-200 Seneca	72-74	34-7250001 thru 7450220	PA-Seneca	PA34-FT1
PA34-200T Seneca II	75-78	34-7570001-7870474	PA-Seneca	PA34-FT2
PA34-200T Seneca II	79-81	34-7970001 thru 8170085		
PA34-220T Seneca III	81-93	34-8133001 thru 8633020 On		
PA34-220T Seneca IV	94-96	34-48038 thru 34-49000		
PA34-200T Seneca V	97-08	34-49001 On		
PA36 Pawnee, Brave	73-83	36-7360001 thru 8302025	PA-Pawnee	None
PA38-112 Tomahawk	78-82	38-78A0001 thru 82A0122	PA-Tomahawk	None
PA44-180, T Seminole	79-82	44-7995001 thru 8207020	PA-Seminole	None
PA46 Malibu	84-On	46-8408001 On	PA-Malibu	None
PA60-600/601/602 Aerostar	69-83	60-0001 On	PA-Aerostar	None
PA60-700P Aerostar	83-84	60-8423001 On		

MITSUBISHI MODEL	YEAR	SERIAL#	TRIM KIT	FUEL TANK KIT
MU2 B thru P	67-78	6 thru 459	MU2	MU2-FT1
MU2 Solitaire	79-85			
MU2 Marquise	79-85	700 thru 1569		

MOONEY MODEL	YEAR	SERIAL#	TRIM KIT	FUEL TANK KIT
Mark20 A, B Super21	55-64	All	M-20B	None
M20 C, D, E, F	65	All	M-20C/D	None
			M-20E/G	None
M20 C		All	M-20C/D	None
M20 E, F, G	66-78	All	M-20E/G	None
M20C Ranger				
M20E Chaparral				
M20F Super21/Executive				
M20G Statesman				
M201 M20J 77-84		24-0001-1458	M-201/231	None
M201 M20J-L/M 77-87		24-1459 On		
M231 M20K-L/M 79-85		25-0001 On		
M252 TSE M20K 85 On		25-1000 On	M-252	None

AERO COMMANDER MODEL	YEAR	SERIAL#	TRIM KIT	FUEL TANK KIT
500, 520, 560, 720		All	R-Commander 500	None
680, 680E Round Cowl	52-60			
500A, B, U, 560F,680		All		
560FP, FL, FLP Flat Cowl	60-69			
685	72-74	12000 thru 12066		
500S	68-80	1755 thru 3327		
690	72-85	1101 thru 11565, 15001 thru 15042		
695	80-85	95000 thru 95084, 96000 thru 96208		

OTHER AIRCRAFT	YEAR	SERIAL#	TRIM KIT	FUEL TANK KIT
Bel-Citabria			Bel-Citabria	None
Bel-Scout			Bel-Scout	None
Bel-Viking			Bel-Viking	None
Ercoupe			Ercoupe	None
G-AA1/AA1B			G-AA1/AA1B	None
G-Ag Cat			G-Ag Cat	None
G-Tiger			G-Tiger	None
Lake Amp			Lake Amp	None



A E R O S P A C E F A S T E N E R S

## Vans RV Fastener Kits

2020 Kits Include Diamondhead® Fasteners, High Shear Anti-Float Grommets, SK-RVFS1 Interlocking Flanges, SK-RVC1 Cleko Adapters, Rivet Kit.




KIT W/FLANGE	KIT W/O FLANGE	DESCRIPTION	STUDS	WEIGHT/LBS.
<b>RV4J-C1S</b>	<b>RV4-C1S</b>	Vans RV4 - Complete Kit	38 Collared Slotted Fasteners	1.919
<b>RV4J-C1P</b>	<b>RV4-C1P</b>	Vans RV4 - Complete Kit	Phillips	
<b>RV4J-C1S-U</b>	<b>RV4-C1S-U</b>	Vans RV4 - Upper (FW/Side) Kit	30 Collared Slotted Fasteners	1.515
<b>RV4J-C1P-U</b>	<b>RV4-C1P-U</b>	Vans RV4 - Upper (FW/Side) Kit	Phillips	
<b>RV4J-C1S-F</b>	<b>RV4-C1S-F</b>	Vans RV4 - Complete Firewall Kit	18 Collared Slotted Fasteners	0.909
<b>RV4J-C1P-F</b>	<b>RV4-C1P-F</b>	Vans RV4 - Complete Firewall Kit	Phillips	
<b>RV4J-C1S-UF</b>	<b>RV4-C1S-UF</b>	Vans RV4 - Upper Firewall Kit	10 Collared Slotted Fasteners	0.505
<b>RV4J-C1P-UF</b>	<b>RV4-C1P-UF</b>	Vans RV4 - Upper Firewall Kit	Phillips	
<b>RV4J-C1S-S</b>	<b>RV4-C1S-S</b>	Vans RV4 - Side Kit	20 Collared Slotted Fasteners	1.010
<b>RV4J-C1P-S</b>	<b>RV4-C1P-S</b>	Vans RV4 - Side Kit	Phillips	
<b>RV4J-C1S-C</b>	<b>RV4-C1S-C</b>	Vans RV4 - Cheek Cowl Kit	8 Collared Slotted Fasteners	0.404
<b>RV4J-C1P-C</b>	<b>RV4-C1P-C</b>	Vans RV4 - Cheek Cowl Kit	Phillips	
<b>RV8J-C1S</b>	<b>RV8-C1S</b>	Vans RV8 - Complete Kit	50 Collared Slotted Fasteners	2.525
<b>RV8J-C1P</b>	<b>RV8-C1P</b>	Vans RV8 - Complete Kit	Phillips	
<b>RV8J-C1S-U</b>	<b>RV8-C1S-U</b>	Vans RV8 - Upper (FW/Side) Kit	34 Collared Slotted Fasteners	1.717
<b>RV8J-C1P-U</b>	<b>RV8-C1P-U</b>	Vans RV8 - Upper (FW/Side) Kit	Phillips	
<b>RV8J-C1S-F</b>	<b>RV8-C1S-F</b>	Vans RV8 - Complete Firewall Kit	30 Collared Slotted Fasteners	1.515
<b>RV8J-C1P-F</b>	<b>RV8-C1P-F</b>	Vans RV8 - Complete Firewall Kit	Phillips	
<b>RV8J-C1S-UF</b>	<b>RV8-C1S-UF</b>	Vans RV8 - Upper Firewall Kit	14 Collared Slotted Fasteners	0.707
<b>RV8J-C1P-UF</b>	<b>RV8-C1P-UF</b>	Vans RV8 - Upper Firewall Kit	Phillips	
<b>RV8J-C1S-S</b>	<b>RV8-C1S-S</b>	Vans RV8 - Side Kit	20 Collared Slotted Fasteners	1.010
<b>RV8J-C1P-S</b>	<b>RV8-C1P-S</b>	Vans RV8 - Side Kit	Phillips	
<b>RV679J-C1S</b>	<b>RV679-C1S</b>	Vans RV6,7,9,12 - Complete Kit	52 Collared Slotted Fasteners	2.626
<b>RV679J-C1P</b>	<b>RV679-C1P</b>	Vans RV6,7,9,12 - Complete Kit	Phillips	
<b>RV679J-C1S-U</b>	<b>RV679-C1S-U</b>	Vans RV6,7,9,12 - Upper (FW/Side) Kit	36 Collared Slotted Fasteners	1.818
<b>RV679J-C1P-U</b>	<b>RV679-C1P-U</b>	Vans RV6,7,9,12 - Upper (FW/Side) Kit	Phillips	

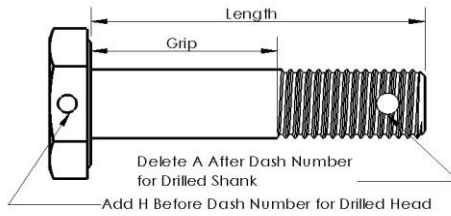
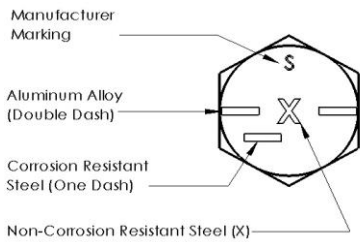
KIT W/FLANGE	KIT W/O FLANGE	DESCRIPTION	STUDS	WEIGHT/LBS.
<b>RV679J-C1S-F</b>	<b>RV679-C1S-F</b>	Vans RV6,7,9,12 - Complete Firewall Kit	32 Collared Slotted Fasteners	1.616
<b>RV679J-C1P-F</b>	<b>RV679-C1P-F</b>	Vans RV6,7,9,12 - Complete Firewall Kit	Phillips	
<b>RV679J-C1S-UF</b>	<b>RV679-C1S-UF</b>	Vans RV6,7,9,12 - Upper Firewall Kit	17 Collared Slotted Fasteners	0.808
<b>RV679J-C1P-UF</b>	<b>RV679-C1P-UF</b>	Vans RV6,7,9,12 - Upper Firewall Kit	Phillips	
<b>RV679J-C1S-S</b>	<b>RV679-C1S-S</b>	Vans RV6,7,9,12 - Side Kit	20 Collared Slotted Fasteners	1.010
<b>RV679J-C1P-S</b>	<b>RV679-C1P-S</b>	Vans RV6,7,9,12 - Side Kit	Phillips	
<b>RV1014J-C1S</b>	<b>RV1014-C1S</b>	Vans RV10,14 - Complete Kit	62 Collared Slotted Fasteners	3.131
<b>RV1014J-C1P</b>	<b>RV1014-C1P</b>	Vans RV10,14 - Complete Kit	Phillips	
<b>RV1014J-C1S-U</b>	<b>RV1014-C1S-U</b>	Vans RV10,14 - Upper (FW/Side) Kit	45 Collared Slotted Fasteners	2.273
<b>RV1014J-C1P-U</b>	<b>RV1014-C1P-U</b>	Vans RV10,14 - Upper (FW/Side) Kit	Phillips	
<b>RV1014J-C1S-F</b>	<b>RV1014-C1S-F</b>	Vans RV10,14 - Complete Firewall Kit	36 Collared Slotted Fasteners	1.818
<b>RV1014J-C1P-F</b>	<b>RV1014-C1P-F</b>	Vans RV10,14 - Complete Firewall Kit	Phillips	
<b>RV1014J-C1S-UF</b>	<b>RV1014-C1S-UF</b>	Vans RV10,14 - Upper Firewall Kit	19 Collared Slotted Fasteners	0.960
<b>RV1014J-C1P-UF</b>	<b>RV1014-C1P-UF</b>	Vans RV10,14 - Upper Firewall Kit	Phillips	
<b>RV1014J-C1S-S</b>	<b>RV1014-C1S-S</b>	Vans RV10,14 - Side Kit	26 Collared Slotted Fasteners	1.313
<b>RV1014J-C1P-S</b>	<b>RV1014-C1P-S</b>	Vans RV10,14 - Side Kit	Phillips	

RV KIT	DESCRIPTION	STUDS	WEIGHT/LBS.
<b>LANCAIR-C1S</b>	Lancair - Complete Kit	62 Collared Slotted Fasteners (Inc SK2800S)	0.000
<b>LANCAIR-C1P</b>	Lancair - Complete Kit	Phillips (Inc SK28S3S around gear well)	
<b>LANCAIR-C1S-U</b>	Lancair - Upper Cowl Kit	45 Collared Slotted Fasteners	0.000
<b>LANCAIR-C1P-U</b>	Lancair - Upper Cowl Kit	Phillips	
<b>LANCAIR-C1S-F</b>	Lancair - Firewall Kit	36 Collared Slotted Fasteners	0.000
<b>LANCAIR-C1P-F</b>	Lancair - Firewall Kit	Phillips	
<b>LANCAIR-C1S-UF</b>	Lancair - Upper Firewall Kit	19 Collared Slotted Fasteners	0.000
<b>LANCAIR-C1P-UF</b>	Lancair - Upper Firewall Kit	Phillips	
<b>LANCAIR-C1S-S</b>	Lancair - Side Kit	26 Collared Slotted Fasteners	0.000
<b>LANCAIR-C1P-S</b>	Lancair - Side Kit	Phillips	

OPTIONS	DESCRIPTION	
<b>RV-OD1</b>	Oil Door Winged Fasteners (Skytanium®)	2 ea ZG2600-1W, SK213-2, Drill Template
<b>RV-OD2</b>	Oil Door SK28S3 Flush Fasteners (Stainless)	2 ea SK28S3-2S, SK213-2, Drill Template
<b>SKYBEAM-40</b>	Composite Reinforcement Strip 3"x40"	Per Strip
<b>SK-RVFS1</b>	Inter-connecting Flange (Patent Pending)	1ea Flange
<b>SK-RVC</b>	Cleko insert with no Magnet	1ea Insert
<b>SK-RVCI</b>	Cleko insert with Magnet	1ea Insert
<b>SK-RVC114</b>	Clecko Insert with Magnet Kit (RV3,4,8)	14 Sets
<b>SK-RVC119</b>	Clecko Insert with Magnet Kit (RV6,7,9,10)	19 Sets

# AN-MS-NAS Aircraft Hardware





**Steel**  
Undrilled - Drilled Shank

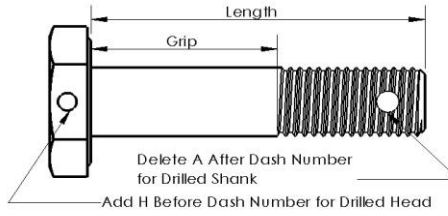
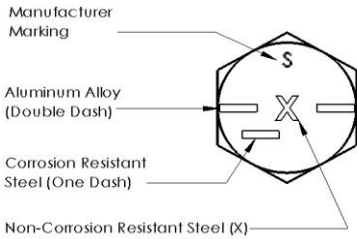
## AN3 thru AN20 - AIRFRAME BOLTS

Steel - Cadmium plated per QQ-P-416, Type II, Class 3.

Minimum Tensile Strength (Steel and CRES) - 125,000psi. See Chart

(3/16) #1032 (.186-.189) <b>AN3</b> AN42 AN42B				1/4-28 (.246-.249) <b>AN4</b> AN43 AN43B				5/16-24 (.309-.312) <b>AN5</b> AN44 AN45			
Dash# Drilled	Dash# UnDrilled	Grip ±1/64	Length +1/32 -1/64	Dash# Drilled	Dash# UnDrilled	Grip ±1/64	Length +1/32 -1/64	Dash# Drilled	Dash# UnDrilled	Grip ±1/64	Length +1/32 -1/64
AN3-3	AN3-3A	1/16	15/32	AN4-3	AN4-3A	1/16	15/32	AN5-4	AN5-4A	1/16	19/32
AN3-4	AN3-4A	1/8	17/32	AN4-4	AN4-4A	1/16	17/32	AN5-5	AN5-5A	3/16	23/32
AN3-5	AN3-5A	1/4	21/32	AN4-5	AN4-5A	3/16	21/32	AN5-6	AN5-6A	5/16	27/32
AN3-6	AN3-6A	3/8	25/32	AN4-6	AN4-6A	5/16	25/32	AN5-7	AN5-7A	7/16	31/32
AN3-7	AN3-7A	1/2	29/32	AN4-7	AN4-7A	7/16	29/32	AN5-10	AN5-10A	9/16	1-3/32
AN3-10	AN3-10A	5/8	1-1/32	AN4-10	AN4-10A	9/16	1-1/32	AN5-11	AN5-11A	11/16	1-7/32
AN3-11	AN3-11A	3/4	1-5/32	AN4-11	AN4-11A	11/16	1-5/32	AN5-12	AN5-12A	13/16	1-11/32
AN3-12	AN3-12A	7/8	1-9/32	AN4-12	AN4-12A	13/16	1-9/32	AN5-13	AN5-13A	15/16	1-15/32
AN3-13	AN3-13A	1	1-13/32	AN4-13	AN4-13A	15/16	1-13/32	AN5-14	AN5-14A	1-1/16	1-19/32
AN3-14	AN3-14A	1-1/8	1-17/32	AN4-14	AN4-14A	1-1/16	1-17/32	AN5-15	AN5-15A	1-3/16	1-23/32
AN3-15	AN3-15A	1-1/4	1-21/32	AN4-15	AN4-15A	1-3/16	1-21/32	AN5-16	AN5-16A	1-5/16	1-27/32
AN3-16	AN3-16A	1-3/8	1-25/32	AN4-16	AN4-16A	1-5/16	1-25/32	AN5-17	AN5-17A	1-7/16	1-31/32
AN3-17	AN3-17A	1-1/2	1-29/32	AN4-17	AN4-17A	1-7/16	1-29/32	AN5-20	AN5-20A	1-9/16	2-3/32
AN3-20	AN3-20A	1-5/8	2-1/32	AN4-20	AN4-20A	1-9/16	2-1/32	AN5-21	AN5-21A	1-11/16	2-7/32
AN3-21	AN3-21A	1-3/4	2-5/32	AN4-21	AN4-21A	1-11/16	2-5/32	AN5-22	AN5-22A	1-13/16	2-11/32
AN3-22	AN3-22A	1-7/8	2-9/32	AN4-22	AN4-22A	1-13/16	2-9/32	AN5-23	AN5-23A	1-15/16	2-15/32
AN3-23	AN3-23A	2	2-13/32	AN4-23	AN4-23A	1-15/16	2-13/32	AN5-24	AN5-24A	2-1/16	2-19/32
AN3-24	AN3-24A	2-1/8	2-17/32	AN4-24	AN4-24A	2-1/16	2-17/32	AN5-25	AN5-25A	2-3/16	2-23/32
AN3-25	AN3-25A	2-1/4	2-21/32	AN4-25	AN4-25A	2-3/16	2-21/32	AN5-26	AN5-26A	2-5/16	2-27/32
AN3-26	AN3-26A	2-3/8	2-25/32	AN4-26	AN4-26A	2-5/16	2-25/32	AN5-27	AN5-27A	2-7/16	2-31/32
AN3-27	AN3-27A	2-1/2	2-29/32	AN4-27	AN4-27A	2-7/16	2-29/32	AN5-30	AN5-30A	2-9/16	3-3/32
AN3-30	AN3-30A	2-5/8	3-1/32	AN4-30	AN4-30A	2-9/16	3-1/32	AN5-31	AN5-31A	2-11/16	3-7/32
AN3-31	AN3-31A	2-3/4	3-5/32	AN4-31	AN4-31A	2-11/16	3-5/32	AN5-32	AN5-32A	2-13/16	3-11/32
AN3-32	AN3-32A	2-7/8	3-9/32	AN4-32	AN4-32A	2/13/16	3-9/32	AN5-33	AN5-33A	2-15/16	3-15/32
AN3-33	AN3-33A	3	3-13/32	AN4-33	AN4-33A	2-15/16	3-13/32	AN5-34	AN5-34A	3-1/16	3-19/32
AN3-34	AN3-34A	3-1/8	3-17/32	AN4-34	AN4-34A	3-1/16	3-17/32	AN5-35	AN5-35A	3-3/16	3-23/32
AN3-35	AN3-35A	3-1/4	3-21/32	AN4-35	AN4-35A	3-3/16	3-21/32	AN5-36	AN5-36A	3-5/16	3-27/32
AN3-36	AN3-36A	3-3/8	3-25/32	AN4-36	AN4-36A	3-5/16	3-25/32	AN5-37	AN5-37A	3-7/16	3-31/32
AN3-37	AN3-37A	3-1/2	3-29/32	AN4-37	AN4-37A	3-7/16	3-29/32	AN5-40	AN5-40A	3-9/16	4-3/32
AN3-40	AN3-40A	3-5/8	4-1/32	AN4-40	AN4-40A	3-9/16	4-1/32	AN5-41	AN5-41A	3-11/16	4-7/32
AN3-41	AN3-41A	3-3/4	4-5/32	AN4-41	AN4-41A	3-11/16	4-5/32	AN5-42	AN5-42A	3-13/16	4-11/32
AN3-42	AN3-42A	3-7/8	4-9/32	AN4-42	AN4-42A	3-13/16	4-9/32	AN5-43	AN5-43A	3-15/16	4-15/32
AN3-43	AN3-43A	4	4-13/32	AN4-43	AN4-43A	3-15/16	4-13/32	AN5-44	AN5-44A	4-1/16	4-19/32
AN3-44	AN3-44A	4-1/8	4-17/32	AN4-44	AN4-44A	4-1/16	4-17/32	AN5-45	AN5-45A	4-3/16	4-23/32
AN3-45	AN3-45A	4-1/4	4-21/32	AN4-45	AN4-45A	4-3/16	4-21/32	AN5-46	AN5-46A	4-5/16	4-27/32
AN3-46	AN3-46A	4-3/8	4-25/32	AN4-46	AN4-46A	4-5/16	4-25/32	AN5-47	AN5-47A	4-7/16	4-31/32
AN3-47	AN3-47A	4-1/2	4-29/32	AN4-47	AN4-47A	4-7/16	4-29/32	AN5-50	AN5-50A	4-9/16	5-3/32
AN3-50	AN3-50A	4-5/8	5-1/32	AN4-50	AN4-50A	4-9/16	5-1/32	AN5-51	AN5-51A	4-11/16	5-7/32
AN3-51	AN3-51A	4-3/4	5-5/32	AN4-51	AN4-51A	4-11/16	5-5/32	AN5-52	AN5-52A	4-13/16	5-11/32
AN3-52	AN3-52A	4-7/8	5-9/32	AN4-52	AN4-52A	4/13/16	5-9/32	AN5-53	AN5-53A	4-15/16	5-15/32
AN3-53	AN3-53A	5	5-13/32	AN4-53	AN4-53A	4-15/16	5-13/32	AN5-54	AN5-54A	5-1/16	5-19/32
AN3-54	AN3-54A	5-1/8	5-17/32	AN4-54	AN4-54A	5-1/16	5-17/32	AN5-55	AN5-55A	5-3/16	5-23/32
AN3-55	AN3-55A	5-1/4	5-21/32	AN4-55	AN4-55A	5-3/16	5-21/32	AN5-56	AN5-56A	5-5/16	5-27/32
AN3-56	AN3-56A	5-3/8	5-25/32	AN4-56	AN4-56A	5-5/16	5-25/32	AN5-57	AN5-57A	5-7/16	5-31/32
AN3-57	AN3-57A	5-1/2	5-29/32	AN4-57	AN4-57A	5-7/16	5-29/32	AN5-60	AN5-60A	5-9/16	6-3/32
AN3-60	AN3-60A	5-5/8	6-1/32	AN4-60	AN4-60A	5-9/16	6-1/32				

	AN3	AN4	AN5
Washer	AN960-10	AN960-416	AN960-516
Nut	MS20365-1032A	MS20365-428A	MS20365-524A
Cotter Pin	AN380-2-1	AN380-2-2	AN380-2-2
Hole	1/16	1/16	1/16



**Steel**  
Un drilled - Drilled Shank

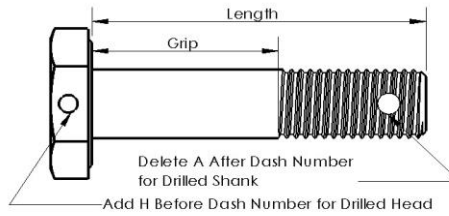
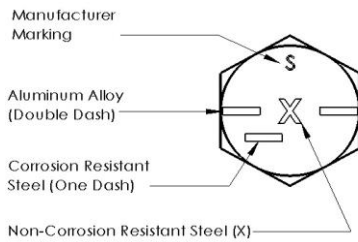
## AN6 thru AN8 - AIRFRAME BOLTS

Steel - Cadmium plated per QQ-P-416, Type II, Class 3.

Minimum Tensile Strength (Steel and CRES) - 125,000psi. See Chart

3/8-24 (.371-.374) <b>AN6</b> <b>AN46</b>				7/16-20 (.433-.437) <b>AN7</b> <b>AN47</b>				1/2-20 (.495-.499) <b>AN8</b> <b>AN48</b>			
Dash# Drilled	Dash# UnDrilled	Grip ±1/64	Length +1/32 -1/64	Dash# Drilled	Dash# UnDrilled	Grip ±1/64	Length +1/32 -1/64	Dash# Drilled	Dash# UnDrilled	Grip ±1/64	Length +1/32 -1/64
AN6-5	AN6-5A	1/16	45/64	AN7-5	AN7-5A	1/16	23/32	AN8-6	AN8-6A	1/16	27/32
AN6-6	AN6-6A	3/16	53/64	AN7-6	AN7-6A	3/16	27/32	AN8-7	AN8-7A	3/16	31/32
AN6-7	AN6-7A	5/16	61/64	AN7-7	AN7-7A	5/16	31/32	AN8-10	AN8-10A	5/16	1-1/32
AN6-10	AN6-10A	7/16	1-5/64	AN7-10	AN7-10A	7/16	1-1/32	AN8-11	AN8-11A	7/16	1-7/32
AN6-11	AN6-11A	9/16	1-13/64	AN7-11	AN7-11A	9-16	1-7/32	AN8-12	AN8-12A	9/16	1-11/32
AN6-12	AN6-12A	11/16	1-21/64	AN7-12	AN7-12A	11/16	1-11/32	AN8-13	AN8-13A	11/16	1-15/32
AN6-13	AN6-13A	13/16	1-29/64	AN7-13	AN7-13A	13/16	1-15/32	AN8-14	AN8-14A	13/16	1-19/32
AN6-14	AN6-14A	15/16	1-37/64	AN7-14	AN7-14A	15/16	1-19/32	AN8-15	AN8-15A	15/16	1-23/32
AN6-15	AN6-15A	1-1/16	1-45/64	AN7-15	AN7-15A	1-1/16	1-23/32	AN8-16	AN8-16A	1-1/16	1-27/32
AN6-16	AN6-16A	1-3/16	1-53/64	AN7-16	AN7-16A	1-3/16	1-27/32	AN8-17	AN8-17A	1-3/16	1-31/32
AN6-17	AN6-17A	1-5/16	1-61/64	AN7-17	AN7-17A	1-5/16	1-31/32	AN8-20	AN8-20A	1-5/16	2-3/32
AN6-20	AN6-20A	1-7/16	2-5/64	AN7-20	AN7-20A	1-7/16	2-3/32	AN8-21	AN8-21A	1-7/16	2-7/32
AN6-21	AN6-21A	1-9/16	2-13/64	AN7-21	AN7-21A	1-6/16	2-7/32	AN8-22	AN8-22A	1-9/16	2-11/32
AN6-22	AN6-22A	1-11/16	2-21/64	AN7-22	AN7-22A	1-11/16	2-11/32	AN8-23	AN8-23A	1-11/16	2-15/32
AN6-23	AN6-23A	1-13/16	2-29/64	AN7-23	AN7-23A	1-13/16	2-15/32	AN8-24	AN8-24A	1-13/16	2-19/32
AN6-24	AN6-24A	1-15/16	2-37/64	AN7-24	AN7-24A	1-15/16	2-16/32	AN8-25	AN8-25A	1-15/16	2-23/32
AN6-25	AN6-25A	2-1/16	2-45/64	AN7-25	AN7-25A	2-1/16	2-23/32	AN8-26	AN8-26A	2-1/16	2-27/32
AN6-26	AN6-26A	2-3/16	2-53/64	AN7-26	AN7-26A	2-3/16	2-27/32	AN8-27	AN8-27A	2-3/16	2-31/32
AN6-27	AN6-27A	2-5/16	2-61/64	AN7-27	AN7-27A	2-5/16	2-31/32	AN8-30	AN8-30A	2-5/16	3-3/32
AN6-30	AN6-30A	2-7/16	3-5/64	AN7-30	AN7-30A	2-7/16	3-3/32	AN8-31	AN8-31A	2-7/16	3-7/32
AN6-31	AN6-31A	2-9/16	3-13/64	AN7-31	AN7-31A	2-9/16	3-7/32	AN8-32	AN8-32A	2-9/16	3-11/32
AN6-32	AN6-32A	2-11/16	3-21/64	AN7-32	AN7-32A	2-11/16	3-11/32	AN8-33	AN8-33A	2-11/16	3-15/32
AN6-33	AN6-33A	2-13/16	3-29/64	AN7-33	AN7-33A	2-13/16	3-15/32	AN8-34	AN8-34A	2-13/16	3-19/32
AN6-34	AN6-34A	2-15/16	3-37/64	AN7-34	AN7-34A	2-15/16	3-19/32	AN8-35	AN8-35A	2-15/16	3-23/32
AN6-35	AN6-35A	3-1/16	3-45/64	AN7-35	AN7-35A	3-1/16	3-23/32	AN8-36	AN8-36A	3-1/16	3-27/32
AN6-36	AN6-36A	3-3/16	3-53/64	AN7-36	AN7-36A	3-3/16	3-27/32	AN8-37	AN8-37A	3-3/16	3-31/32
AN6-37	AN6-37A	3-5/16	3-61/64	AN7-37	AN7-37A	3-5/16	3-31/32	AN8-40	AN8-40A	3-5/16	4-3/32
AN6-40	AN6-40A	3-7/16	4-5/64	AN7-40	AN7-40A	3-7/16	4-3/32	AN8-41	AN8-41A	3-7/16	4-7/32
AN6-41	AN6-41A	3-6/16	4-13/64	AN7-41	AN7-41A	3-9/16	4-7/32	AN8-42	AN8-42A	3-9/16	4-11/32
AN6-42	AN6-42A	3-11/16	4-21/64	AN7-42	AN7-42A	3-11/16	4-11/32	AN8-43	AN8-43A	3-11/16	4-15/32
AN6-43	AN6-43A	3-13/16	4-29/64	AN7-43	AN7-43A	3-13/16	4-15/32	AN8-44	AN8-44A	3-13/16	4-19/32
AN6-44	AN6-44A	3-15/16	4-37/64	AN7-44	AN7-44A	3-15/16	4-19/32	AN8-45	AN8-45A	3-15/16	4-23/32
AN6-45	AN6-45A	4-1/16	4-45/64	AN7-45	AN7-45A	4-1/16	4-23/32	AN8-46	AN8-46A	4-1/16	4-27/32
AN6-46	AN6-46A	4-3/16	4-53/64	AN7-46	AN7-46A	4-3/16	4-27/32	AN8-47	AN8-47A	4-3/16	4-31/32
AN6-47	AN6-47A	4-5/16	4-61/64	AN7-47	AN7-47A	4-5/16	4-31/32	AN8-50	AN8-50A	4-5/16	5-3/32
AN6-50	AN6-50A	4-7/16	5-5/64	AN7-50	AN7-50A	4-7/16	5-3/32	AN8-51	AN8-51A	4-7/16	5-7/32
AN6-51	AN6-51A	4-9/16	5-13/64	AN7-51	AN7-51A	4-9/16	5-7/32	AN8-52	AN8-52A	4-9/16	5-11/32
AN6-52	AN6-52A	4-11/16	5-21/64	AN7-52	AN7-52A	4-11/16	5-11/32	AN8-53	AN8-53A	4-11/16	5-15/32
AN6-53	AN6-53A	4-13/16	5-29/64	AN7-53	AN7-53A	4-13/16	5-15/32	AN8-54	AN8-54A	4-13/16	5-19/32
AN6-54	AN6-54A	4-15/16	5-37/64	AN7-54	AN7-54A	4-15/16	5-19/32	AN8-55	AN8-55A	4-15/16	5-23/32
AN6-55	AN6-55A	5-1/16	5-45/64	AN7-55	AN7-55A	5-1/16	5-23/32	AN8-56	AN8-56A	5-1/16	5-27/32
AN6-56	AN6-56A	5-3/16	5-53/64	AN7-56	AN7-56A	5-3/16	5-27/32	AN8-57	AN8-57A	5-3/16	5-31/32
AN6-57	AN6-57A	5-5/16	5-61/64	AN7-57	AN7-57A	5-5/16	5-31/32	AN8-60	AN8-60A	5-5/16	6-3/32
AN6-60	AN6-60A	5-7/16	6-5/64	AN7-60	AN7-60A	5-7/16	6-3/32				

	AN6	AN7	AN8
Washer	AN960-616	AN960-716	AN960-816
Nut	AN365-624	AN365-720	AN365-820
Cotter Pin	AN380-3-3	AN380-3-3	AN380-3-3
Hole	3/32	3/32	3/32



**Steel - Drilled Head**  
Undrilled - Drilled Shank

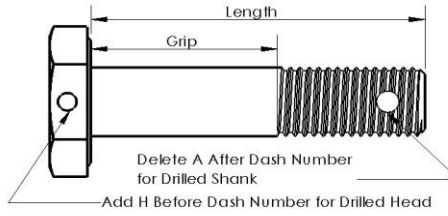
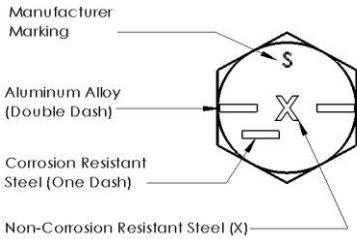
**AN3H thru AN5H - AIRFRAME BOLTS**

Steel - Cadmium plated per QQ-P-416, Type II, Class 3.

Minimum Tensile Strength (Steel and HRES) - 125,000psi. See Chart

(3/16) #1032 (.186-.189) <b>AN3H - Drilled Head</b>				1/4-28 (.246-.249) <b>AN4H - Drilled Head</b>				5/16-24 (.309-.312) <b>AN5H - Drilled Head</b>			
Dash# Drilled	Dash# UnDrilled	Grip ±1/64	Length +1/32 -1/64	Dash# Drilled	Dash# UnDrilled	Grip ±1/64	Length +1/32 -1/64	Dash# Drilled	Dash# UnDrilled	Grip ±1/64	Length +1/32 -1/64
AN3H3	AN3H3A	1/16	15/32	AN4H3	AN4H3A	1/16	15/32	AN5H4	AN5H4A	1/16	19/32
AN3H4	AN3H4A	1/8	17/32	AN4H4	AN4H4A	1/16	17/32	AN5H5	AN5H5A	3/16	23/32
AN3H5	AN3H5A	1/4	21/32	AN4H5	AN4H5A	3/16	21/32	AN5H6	AN5H6A	5/16	27/32
AN3H6	AN3H6A	3/8	25/32	AN4H6	AN4H6A	5/16	25/32	AN5H7	AN5H7A	7/16	31/32
AN3H7	AN3H7A	1/2	29/32	AN4H7	AN4H7A	7/16	29/32	AN5H10	AN5H10A	9/16	1-3/32
AN3H10	AN3H10A	5/8	1-1/32	AN4H10	AN4H10A	9/16	1-1/32	AN5H11	AN5H11A	11/16	1-7/32
AN3H11	AN3H11A	3/4	1-5/32	AN4H11	AN4H11A	11/16	1-5/32	AN5H12	AN5H12A	13/16	1-11/32
AN3H12	AN3H12A	7/8	1-9/32	AN4H12	AN4H12A	13/16	1-9/32	AN5H13	AN5H13A	15/16	1-15/32
AN3H13	AN3H13A	1	1-13/32	AN4H13	AN4H13A	15/16	1-13/32	AN5H14	AN5H14A	1-1/16	1-19/32
AN3H14	AN3H14A	1-1/8	1-17/32	AN4H14	AN4H14A	1-1/16	1-17/32	AN5H15	AN5H15A	1-3/16	1-23/32
AN3H15	AN3H15A	1-1/4	1-21/32	AN4H15	AN4H15A	1-3/16	1-21/32	AN5H16	AN5H16A	1-5/16	1-27/32
AN3H16	AN3H16A	1-3/8	1-25/32	AN4H16	AN4H16A	1-5/16	1-25/32	AN5H17	AN5H17A	1-7/16	1-31/32
AN3H17	AN3H17A	1-1/2	1-29/32	AN4H17	AN4H17A	1-7/16	1-29/32	AN5H20	AN5H20A	1-9/16	2-3/32
AN3H20	AN3H20A	1-5/8	2-1/32	AN4H20	AN4H20A	1-9/16	2-1/32	AN5H21	AN5H21A	1-11/16	2-7/32
AN3H21	AN3H21A	1-3/4	2-5/32	AN4H21	AN4H21A	1-11/16	2-5/32	AN5H22	AN5H22A	1-13/16	2-11/32
AN3H22	AN3H22A	1-7/8	2-9/32	AN4H22	AN4H22A	1-13/16	2-9/32	AN5H23	AN5H23A	1-15/16	2-15/32
AN3H23	AN3H23A	2	2-13/32	AN4H23	AN4H23A	1-15/16	2-13/32	AN5H24	AN5H24A	2-1/16	2-19/32
AN3H24	AN3H24A	2-1/8	2-17/32	AN4H24	AN4H24A	2-1/16	2-17/32	AN5H25	AN5H25A	2-3/16	2-23/32
AN3H25	AN3H25A	2-1/4	2-21/32	AN4H25	AN4H25A	2-3/16	2-21/32	AN5H26	AN5H26A	2-5/16	2-27/32
AN3H26	AN3H26A	2-3/8	2-25/32	AN4H26	AN4H26A	2-5/16	2-25/32	AN5H27	AN5H27A	2-7/16	2-31/32
AN3H27	AN3H27A	2-1/2	2-29/32	AN4H27	AN4H27A	2-7/16	2-29/32	AN5H30	AN5H30A	2-9/16	3-3/32
AN3H30	AN3H30A	2-5/8	3-1/32	AN4H30	AN4H30A	2-9/16	3-1/32	AN5H31	AN5H31A	2-11/16	3-7/32
AN3H31	AN3H31A	2-3/4	3-5/32	AN4H31	AN4H31A	2-11/16	3-5/32	AN5H32	AN5H32A	2-13/16	3-11/32
AN3H32	AN3H32A	2-7/8	3-9/32	AN4H32	AN4H32A	2/13/16	3-9/32	AN5H33	AN5H33A	2-15/16	3-15/32
AN3H33	AN3H33A	3	3-13/32	AN4H33	AN4H33A	2-15/16	3-13/32	AN5H34	AN5H34A	3-1/16	3-19/32
AN3H34	AN3H34A	3-1/8	3-17/32	AN4H34	AN4H34A	3-1/16	3-17/32	AN5H35	AN5H35A	3-3/16	3-23/32
AN3H35	AN3H35A	3-1/4	3-21/32	AN4H35	AN4H35A	3-3/16	3-21/32	AN5H36	AN5H36A	3-5/16	3-27/32
AN3H36	AN3H36A	3-3/8	3-25/32	AN4H36	AN4H36A	3-5/16	3-25/32	AN5H37	AN5H37A	3-7/16	3-31/32
AN3H37	AN3H37A	3-1/2	3-29/32	AN4H37	AN4H37A	3-7/16	3-29/32	AN5H40	AN5H40A	3-9/16	4-3/32
AN3H40	AN3H40A	3-5/8	4-1/32	AN4H40	AN4H40A	3-9/16	4-1/32	AN5H41	AN5H41A	3-11/16	4-7/32
AN3H41	AN3H41A	3-3/4	4-5/32	AN4H41	AN4H41A	3-11/16	4-5/32	AN5H42	AN5H42A	3-13/16	4-11/32
AN3H42	AN3H42A	3-7/8	4-9/32	AN4H42	AN4H42A	3-13/16	4-9/32	AN5H43	AN5H43A	3-15/16	4-15/32
AN3-H43	AN3H43A	4	4-13/32	AN4H43	AN4H43A	3-15/16	4-13/32	AN5H44	AN5H44A	4-1/16	4-19/32
AN3H44	AN3H44A	4-1/8	4/17/32	AN4H44	AN4H44A	4-1/16	4/17/32	AN5H45	AN5H45A	4-3/16	4-23/32
AN3H45	AN3H45A	4-1/4	4-21/32	AN4H45	AN4H45A	4-3/16	4-21/32	AN5H46	AN5H46A	4-5/16	4-27/32
AN3H46	AN3H46A	4-3/8	4-25/32	AN4H46	AN4H46A	4-5/16	4-25/32	AN5H47	AN5H47A	4-7/16	4-31/32
AN3H47	AN3H47A	4-1/2	4-29/32	AN4H47	AN4H47A	4-7/16	4-29/32	AN5H50	AN5H50A	4-9/16	5-3/32
AN3H50	AN3H50A	4-5/8	5-1/32	AN4H50	AN4H50A	4-9/16	5-1/32	AN5H51	AN5H51A	4-11/16	5-7/32
AN3H51	AN3H51A	4-3/4	5-5/32	AN4H51	AN4H51A	4-11/16	5-5/32	AN5H52	AN5H52A	4-13/16	5-11/32
AN3H52	AN3H52A	4-7/8	5-9/32	AN4H52	AN4H52A	4/13/16	5-9/32	AN5H53	AN5H53A	4-15/16	5-15/32
AN3H53	AN3H53A	5	5-13/32	AN4H53	AN4H53A	4-15/16	5-13/32	AN5H54	AN5H54A	5-1/16	5-19/32
AN3H54	AN3H54A	5-1/8	5-17/32	AN4H54	AN4H54A	5-1/16	5-17/32	AN5H55	AN5H55A	5-3/16	5-23/32
AN3H55	AN3H55A	5-1/4	5-21/32	AN4H55	AN4H55A	5-3/16	5-21/32	AN5H56	AN5H56A	5-5/16	5-27/32
AN3H56	AN3H56A	5-3/8	5-25/32	AN4H56	AN4H56A	5-5/16	5-25/32	AN5H57	AN5H57A	5-7/16	5-31/32
AN3H57	AN3H57A	5-1/2	5-29/32	AN4H57	AN4H57A	5-7/16	5-29/32	AN5H60	AN5H60A	5-9/16	6-3/32
AN3H60	AN3H60A	5-5/8	6-1/32	AN4H60	AN4H60A	5-9/16	6-1/32				

	AN3	AN4	AN5
Washer	AN960-10	AN960H416	AN960H516
Nut	MS20365-1032A	MS20365-428A	MS20365-524A
Cotter Pin	AN381-2-6	AN381-2-8	AN380-2-8
Hole	1/16	1/16	1/16



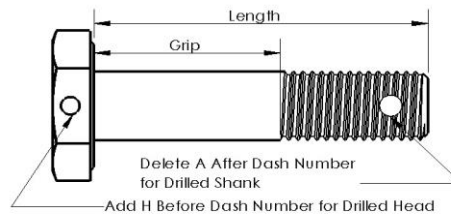
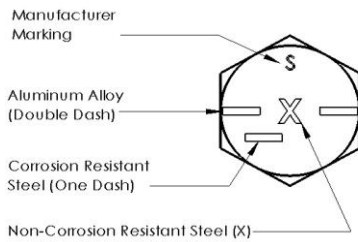
**Steel - Drilled Head**  
Un drilled - Drilled Shank

**AN6H thru AN8H - AIRFRAME BOLTS**

Steel - Cadmium plated per QQ-P-416, Type II, Class 3.  
Minimum Tensile Strength (Steel and CRES) - 125,000psi. See Chart

3/8-24 (.371-.374) <b>AN6H - Drilled Head</b>				7/16-20 (.433-.437) <b>AN7H - Drilled Head</b>				1/2-20 (.495-.499) <b>AN8H - Drilled Head</b>			
Dash# Drilled	Dash# UnDrilled	Grip ±1/64	Length +1/32 -1/64	Dash# Drilled	Dash# UnDrilled	Grip ±1/64	Length +1/32 -1/64	Dash# Drilled	Dash# UnDrilled	Grip ±1/64	Length +1/32 -1/64
AN6H5	AN6H5A	1/16	45/64	AN7H5	AN7H5A	1/16	23/32	AN8H6	AN8H6A	1/16	27/32
AN6H6	AN6H6A	3/16	53/64	AN7H6	AN7H6A	3/16	27/32	AN8H7	AN8H7A	3/16	31/32
AN6H7	AN6H7A	5/16	61/64	AN7H7	AN7H7A	5/16	31/32	AN8H10	AN8H10A	5/16	1-1/32
AN6H10	AN6H10A	7/16	1-5/64	AN7H10	AN7H10A	7/16	1-1/32	AN8H11	AN8H11A	7/16	1-7/32
AN6H11	AN6H11A	9/16	1-13/64	AN7H11	AN7H11A	9-16	1-7/32	AN8H12	AN8H12A	9/16	1-11/32
AN6H12	AN6H12A	11/16	1-21/64	AN7H12	AN7H12A	11/16	1-11/32	AN8H13	AN8H13A	11/16	1-15/32
AN6H13	AN6H13A	13/16	1-29/64	AN7H13	AN7H13A	13/16	1-15/32	AN8H14	AN8H14A	13/16	1-19/32
AN6H14	AN6H14A	15/16	1-37/64	AN7H14	AN7H14A	15/16	1-19/32	AN8H15	AN8H15A	15/16	1-23/32
AN6H15	AN6H15A	1-1/16	1-45/64	AN7H15	AN7H15A	1-1/16	1-23/32	AN8H16	AN8H16A	1-1/16	1-27/32
AN6H16	AN6H16A	1-3/16	1-53/64	AN7H16	AN7H16A	1-3/16	1-27/32	AN8H17	AN8H17A	1-3/16	1-31/32
AN6H17	AN6H17A	1-5/16	1-61/64	AN7H17	AN7H17A	1-5/16	1-31/32	AN8H20	AN8H20A	1-5/16	2-3/32
AN6H20	AN6H20A	1-7/16	2-5/64	AN7H20	AN7H20A	1-7/16	2-3/32	AN8H21	AN8H21A	1-7/16	2-7/32
AN6H21	AN6H21A	1-9/16	2-13/64	AN7H21	AN7H21A	1-6/16	2-7/32	AN8H22	AN8H22A	1-9/16	2-11/32
AN6H22	AN6H22A	1-11/16	2-21/64	AN7H22	AN7H22A	1-11/16	2-11/32	AN8H23	AN8H23A	1-11/16	2-15/32
AN6H23	AN6H23A	1-13/16	2-29/64	AN7H23	AN7H23A	1-13/16	2-15/32	AN8H24	AN8H24A	1-13/16	2-19/32
AN6H24	AN6H24A	1-15/16	2-37/64	AN7H24	AN7H24A	1-15/16	2-16/32	AN8H25	AN8H25A	1-15/16	2-23/32
AN6H25	AN6H25A	2-1/16	2-45/64	AN7H25	AN7H25A	2-1/16	2-23/32	AN8H26	AN8H26A	2-1/16	2-27/32
AN6H26	AN6H26A	2-3/16	2-53/64	AN7H26	AN7H26A	2-3/16	2-27/32	AN8H27	AN8H27A	2-3/16	2-31/32
AN6H27	AN6H27A	2-5/16	2-61/64	AN7H27	AN7H27A	2-5/16	2-31/32	AN8H30	AN8H30A	2-5/16	3-3/32
AN6H30	AN6H30A	2-7/16	3-5/64	AN7H30	AN7H30A	2-7/16	3-3/32	AN8H31	AN8H31A	2-7/16	3-7/32
AN6H31	AN6H31A	2-9/16	3-13/64	AN7H31	AN7H31A	2-9/16	3-7/32	AN8H32	AN8H32A	2-9/16	3-11/32
AN6H32	AN6H32A	2-11/16	3-21/64	AN7H32	AN7H32A	2-11/16	3-11/32	AN8H33	AN8H33A	2-11/16	3-15/32
AN6H33	AN6H33A	2-13/16	3-29/64	AN7H33	AN7H33A	2-13/16	3-15/32	AN8H34	AN8H34A	2-13/16	3-19/32
AN6H34	AN6H34A	2-15/16	3-37/64	AN7H34	AN7H34A	2-15/16	3-19/32	AN8H35	AN8H35A	2-15/16	3-23/32
AN6H35	AN6H35A	3-1/16	3-45/64	AN7H35	AN7H35A	3-1/16	3-23/32	AN8H36	AN8H36A	3-1/16	3-27/32
AN6H36	AN6H36A	3-3/16	3-53/64	AN7H36	AN7H36A	3-3/16	3-27/32	AN8H37	AN8H37A	3-3/16	3-31/32
AN6H37	AN6H37A	3-5/16	3-61/64	AN7H37	AN7H37A	3-5/16	3-31/32	AN8H40	AN8H40A	3-5/16	4-3/32
AN6H40	AN6H40A	3-7/16	4-5/64	AN7H40	AN7H40A	3-7/16	4-3/32	AN8H41	AN8H41A	3-7/16	4-7/32
AN6H41	AN6H41A	3-6/16	4-13/64	AN7H41	AN7H41A	3-9/16	4-7/32	AN8H42	AN8H42A	3-9/16	4-11/32
AN6H42	AN6H42A	3-11/16	4-21/64	AN7H42	AN7H42A	3-11/16	4-11/32	AN8H43	AN8H43A	3-11/16	4-15/32
AN6H43	AN6H43A	3-13/16	4-29/64	AN7H43	AN7H43A	3-13/16	4-15/32	AN8H44	AN8H44A	3-13/16	4-19/32
AN6H44	AN6H44A	3-15/16	4-37/64	AN7H44	AN7H44A	3-15/16	4-19/32	AN8H45	AN8H45A	3-15/16	4-23/32
AN6H45	AN6H45A	4-1/16	4-45/64	AN7H45	AN7H45A	4-1/16	4-23/32	AN8H46	AN8H46A	4-1/16	4-27/32
AN6H46	AN6H46A	4-3/16	4-53/64	AN7H46	AN7H46A	4-3/16	4-27/32	AN8H47	AN8H47A	4-3/16	4-31/32
AN6H47	AN6H47A	4-5/16	4-61/64	AN7H47	AN7H47A	4-5/16	4-31/32	AN8H50	AN8H50A	4-5/16	5-3/32
AN6H50	AN6H50A	4-7/16	5-5/64	AN7H50	AN7H50A	4-7/16	5-3/32	AN8H51	AN8H51A	4-7/16	5-7/32
AN6H51	AN6H51A	4-9/16	5-13/64	AN7H51	AN7H51A	4-9/16	5-7/32	AN8H52	AN8H52A	4-9/16	5-11/32
AN6H52	AN6H52A	4-11/16	5-21/64	AN7H52	AN7H52A	4-11/16	5-11/32	AN8H53	AN8H53A	4-11/16	5-15/32
AN6H53	AN6H53A	4-13/16	5-29/64	AN7H53	AN7H53A	4-13/16	5-15/32	AN8H54	AN8H54A	4-13/16	5-19/32
AN6H54	AN6H54A	4-15/16	5-37/64	AN7H54	AN7H54A	4-15/16	5-19/32	AN8H55	AN8H55A	4-15/16	5-23/32
AN6H55	AN6H55A	5-1/16	5-45/64	AN7H55	AN7H55A	5-1/16	5-23/32	AN8H56	AN8H56A	5-1/16	5-27/32
AN6H56	AN6H56A	5-3/16	5-53/64	AN7H56	AN7H56A	5-3/16	5-27/32	AN8H57	AN8H57A	5-3/16	5-31/32
AN6H57	AN6H57A	5-5/16	5-61/64	AN7H57	AN7H57A	5-5/16	5-31/32	AN8H60	AN8H60A	5-5/16	6-3/32
AN6H60	AN6H60A	5-7/16	6-5/64	AN7H60	AN7H60A	5-7/16	6-3/32				

	AN6	AN7	AN8
Washer	AN960-616	AN960-716	AN960-816
Nut	MS20365-624A	MS20365-720A	MS20365-820A
Cotter Pin	AN380-3-12	AN380-3-12	AN380-3-12
Hole	3/32	3/32	3/32



**Stainless**  
Undrilled - Drilled Shank

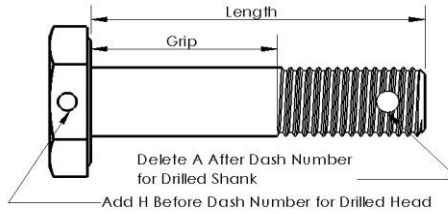
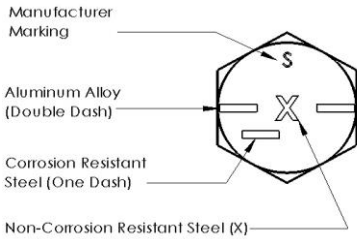
## AN3C thru AN5C - AIRFRAME BOLTS

431 Stainless Steel (CRES).

Minimum Tensile Strength (Steel and CRES) - 125,000psi. See Chart

(3/16) #1032 (.186-.189) AN3C - Stainless				1/4-28 (.246-.249) AN4C - Stainless				5/16-24 (.309-.312) AN5C - Stainless			
Dash# Drilled	Dash# UnDrilled	Grip ±1/64	Length +1/32 -1/64	Dash# Drilled	Dash# UnDrilled	Grip ±1/64	Length +1/32 -1/64	Dash# Drilled	Dash# UnDrilled	Grip ±1/64	Length +1/32 -1/64
AN3C3	AN3C3A	1/16	15/32	AN4C3	AN4C3A	1/16	15/32	AN5C4	AN5C4A	1/16	19/32
AN3C4	AN3C4A	1/8	17/32	AN4C4	AN4C4A	1/16	17/32	AN5C5	AN5C5A	3/16	23/32
AN3C5	AN3C5A	1/4	21/32	AN4C5	AN4C5A	3/16	21/32	AN5C6	AN5C6A	5/16	27/32
AN3C6	AN3C6A	3/8	25/32	AN4C6	AN4C6A	5/16	25/32	AN5C7	AN5C7A	7/16	31/32
AN3C7	AN3C7A	1/2	29/32	AN4C7	AN4C7A	7/16	29/32	AN5C10	AN5C10A	9/16	1-3/32
AN3C10	AN3C10A	5/8	1-1/32	AN4C10	AN4C10A	9/16	1-1/32	AN5C11	AN5C11A	11/16	1-7/32
AN3C11	AN3C11A	3/4	1-5/32	AN4C11	AN4C11A	11/16	1-5/32	AN5C12	AN5C12A	13/16	1-11/32
AN3C12	AN3C12A	7/8	1-9/32	AN4C12	AN4C12A	13/16	1-9/32	AN5C13	AN5C13A	15/16	1-15/32
AN3C13	AN3C13A	1	1-13/32	AN4C13	AN4C13A	15/16	1-13/32	AN5C14	AN5C14A	1-1/16	1-19/32
AN3C14	AN3C14A	1-1/8	1-17/32	AN4C14	AN4C14A	1-1/16	1-17/32	AN5C15	AN5C15A	1-3/16	1-23/32
AN3C15	AN3C15A	1-1/4	1-21/32	AN4C15	AN4C15A	1-3/16	1-21/32	AN5C16	AN5C16A	1-5/16	1-27/32
AN3C16	AN3C16A	1-3/8	1-25/32	AN4C16	AN4C16A	1-5/16	1-25/32	AN5C17	AN5C17A	1-7/16	1-31/32
AN3C17	AN3C17A	1-1/2	1-29/32	AN4C17	AN4C17A	1-7/16	1-29/32	AN5C20	AN5C20A	1-9/16	2-3/32
AN3C20	AN3C20A	1-5/8	2-1/32	AN4C20	AN4C20A	1-9/16	2-1/32	AN5C21	AN5C21A	1-11/16	2-7/32
AN3C21	AN3C21A	1-3/4	2-5/32	AN4C21	AN4C21A	1-11/16	2-5/32	AN5C22	AN5C22A	1-13/16	2-11/32
AN3C22	AN3C22A	1-7/8	2-9/32	AN4C22	AN4C22A	1-13/16	2-9/32	AN5C23	AN5C23A	1-15/16	2-15/32
AN3C23	AN3C23A	2	2-13/32	AN4C23	AN4C23A	1-15/16	2-13/32	AN5C24	AN5C24A	2-1/16	2-19/32
AN3C24	AN3C24A	2-1/8	2-17/32	AN4C24	AN4C24A	2-1/16	2-17/32	AN5C25	AN5C25A	2-3/16	2-23/32
AN3C25	AN3C25A	2-1/4	2-21/32	AN4C25	AN4C25A	2-3/16	2-21/32	AN5C26	AN5C26A	2-5/16	2-27/32
AN3C26	AN3C26A	2-3/8	2-25/32	AN4C26	AN4C26A	2-5/16	2-25/32	AN5C27	AN5C27A	2-7/16	2-31/32
AN3C27	AN3C27A	2-1/2	2-29/32	AN4C27	AN4C27A	2-7/16	2-29/32	AN5C30	AN5C30A	2-9/16	3-3/32
AN3C30	AN3C30A	2-5/8	3-1/32	AN4C30	AN4C30A	2-9/16	3-1/32	AN5C31	AN5C31A	2-11/16	3-7/32
AN3C31	AN3C31A	2-3/4	3-5/32	AN4C31	AN4C31A	2-11/16	3-5/32	AN5C32	AN5C32A	2-13/16	3-11/32
AN3C32	AN3C32A	2-7/8	3-9/32	AN4C32	AN4C32A	2-13/16	3-9/32	AN5C33	AN5C33A	2-15/16	3-15/32
AN3C33	AN3C33A	3	3-13/32	AN4C33	AN4C33A	2-15/16	3-13/32	AN5C34	AN5C34A	3-1/16	3-19/32
AN3C34	AN3C34A	3-1/8	3-17/32	AN4C34	AN4C34A	3-1/16	3-17/32	AN5C35	AN5C35A	3-3/16	3-23/32
AN3C35	AN3C35A	3-1/4	3-21/32	AN4C35	AN4C35A	3-3/16	3-21/32	AN5C36	AN5C36A	3-5/16	3-27/32
AN3C36	AN3C36A	3-3/8	3-25/32	AN4C36	AN4C36A	3-5/16	3-25/32	AN5C37	AN5C37A	3-7/16	3-31/32
AN3C37	AN3C37A	3-1/2	3-29/32	AN4C37	AN4C37A	3-7/16	3-29/32	AN5C40	AN5C40A	3-9/16	4-3/32
AN3C40	AN3C40A	3-5/8	4-1/32	AN4C40	AN4C40A	3-9/16	4-1/32	AN5C41	AN5C41A	3-11/16	4-7/32
AN3C41	AN3C41A	3-3/4	4-5/32	AN4C41	AN4C41A	3-11/16	4-5/32	AN5C42	AN5C42A	3-13/16	4-11/32
AN3C42	AN3C42A	3-7/8	4-9/32	AN4C42	AN4C42A	3-13/16	4-9/32	AN5C43	AN5C43A	3-15/16	4-15/32
AN3-C43	AN3C43A	4	4-13/32	AN4C43	AN4C43A	3-15/16	4-13/32	AN5C44	AN5C44A	4-1/16	4-19/32
AN3C44	AN3C44A	4-1/18	4/17/32	AN4C44	AN4C44A	4-1/16	4/17/32	AN5C45	AN5C45A	4-3/16	4-23/32
AN3C45	AN3C45A	4-1/14	4-21/32	AN4C45	AN4C45A	4-3/16	4-21/32	AN5C46	AN5C46A	4-5/16	4-27/32
AN3C46	AN3C46A	4-3/8	4-25/32	AN4C46	AN4C46A	4-5/16	4-25/32	AN5C47	AN5C47A	4-7/16	4-31/32
AN3C47	AN3C47A	4-1/2	4-29/32	AN4C47	AN4C47A	4-7/16	4-29/32	AN5C50	AN5C50A	4-9/16	5-3/32
AN3C50	AN3C50A	4-5/8	5-1/32	AN4C50	AN4C50A	4-9/16	5-1/32	AN5C51	AN5C51A	4-11/16	5-7/32
AN3C51	AN3C51A	4-3/4	5-5/32	AN4C51	AN4C51A	4-11/16	5-5/32	AN5C52	AN5C52A	4-13/16	5-11/32
AN3C52	AN3C52A	4-7/8	5-9/32	AN4C52	AN4C52A	4/13/16	5-9/32	AN5C53	AN5C53A	4-15/16	5-15/32
AN3C53	AN3C53A	5	5-13/32	AN4C53	AN4C53A	4-15/16	5-13/32	AN5C54	AN5C54A	5-1/16	5-19/32
AN3C54	AN3C54A	5-1/18	5-17/32	AN4C54	AN4C54A	5-1/16	5-17/32	AN5C55	AN5C55A	5-3/16	5-23/32
AN3C55	AN3C55A	5-1/14	5-21/32	AN4C55	AN4C55A	5-3/16	5-21/32	AN5C56	AN5C56A	5-5/16	5-27/32
AN3C56	AN3C56A	5-3/8	5-25/32	AN4C56	AN4C56A	5-5/16	5-25/32	AN5C57	AN5C57A	5-7/16	5-31/32
AN3C57	AN3C57A	5-1/2	5-29/32	AN4C57	AN4C57A	5-7/16	5-29/32	AN5C60	AN5C60A	5-9/16	6-3/32
AN3C60	AN3C60A	5-5/8	6-1/32	AN4C60	AN4C60A	5-9/16	6-1/32				

	AN3	AN4	AN5
Washer	AN960C10	AN960C416	AN960C516
Nut	MS21044C3	MS21044C4	MS21044C5
Cotter Pin	AN381-2-6	AN381-2-8	AN380-2-8
Hole	1/16	1/16	1/16



**Stainless**  
Undrilled - Drilled Shank

## AN6C thru AN8C - AIRFRAME BOLTS

431 Stainless Steel (CRES).

Minimum Tensile Strength (Steel and CRES) - 125,000psi. See Chart

3/8-24 (.371-.374) AN6C				7/16-20 (.433-.437) AN7C				1/2-20 (.495-.499) AN8C			
Dash# Drilled	Dash# UnDrilled	Grip ±1/64	Length +1/32 -1/64	Dash# Drilled	Dash# UnDrilled	Grip ±1/64	Length +1/32 -1/64	Dash# Drilled	Dash# UnDrilled	Grip ±1/64	Length +1/32 -1/64
AN6C5	AN6C5A	1/16	45/64	AN7C5	AN7C5A	1/16	23/32	AN8C6	AN8C6A	1/16	27/32
AN6C6	AN6C6A	3/16	53/64	AN7C6	AN7C6A	3/16	27/32	AN8C7	AN8C7A	3/16	31/32
AN6C7	AN6C7A	5/16	61/64	AN7C7	AN7C7A	5/16	31/32	AN8C10	AN8C10A	5/16	1-1/32
AN6C10	AN6C10A	7/16	1-5/64	AN7C10	AN7C10A	7/16	1-1/32	AN8C11	AN8C11A	7/16	1-7/32
AN6C11	AN6C11A	9/16	1-13/64	AN7C11	AN7C11A	9/16	1-7/32	AN8C12	AN8C12A	9/16	1-11/32
AN6C12	AN6C12A	11/16	1-21/64	AN7C12	AN7C12A	11/16	1-11/32	AN8C13	AN8C13A	11/16	1-15/32
AN6C13	AN6C13A	13/16	1-29/64	AN7C13	AN7C13A	13/16	1-15/32	AN8C14	AN8C14A	13/16	1-19/32
AN6C14	AN6C14A	15/16	1-37/64	AN7C14	AN7C14A	15/16	1-19/32	AN8C15	AN8C15A	15/16	1-23/32
AN6C15	AN6C15A	1-1/16	1-45/64	AN7C15	AN7C15A	1-1/16	1-23/32	AN8C16	AN8C16A	1-1/16	1-27/32
AN6C16	AN6C16A	1-3/16	1-53/64	AN7C16	AN7C16A	1-3/16	1-27/32	AN8C17	AN8C17A	1-3/16	1-31/32
AN6C17	AN6C17A	1-5/16	1-61/64	AN7C17	AN7C17A	1-5/16	1-31/32	AN8C20	AN8C20A	1-5/16	2-3/32
AN6C20	AN6C20A	1-7/16	2-5/64	AN7C20	AN7C20A	1-7/16	2-3/32	AN8C21	AN8C21A	1-7/16	2-7/32
AN6C21	AN6C21A	1-9/16	2-13/64	AN7C21	AN7C21A	1-6/16	2-7/32	AN8C22	AN8C22A	1-9/16	2-11/32
AN6C22	AN6C22A	1-11/16	2-21/64	AN7C22	AN7C22A	1-11/16	2-11/32	AN8C23	AN8C23A	1-11/16	2-15/32
AN6C23	AN6C23A	1-13/16	2-29/64	AN7C23	AN7C23A	1-13/16	2-15/32	AN8C24	AN8C24A	1-13/16	2-19/32
AN6C24	AN6C24A	1-15/16	2-37/64	AN7C24	AN7C24A	1-15/16	2-16/32	AN8C25	AN8C25A	1-15/16	2-23/32
AN6C25	AN6C25A	2-1/16	2-45/64	AN7C25	AN7C25A	2-1/16	2-23/32	AN8C26	AN8C26A	2-1/16	2-27/32
AN6C26	AN6C26A	2-3/16	2-53/64	AN7C26	AN7C26A	2-3/16	2-27/32	AN8C27	AN8C27A	2-3/16	2-31/32
AN6C27	AN6C27A	2-5/16	2-61/64	AN7C27	AN7C27A	2-5/16	2-31/32	AN8C30	AN8C30A	2-5/16	3-3/32
AN6C30	AN6C30A	2-7/16	3-5/64	AN7C30	AN7C30A	2-7/16	3-3/32	AN8C31	AN8C31A	2-7/16	3-7/32
AN6C31	AN6C31A	2-9/16	3-13/64	AN7C31	AN7C31A	2-9/16	3-7/32	AN8C32	AN8C32A	2-9/16	3-11/32
AN6C32	AN6C32A	2-11/16	3-21/64	AN7C32	AN7C32A	2-11/16	3-11/32	AN8C33	AN8C33A	2-11/16	3-15/32
AN6C33	AN6C33A	2-13/16	3-29/64	AN7C33	AN7C33A	2-13/16	3-15/32	AN8C34	AN8C34A	2-13/16	3-19/32
AN6C34	AN6C34A	2-15/16	3-37/64	AN7C34	AN7C34A	2-15/16	3-19/32	AN8C35	AN8C35A	2-15/16	3-23/32
AN6C35	AN6C35A	3-1/16	3-45/64	AN7C35	AN7C35A	3-1/16	3-23/32	AN8C36	AN8C36A	3-1/16	3-27/32
AN6C36	AN6C36A	3-3/16	3-53/64	AN7C36	AN7C36A	3-3/16	3-27/32	AN8C37	AN8C37A	3-3/16	3-31/32
AN6C37	AN6C37A	3-5/16	3-61/64	AN7C37	AN7C37A	3-5/16	3-31/32	AN8C40	AN8C40A	3-5/16	4-3/32
AN6C40	AN6C40A	3-7/16	4-5/64	AN7C40	AN7C40A	3-7/16	4-3/32	AN8C41	AN8C41A	3-7/16	4-7/32
AN6C41	AN6C41A	3-9/16	4-13/64	AN7C41	AN7C41A	3-9/16	4-7/32	AN8C42	AN8C42A	3-9/16	4-11/32
AN6C42	AN6C42A	3-11/16	4-21/64	AN7C42	AN7C42A	3-11/16	4-11/32	AN8C43	AN8C43A	3-11/16	4-15/32
AN6C43	AN6C43A	3-13/16	4-29/64	AN7C43	AN7C43A	3-13/16	4-15/32	AN8C44	AN8C44A	3-13/16	4-19/32
AN6C44	AN6C44A	3-15/16	4-37/64	AN7C44	AN7C44A	3-15/16	4-19/32	AN8C45	AN8C45A	3-15/16	4-23/32
AN6C45	AN6C45A	4-1/16	4-45/64	AN7C45	AN7C45A	4-1/16	4-23/32	AN8C46	AN8C46A	4-1/16	4-27/32
AN6C46	AN6C46A	4-3/16	4-53/64	AN7C46	AN7C46A	4-3/16	4-27/32	AN8C47	AN8C47A	4-3/16	4-31/32
AN6C47	AN6C47A	4-5/16	4-61/64	AN7C47	AN7C47A	4-5/16	4-31/32	AN8C50	AN8C50A	4-5/16	5-3/32
AN6C50	AN6C50A	4-7/16	5-5/64	AN7C50	AN7C50A	4-7/16	5-3/32	AN8C51	AN8C51A	4-7/16	5-7/32
AN6C51	AN6C51A	4-9/16	5-13/64	AN7C51	AN7C51A	4-9/16	5-7/32	AN8C52	AN8C52A	4-9/16	5-11/32
AN6C52	AN6C52A	4-11/16	5-21/64	AN7C52	AN7C52A	4-11/16	5-11/32	AN8C53	AN8C53A	4-11/16	5-15/32
AN6C53	AN6C53A	4-13/16	5-19/64	AN7C53	AN7C53A	4-13/16	5-15/32	AN8C54	AN8C54A	4-13/16	5-19/32
AN6C54	AN6C54A	4-15/16	5-37/64	AN7C54	AN7C54A	4-15/16	5-19/32	AN8C55	AN8C55A	4-15/16	5-23/32
AN6C55	AN6C55A	5-1/16	5-45/64	AN7C55	AN7C55A	5-1/16	5-23/32	AN8C56	AN8C56A	5-1/16	5-27/32
AN6C56	AN6C56A	5-3/16	5-53/64	AN7C56	AN7C56A	5-3/16	5-27/32	AN8C57	AN8C57A	5-3/16	5-31/32
AN6C57	AN6C57A	5-5/16	5-61/64	AN7C57	AN7C57A	5-5/16	5-31/32	AN8C60	AN8C60A	5-5/16	6-3/32
AN6C60	AN6C60A	5-7/16	6-5/64	AN7C60	AN7C60A	5-7/16	6-3/32				

	AN6	AN7	AN8
Washer	AN960C616	AN960C716	AN960C816
Nut	MS21044C6	MS21044C7	MS21044C8
Cotter Pin	AN381-3-12	AN381-3-12	AN381-3-12
Hole	3/32	3/32	3/32

# AIRFRAME BOLTS AN3 Thru AN7



Undrilled shank bolts have the letter 'A' after dash number. Drilled head bolts have the letter 'H' after the AN number (See previous page).

## RATED STRENGTH (POUNDS)\*

AN Bolt	Thread	Tensile Steel	Tensile Aluminum	Yield Steel	Yield Aluminum	Single Shear Steel	Single Shear Aluminum
AN3	No. 10-32 NF -3A	2210	1100	1690	710	2125	990
AN4	1/4 -28 UNE-3A	4080	2030	3130	1310	3680	1715
AN5	5/16-24 UNF-3A	6500	3220	4980	2080	5750	2685
AN6	3/8 -24 UNF -3A	10100	5020	7740	3240	8280	3870
AN7	7/16-20 UNF -3A	13600	6750	10430	4350	11250	5250
AN8	1/2 -20 UNF -3A	18500	9/80	14190	5920	14700	6850
AN9	9/16-18 UNF -3A	23600	11700	18100	7550	18700	8700
AN10	5/8 -18 UNF-3A	30100	14900	23080	9610	23000	10750
AN12	3/4 -16 UNF -3A	44000	21800	33730	14100	33150	15500
AN14	7/8 -14 UNF-3A	60000	29800	46000	19200	45050	21050
AN16	1 -14 NF -3A	80700	40000	61870	25800	58900	27500
AN17	1 -12 UNF -3A	80700	40000	61870	25800	58900	27500
AN18	1-1/8 -12 UNF-3A	101800	50500	78050	32600	73750	34500
AN20	1-1/4 -12 UNF-3A	130200	64400	99820	41500	91050	42500

\*All AN Bolts meet minimum Tensile Strength Values of 125,000 PSI  
 Commercial Grade 8 Bolts Have a Comparitive Strength of 150,000 PSI  
 Commercial Grade 5 Bolts Have a Comparitive Strength of 120,000 PSI  
 Dropping to 110.000 PSI for Diameters Greater Than 1-Inch  
 Commercial Grade 2 Bolts Have a Comparitive Strength of 70.000 PSI  
 Dropping to 60.000 PSI for Diameters Greater Than 3/4"

NF -National Fine Thread  
 UNF-Unified National Fine Thread

## Safety Wire



1LB Dispensing Can

Part#	Dia	Length
<b>MS20995C20</b>	.020	937ft
<b>MS20995C25</b>	.025	599
<b>MS20995C32</b>	.032	366
<b>MS20995C41</b>	.041	223
<b>016-COPPER*</b>	.016	

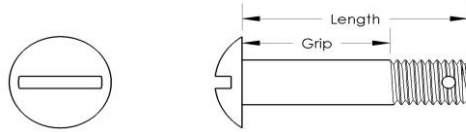
\*Break-a-way Wire

## Safety Wire Tools

Tool	Type	Manufactured
SK197	9" Auto Return	USA
SK196	6" Auto return	USA
SK48UV51	10" Manual	Asia



# CLEVIS BOLT AN21 Thru AN36



Rated Strength- Pounds

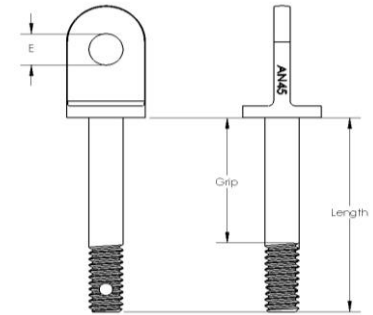
AN#	Size	Shear	Tensile	AN#	Size	Shear	Tensile
AN21	6-40	1,060	510	<b>AN28</b>	1/2-20	14,700	9,250
AN22	8-32	1,050	760	<b>AN29</b>	9/16-18	18,700	11,800
AN23	10-32	2,125	1,105	<b>AN30</b>	5/8-18	23,000	15,050
AN24	1/4-28	3,680	2,040	<b>AN32</b>	3/4-16	33,150	22,000
AN25	5/16-24	5,750	3,250	<b>AN34</b>	7/8-14	45,050	30,000
AN26	3/8-24	8,280	5,050	<b>AN37</b>	1-12	58,900	40,350
AN27	7/16-20	11,250	6,800				

		<b>AN23</b> (3/16) #10-32		<b>AN24</b> 1/4-28		<b>AN25</b> 5/16-24		<b>AN26</b> 3/8-24	
Grip	Length	Drilled	Undrilled	Drilled	Undrilled	Drilled	Undrilled	Drilled	Undrilled
3/16	17/32	AN23-8	AN23-8A	AN24-8	AN24-8A				
1/4	19/32	AN23-9	AN23-9A	AN24-9	AN24-9A	AN25-9	AN25-9A		
5/16	21/32	AN23-10	AN23-10A	AN24-10	AN24-10A	AN25-10	AN25-10A	AN26-10	AN26-10A
3/8	23/32	AN23-11	AN23-11A	AN24-11	AN24-11A	AN25-11	AN25-11A	AN26-11	AN26-11A
7/16	25/32	AN23-12	AN23-12A	AN24-12	AN24-12A	AN25-12	AN25-12A	AN26-12	AN26-12A
1/2	27/32	AN23-13	AN23-13A	AN24-13	AN24-13A	AN25-13	AN25-13A	AN26-13	AN26-13A
9/16	29/32	AN23-14	AN23-14A	AN24-14	AN24-14A	AN25-14	AN25-14A	AN26-14	AN26-14A
5/8	31/32	AN23-15	AN23-15A	AN24-15	AN24-15A	AN25-15	AN25-15A	AN26-15	AN26-15A
11/16	1-1/32	AN23-16	AN23-16A	AN24-16	AN24-16A	AN25-16	AN25-16A	AN26-16	AN26-16A
3/4	1-3/32	AN23-17	AN23-17A	AN24-17	AN24-17A	AN25-17	AN25-17A	AN26-17	AN26-17A
13/16	1-5/32	AN23-18	AN23-18A	AN24-18	AN24-18A	AN25-18	AN25-18A	AN26-18	AN26-18A
7/8	1-7/32	AN23-19	AN23-19A	AN24-19	AN24-19A	AN25-19	AN25-19A	AN26-19	AN26-19A
15/16	1-9/32	AN23-20	AN23-20A	AN24-20	AN24-20A	AN25-20	AN25-20A	AN26-20	AN26-20A
1	1-11/32	AN23-21	AN23-21A	AN24-21	AN24-21A	AN25-21	AN25-21A	AN26-21	AN26-21A
1-1/16	1-13/32	AN23-22	AN23-22A	AN24-22	AN24-22A	AN25-22	AN25-22A	AN26-22	AN26-22A
1-1/8	1-15/32	AN23-23	AN23-23A	AN24-23	AN24-23A	AN25-23	AN25-23A	AN26-23	AN26-23A
1-3/16	1-17/32	AN23-24	AN23-24A	AN24-24	AN24-24A	AN25-24	AN25-24A	AN26-24	AN26-24A
1-1/4	1-19/32	AN23-25	AN23-25A	AN24-25	AN24-25A	AN25-25	AN25-25A	AN26-25	AN26-25A
1-5/16	1-21/32	AN23-26	AN23-26A	AN24-26	AN24-26A	AN25-26	AN25-26A	AN26-26	AN26-26A
1-3/8	1-23/32	AN23-27	AN23-27A	AN24-27	AN24-27A	AN25-27	AN25-27A	AN26-27	AN26-27A
1-7/16	1-25/32	AN23-28	AN23-28A	AN24-28	AN24-28A	AN25-28	AN25-28A	AN26-28	AN26-28A
1-1/2	1-27/32	AN23-29	AN23-29A	AN24-29	AN24-29A	AN25-29	AN25-29A	AN26-29	AN26-29A
1-9/16	1-29/32	AN23-30	AN23-30A	AN24-30	AN24-30A	AN25-30	AN25-30A	AN26-30	AN26-30A
1-5/8	1-31/32	AN23-31	AN23-31A	AN24-31	AN24-31A	AN25-31	AN25-31A	AN26-31	AN26-31A
1-11/16	2-1/32	AN23-32	AN23-32A	AN24-32	AN24-32A	AN25-32	AN25-32A	AN26-32	AN26-32A
1-13/16	2-5/32	AN23-34	AN23-34A	AN24-34	AN24-34A	AN25-34	AN25-34A	AN26-34	AN26-34A
1-15/16	2-9/32	AN23-36	AN23-36A	AN24-36	AN24-36A	AN25-36	AN25-36A	AN26-36	AN26-36A
2-1/16	2-13/32	AN23-38	AN23-38A	AN24-38	AN24-38A	AN25-38	AN25-38A	AN26-38	AN26-38A
2-3/16	2-17/32	AN23-40	AN23-40A	AN24-40	AN24-40A	AN25-40	AN25-40A	AN26-40	AN26-40A

# EYEBOLT AN42 Thru AN49



AN#	Size	E		Pin Size	Rated Tensile of eye	Yield Strength of eye
		Min	Max			
AN42B	10-32	.190	.192	3/16	1,150 lbs	880 lbs
AN43B	1/4-28	.190	.192	3/16	2,450	1,880
AN44	5/16-24	.250	.253	1/4	3,910	3,000
AN45	5/16-24	.313	.316	5/16	5,290	4,055
AN46	3/8-24	.375	.378	3/8	7,015	5,375
AN47	7/16-20	.375	.378	3/8	9,200	7,055
AN48	1/2-20	.375	.441	7/16	14,375	11,020
AN49	9/16-18	.500	.503	1/2	20,125	15,430



Refer to AN3-AN9 Chart for length Data and Dash Numbers.

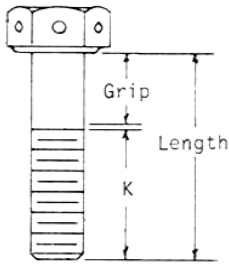
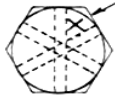
		(3/16) #1032 (.186-.189) <b>AN42B</b>		1/4-28 (.246-.249) <b>AN43B</b>		5/16-24 (.309-.312) <b>AN44</b>		3/8-24 (.371-.374) <b>AN46</b>	
Grip	Length	Dash#	Dash#	Dash#	Dash#	Dash#	Dash#	Dash#	Dash#
±1/64	+1/32 -1/64	Drilled	UnDrilled	Drilled	UnDrilled	Drilled	UnDrilled	Drilled	UnDrilled
1/16	15/32	AN42B3	AN42B3A	AN43B3	AN43B3A	AN44-3	AN44-3A	AN46-3	AN46-3A
1/8	17/32	AN42B4	AN42B4A	AN43B4	AN43B4A	AN44-4	AN44-4A	AN46-4	AN46-4A
1/4	21/32	AN42B5	AN42B5A	AN43B5	AN43B5A	AN44-5	AN44-5A	AN46-5	AN46-5A
3/8	25/32	AN42B6	AN42B6A	AN43B6	AN43B6A	AN44-6	AN44-6A	AN46-6	AN46-6A
1/2	29/32	AN42B7	AN42B7A	AN43B7	AN43B7A	AN44-7	AN44-7A	AN46-7	AN46-7A
5/8	1-1/32	AN42B10	AN42B10A	AN43B10	AN43B10A	AN44-10	AN44-10A	AN46-10	AN46-10A
3/4	1-5/32	AN42B11	AN42B11A	AN43B11	AN43B11A	AN44-11	AN44-11A	AN46-11	AN46-11A
7/8	1-9/32	AN42B12	AN42B12A	AN43B12	AN43B12A	AN44-12	AN44-12A	AN46-12	AN46-12A
1	1-13/32	AN42B13	AN42B13A	AN43B13	AN43B13A	AN44-13	AN44-13A	AN46-13	AN46-13A
1-1/8	1-17/32	AN42B14	AN42B14A	AN43B14	AN43B14A	AN44-14	AN44-14A	AN46-14	AN46-14A
1-1/4	1-21/32	AN42B15	AN42B15A	AN43B15	AN43B15A	AN44-15	AN44-15A	AN46-15	AN46-15A
1-3/8	1-25/32	AN42B16	AN42B16A	AN43B16	AN43B16A	AN44-16	AN44-16A	AN46-16	AN46-16A
1-1/2	1-29/32	AN42B17	AN42B17A	AN43B17	AN43B17A	AN44-17	AN44-17A	AN46-17	AN46-17A
1-5/8	2-1/32	AN42B20	AN42B20A	AN43B20	AN43B20A	AN44-20	AN44-20A	AN46-20	AN46-20A
1-3/4	2-5/32	AN42B21	AN42B21A	AN43B21	AN43B21A	AN44-21	AN44-21A	AN46-21	AN46-21A
1-7/8	2-9/32	AN42B22	AN42B22A	AN43B22	AN43B22A	AN44-22	AN44-22A	AN46-22	AN46-22A
2	2-13/32	AN42B23	AN42B23A	AN43B23	AN43B23A	AN44-23	AN44-23A	AN46-23	AN46-23A
2-1/8	2-17/32	AN42B24	AN42B24A	AN43B24	AN43B24A	AN44-24	AN44-24A	AN46-24	AN46-24A
2-1/4	2-21/32	AN42B25	AN42B25A	AN43B25	AN43B25A	AN44-25	AN44-25A	AN46-25	AN46-25A
2-3/8	2-25/32	AN42B26	AN42B26A	AN43B26	AN43B26A	AN44-26	AN44-26A	AN46-26	AN46-26A
2-1/2	2-29/32	AN42B27	AN42B27A	AN43B27	AN43B27A	AN44-27	AN44-27A	AN46-27	AN46-27A
2-5/8	3-1/32	AN42B30	AN42B30A	AN43B30	AN43B30A	AN44-30	AN44-30A	AN46-30	AN46-30A
2-3/4	3-5/32	AN42B31	AN42B31A	AN43B31	AN43B31A	AN44-31	AN44-31A	AN46-31	AN46-31A
2-7/8	3-9/32	AN42B32	AN42B32A	AN43B32	AN43B32A	AN44-32	AN44-32A	AN46-32	AN46-32A
3	3-13/32	AN42B33	AN42B33A	AN43B33	AN43B33A	AN44-33	AN44-33A	AN46-33	AN46-33A
3-1/8	3-17/32	AN42B34	AN42B34A	AN43B34	AN43B34A	AN44-34	AN44-34A	AN46-34	AN46-34A
3-1/4	3-21/32	AN42B35	AN42B35A	AN43B35	AN43B35A	AN44-35	AN44-35A	AN46-35	AN46-35A
3-3/8	3-25/32	AN42B36	AN42B36A	AN43B36	AN43B36A	AN44-36	AN44-36A	AN46-36	AN46-36A
3-1/2	3-29/32	AN42B37	AN42B37A	AN43B37	AN43B37A	AN44-37	AN44-37A	AN46-37	AN46-37A
3-5/8	4-1/32	AN42B40	AN42B40A	AN43B40	AN43B40A	AN44-40	AN44-40A	AN46-40	AN46-40A

# DRILLED HEAD BOLTS AN73 Thru AN81

Superceded by MS20073 ( Fine Thread )  
or MS20074 (Course Thread)  
MS20073 and MS 20074 parts and AN73  
thru AN81 parts of like thread and  
grip are interchanganable. Rated  
strengths are similar to AN3 thru  
AN20 with minium tensile of 125K.



Head marked with "X"



Dash No.	AN73 MS20073-03 10-32			AN73A MS20073-05 10-24			AN75 MS20073-05 5/16-24			AN75A MS20074-05 5/16-18			AN76 MS20073-06 3/8-24			AN76A MS20074-06 3/8-16		
	AN74 MS20073-04 1/4-28			AN74A MS20074-04 1/4-20			Grip +/- .016			Length + .031			Grip +/- .016			Length + .031		
	K Ref (MIN)			K Ref (MIN)			K Ref (MIN)			K Ref (MIN)			K Ref (MIN)					
02	.062	.344	.250															
03	.062	.469	.375															
04	.062	.594	.500				.062	.609	.515									
05	.125	.656	.499				.125	.672	.515			.062	.734	.640				
06	.250	.781	.499				.250	.797	.515			.125	.797	.640				
07	.375	.906	.499				.375	.922	.515			.250	.922	.640				
10	.500	1.031	.499				.500	1.047	.515			.375	1.047	.640				
11	.625	1.156	.499				.625	1.172	.515			.500	1.172	.640				
12	.750	1.281	.499				.750	1.297	.515			.625	1.297	.640				
13	.875	1.406	.499				.875	1.422	.515			.750	1.422	.640				
14	1.000	1.531	.499				1.000	1.547	.515			.875	1.547	.640				
15	1.125	1.656	.499				1.125	1.672	.515			1.000	1.672	.640				
16	1.250	1.781	.499				1.250	1.797	.515			1.125	1.797	.640				
17	1.375	1.906	.499				1.375	1.922	.515			1.250	1.922	.640				
20	1.500	2.031	.499				1.500	2.047	.515			1.375	2.047	.640				
21	1.625	2.156	.499				1.625	2.172	.515			1.500	2.172	.640				
22	1.750	2.281	.499				1.750	2.297	.515			1.625	2.297	.640				
23	1.875	2.406	.499				1.875	2.422	.515			1.750	2.422	.640				
24	2.000	2.531	.499				2.000	2.547	.515			1.875	2.547	.640				
25	2.125	2.656	.499				2.125	2.672	.515			2.000	2.672	.640				
26	2.250	2.781	.499				2.250	2.797	.515			2.125	2.797	.640				
27	2.250	2.906	.499				2.375	2.922	.515			2.250	2.922	.640				
30	2.500	3.031	.499				2.500	3.049	.515			2.375	3.049	.640				

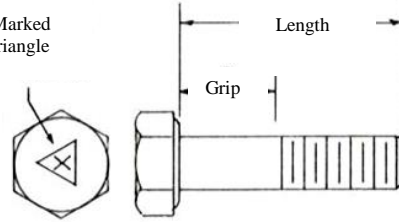
AN73 MS20073-03 10-32		AN74 MS20073-04 1/4-28		AN75 MS20073-05 5/16-24		AN76 MS20073-06 3/8-24			
Grip	Length	Grip	Length	Grip	Length	Grip	Length		
.062	.344	MS20073-03-02	MS20073-04-02						
.062	.469	MS20073-03-03	MS20073-04-03						
.062	.594	MS20073-03-04	MS20073-04-04	.062	.609	MS20073-05-04			
.125	.656	MS20073-03-05	MS20073-04-05	.125	.672	MS20073-05-05	.062	.734	MS20073-06-05
.250	.781	MS20073-03-06	MS20073-04-06	.250	.797	MS20073-05-06	.125	.797	MS20073-06-06
.375	.906	MS20073-03-07	MS20073-04-07	.375	.922	MS20073-05-07	.250	.922	MS20073-06-07
.500	1.031	MS20073-03-10	MS20073-04-10	.500	1.047	MS20073-05-10	.375	1.047	MS20073-06-10
.625	1.156	MS20073-03-11	MS20073-04-11	.625	1.172	MS20073-05-11	.500	1.172	MS20073-06-11
.750	1.281	MS20073-03-12	MS20073-04-12	.750	1.297	MS20073-05-12	.625	1.297	MS20073-06-12
.875	1.406	MS20073-03-13	MS20073-04-13	.875	1.422	MS20073-05-13	.750	1.422	MS20073-06-13
1.000	1.531	MS20073-03-14	MS20073-04-14	1.000	1.547	MS20073-05-14	.875	1.547	MS20073-06-14
1.125	1.656	MS20073-03-15	MS20073-04-15	1.125	1.672	MS20073-05-15	1.000	1.672	MS20073-06-15
1.250	1.781	MS20073-03-16	MS20073-04-16	1.250	1.797	MS20073-05-16	1.125	1.797	MS20073-06-16
1.375	1.906	MS20073-03-17	MS20073-04-17	1.375	1.922	MS20073-05-17	1.250	1.922	MS20073-06-17
1.500	2.031	MS20073-03-20	MS20073-04-20	1.500	2.047	MS20073-05-20	1.375	2.047	MS20073-06-20
1.625	2.156	MS20073-03-21	MS20073-04-21	1.625	2.172	MS20073-05-21	1.500	2.172	MS20073-06-21
1.750	2.281	MS20073-03-22	MS20073-04-22	1.750	2.297	MS20073-05-22	1.625	2.297	MS20073-06-22
1.875	2.406	MS20073-03-23	MS20073-04-23	1.875	2.422	MS20073-05-23	1.750	2.422	MS20073-06-23
2.000	2.531	MS20073-03-24	MS20073-04-24	2.000	2.547	MS20073-05-24	1.875	2.547	MS20073-06-24
2.125	2.656	MS20073-03-25	MS20073-04-25	2.125	2.672	MS20073-05-25	2.000	2.672	MS20073-06-25
2.250	2.781	MS20073-03-26	MS20073-04-26	2.250	2.797	MS20073-05-26	2.125	2.797	MS20073-06-26
2.275	2.906	MS20073-03-27	MS20073-04-27	2.375	2.922	MS20073-05-27	2.250	2.922	MS20073-06-27
2.500	3.031	MS20073-03-30	MS20073-04-30	2.500	3.049	MS20073-05-30	2.375	3.049	MS20073-06-30

# CLOSE TOLERANCE BOLTS AN173 thru AN186



MIL-B-6812 Specifications Similar to AN3-AN8 Bolts except machined after plating to closer tolerance. Coated as per MIL-C-11796 or -16173. Same strength values as AN3- AN8 bolts. Available with drilled shank and/head.

Head Marked with Triangle



**Example Part#s**

- AN176-10 3/8-24 x 1-5/64, Steel, Drilled Shank, Undrilled Head
- AN176C10 3/8-24 x 1-5/64, CRES, Drilled Shank, Undrilled Head
- AN176DD10A 3/8-24 x 1-5/64, Alum, UnDrilled Shank, Undrilled Head
- AN176DDH10 3/8-24 x 1-5/64, Alum, Drilled Shank, Drilled Head

AN173 3/16-32				AN174 1/4-28				AN175 5/16-24			
Grip	Length	Drilled	Undrilled	Grip	Length	Drilled	Undrilled	Grip	Length	Drilled	Undrilled
+/-1/64	+1/32 -1/64			+/-1/64	+1/32 -1/64			+/-1/64	+1/32 -1/64		
1/16	15/32	AN173-3	AN173-3A	1/16	15/32	AN174-3	AN174-3A	1/16	19/32	AN175-4	AN175-4A
1/8	17/32	AN173-4	AN173-4A	1/16	17/32	AN174-4	AN174-4A	3/16	23/32	AN175-5	AN175-5A
1/4	21/32	AN173-5	AN173-5A	3/16	21/32	AN174-5	AN174-5A	5/16	27/32	AN175-6	AN175-6A
3/8	25/32	AN173-6	AN173-6A	5/16	25/32	AN174-6	AN174-6A	7/16	31/32	AN175-7	AN175-7A
1/2	29/32	AN173-7	AN173-7A	7/16	29/32	AN174-7	AN174-7A	9/16	1-3/32	AN175-10	AN175-10A
5/8	1-1/32	AN173-10	AN173-10A	9/16	1-1/32	AN174-10	AN174-10A				
3/4	1-5/32	AN173-11	AN173-11A	11/16	1-5/32	AN174-11	AN174-11A	11/16	1-7/32	AN175-11	AN175-11A
7/8	1-9/32	AN173-12	AN173-12A	13/16	1-9/32	AN174-12	AN174-12A	13/16	1-11/32	AN175-12	AN175-12A
1	1-13/32	AN173-13	AN173-13A	15/16	1-13/32	AN174-13	AN174-13A	15/16	1-15/32	AN175-13	AN175-13A
1-1/8	1-17/32	AN173-14	AN173-14A	1-1/16	1-17/32	AN174-14	AN174-14A	1-1/16	1-19/32	AN175-14	AN175-14A
1-1/4	1-21/32	AN173-15	AN173-15A	1-3/16	1-21/32	AN174-15	AN174-15A	1-3/16	1-23/32	AN175-15	AN175-15A
1-3/8	1-25/32	AN173-16	AN173-16A	1-5/16	1-25/32	AN174-16	AN174-16A	1-5/16	1-27/32	AN175-16	AN175-16A
1-1/2	1-29/32	AN173-17	AN173-17A	1-7/16	1-29/32	AN174-17	AN174-17A	1-7/16	1-31/32	AN175-17	AN175-17A
1-5/8	2-1/32	AN173-20	AN173-20A	1-9/16	2-1/32	AN174-20	AN174-20A	1-9/16	2-3/32	AN175-20	AN175-20A
1-3/4	2-5/32	AN173-21	AN173-21A	1-11/16	2-5/32	AN174-21	AN174-21A	1-11/16	2-7/32	AN175-21	AN175-21A
1-7/8	2-9/32	AN173-22	AN173-22A	1-13/16	2-9/32	AN174-22	AN174-22A	1-13/16	2-11/32	AN175-22	AN175-22A
2	2-13/32	AN173-23	AN173-23A	1-15/16	2-13/32	AN174-23	AN174-23A	1-15/16	2-15/32	AN175-23	AN175-23A
2-1/8	2-17/32	AN173-24	AN173-24A	2-1/16	2-17/32	AN174-24	AN174-24A	2-1/16	2-19/32	AN175-24	AN175-24A
2-1/4	2-21/32	AN173-25	AN173-25A	2-3/16	2-21/32	AN174-25	AN174-25A	2-3/16	2-23/32	AN175-25	AN175-25A
2-3/8	2-25/32	AN173-26	AN173-26A	2-5/16	2-25/32	AN174-26	AN174-26A	2-5/16	2-27/32	AN175-26	AN175-26A
2-1/2	2-29/32	AN173-27	AN173-27A	2-7/16	2-29/32	AN174-27	AN174-27A	2-7/16	2-31/32	AN175-27	AN175-27A
2-5/8	3-1/32	AN173-30	AN173-30A	2-9/16	3-1/32	AN174-30	AN174-30A	2-9/16	3-3/32	AN175-30	AN175-30A

AN176 3/8-24				AN177 7/16-20				AN178 1/2-20			
Grip	Length	Drilled	Undrilled	Grip	Length	Drilled	Undrilled	Grip	Length	Drilled	Undrilled
+/-1/64	+1/32 -1/64			+/-1/64	+1/32 -1/64			+/-1/64	+1/32 -1/64		
1/16	45/64	AN176-5	AN176-5A	1/16	23/32	AN177-5	AN177-5A	1/16	27/32	AN178-6	AN178-6A
3/16	53/64	AN176-6	AN176-6A	3/16	27/32	AN177-6	AN177-6A	3/16	31/32	AN178-7	AN178-7A
5/16	61/64	AN176-7	AN176-7A	5/16	31/32	AN177-7	AN177-7A	5/16	1-3/32	AN178-10	AN178-10A
7/16	1-5/64	AN176-10	AN176-10A	7/16	1-3/32	AN177-10	AN177-10A				
9/16	1-13/64	AN176-11	AN176-11A	9/16	1-7/32	AN177-11	AN177-11A	7/16	1-7/32	AN178-11	AN178-11A
11/16	1-21/64	AN176-12	AN176-12A	11/16	1-11/32	AN177-12	AN177-12A	9/16	1-11/32	AN178-12	AN178-12A
13/16	1-29/64	AN176-13	AN176-13A	13/16	1-15/32	AN177-13	AN177-13A	11/16	1-15/32	AN178-13	AN178-13A
16/16	1-37/64	AN176-14	AN176-14A	16/16	1-19/32	AN177-14	AN177-14A	13/16	1-19/32	AN178-14	AN178-14A
1-1/16	1-45/64	AN176-15	AN176-15A	1-1/16	1-23/32	AN177-15	AN177-15A	16/16	1-23/32	AN178-15	AN178-15A
1-3/16	1-53/64	AN176-16	AN176-16A	1-3/16	1-27/32	AN177-16	AN177-16A	1-1/16	1-27/32	AN178-16	AN178-16A
1-5/16	1-61/64	AN176-17	AN176-17A	1-5/16	1-31/32	AN177-17	AN177-17A	1-3/16	1-31/32	AN178-17	AN178-17A
1-7/16	2-5/64	AN176-20	AN176-20A	1-7/16	2-3/32	AN177-20	AN177-20A	1-5/16	2-3/32	AN178-20	AN178-20A
1-9/16	2-13/64	AN176-21	AN176-21A	1-9/16	2-7/32	AN177-21	AN177-21A	1-7/16	2-7/32	AN178-21	AN178-21A
1-11/16	2-21/64	AN176-22	AN176-22A	1-11/16	2-11/32	AN177-22	AN177-22A	1-9/16	2-11/32	AN178-22	AN178-22A
1-13/16	2-29/64	AN176-23	AN176-23A	1-13/16	2-15/32	AN177-23	AN177-23A	1-11/16	2-15/32	AN178-23	AN178-23A
1-15/16	2-37/64	AN176-24	AN176-24A	1-15/16	2-19/32	AN177-24	AN177-24A	1-13/16	2-19/32	AN178-24	AN178-24A
2-1/16	2-45/64	AN176-25	AN176-25A	2-1/16	2-23/32	AN177-25	AN177-25A	1-15/16	2-23/32	AN178-25	AN178-25A
2-3/16	2-53/64	AN176-26	AN176-26A	2-3/16	2-27/32	AN177-26	AN177-26A	2-1/16	2-27/32	AN178-26	AN178-26A
2-5/16	2-61/64	AN176-27	AN176-27A	2-5/16	2-31/32	AN177-27	AN177-27A	2-3/16	2-31/32	AN178-27	AN178-27A
2-7/16	3-5/64	AN176-30	AN176-30A	2-7/16	3-3/32	AN177-30	AN177-30A	2-5/16	3-3/32	AN178-30	AN178-30A

# NAS 1100 Series High Strength Bolts



NAS1103 thru NAS1120 Bolt - Shear, Modified Hexagon Head

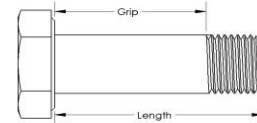
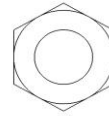
Short Thread Alloy Steel Heat Treated Per MIL-H-6875

160,000 - 180,000 psi Tensile Strength 95,000 psi Minimum Shear

Cadmium Plated per QQ-P-416, Type II, Class 2.

Example Part#: NAS1104-9D 1/4-28 x .878 Drilled Shank

NAS1106-27 3/8-24 x 2.079 Undrilled Shank



Dash #	Thread Grip	Length													
		#1032	1/4-28	5/16-24	3/8-24	7/16-20	1/2-20	9/16-18	5/8-18	3/4-16	7/8-14	1-12	1-1/8-12	1-1/4-12	
		NAS 1103	NAS 1104	NAS 1105	NAS 1106	NAS 1107	NAS 1108	NAS 1109	NAS 1110	NAS 1112	NAS 1114	NAS 1116	NAS 1118	NAS 1120	
1	0.620	0.338	0.378	0.437	0.453	0.515	0.515	0.573	0.605	0.634	0.714	0.832	0.926	1.020	
2	0.125	0.401	0.441	0.500	0.516	0.578	0.578	0.636	0.668	0.697	0.777	0.895	0.989	1.083	
3	0.188	0.464	0.504	0.563	0.579	0.641	0.641	0.699	0.731	0.760	0.840	0.958	1.052	1.146	
4	0.250	0.526	0.566	0.625	0.641	0.703	0.703	0.761	0.793	0.822	0.902	1.020	1.114	1.208	
5	0.312	0.588	0.628	0.687	0.703	0.765	0.765	0.823	0.855	0.884	0.964	1.082	1.176	1.270	
6	0.375	0.651	0.691	0.750	0.766	0.828	0.828	0.886	0.918	0.947	1.027	1.145	1.239	1.333	
7	0.438	0.714	0.754	0.813	0.829	0.891	0.891	0.949	0.981	1.010	1.090	1.208	1.302	1.396	
8	0.500	0.776	0.816	0.875	0.891	0.953	0.953	1.011	1.043	1.072	1.152	1.270	1.364	1.458	
9	0.562	0.838	0.878	0.937	0.953	1.015	1.015	1.073	1.105	1.134	1.214	1.332	1.426	1.520	
10	0.625	0.901	0.941	1.000	1.016	1.078	1.078	1.136	1.168	1.197	1.277	1.395	1.489	1.583	
11	0.688	0.964	1.004	1.063	1.079	1.141	1.141	1.199	1.231	1.260	1.340	1.458	1.552	1.646	
12	0.750	1.026	1.066	1.125	1.141	1.203	1.203	1.261	1.291	1.322	1.402	1.520	1.614	1.708	
13	8.120	1.088	1.128	1.187	1.203	1.265	1.265	1.323	1.355	1.384	1.464	1.582	1.676	1.770	
14	0.875	1.151	1.191	1.250	1.266	1.328	1.328	1.386	1.418	1.447	1.527	1.645	1.739	1.833	
15	0.938	1.214	1.254	1.313	1.329	1.391	1.391	1.449	1.481	1.510	1.590	1.708	1.802	1.896	
16	1.000	1.276	1.316	1.375	1.391	1.453	1.453	1.511	1.543	1.572	1.652	1.770	1.864	1.958	
17	1.062	1.338	1.378	1.437	1.453	1.515	1.515	1.573	1.605	1.634	1.714	1.832	1.926	2.020	
18	1.125	1.401	1.441	1.500	1.516	1.578	1.578	1.636	1.668	1.697	1.777	1.895	1.989	2.083	
19	1.188	1.464	1.504	1.563	1.579	1.641	1.641	1.699	1.731	1.760	1.840	1.958	2.052	2.146	
20	1.250	1.526	1.566	1.625	1.641	1.703	1.703	1.761	1.793	1.822	1.902	2.020	2.114	2.208	
21	1.312	1.588	1.628	1.687	1.703	1.765	1.765	1.823	1.855	1.884	1.964	2.082	2.176	2.270	
22	1.375	1.651	1.691	1.750	1.766	1.828	1.828	1.886	1.918	1.947	2.027	2.145	2.239	2.333	
23	1.438	1.714	1.754	1.813	1.829	1.891	1.891	1.949	1.981	2.010	2.090	2.208	2.302	2.396	
24	1.500	1.776	1.816	1.875	1.891	1.953	1.953	2.011	2.043	2.072	2.152	2.270	2.364	2.458	
25	1.562	1.838	1.878	1.937	1.953	2.015	2.015	2.073	2.105	2.134	2.214	2.332	2.426	2.520	
26	1.625	1.901	1.941	2.000	2.016	2.078	2.078	2.136	2.168	2.197	2.277	2.395	2.489	2.583	
27	1.688	1.964	2.004	2.063	2.079	2.141	2.141	2.199	2.231	2.260	2.340	2.458	2.552	2.646	
28	1.750	2.026	2.066	2.125	2.141	2.203	2.203	2.261	2.291	2.322	2.402	2.520	2.614	2.708	
29	1.812	2.088	2.128	2.187	2.203	2.265	2.265	2.323	2.355	2.384	2.464	2.582	2.676	2.770	
30	1.875	2.151	2.191	2.250	2.266	2.328	2.328	2.386	2.418	2.447	2.527	2.645	2.739	2.833	
31	1.938	2.214	2.254	2.313	2.329	2.391	2.391	2.449	2.481	2.510	2.590	2.708	2.802	2.896	
32	2.000	2.276	2.316	2.375	2.391	2.453	2.453	2.511	2.543	2.572	2.652	2.770	2.864	2.958	
34	2.125	2.401	2.441	2.500	2.516	2.578	2.578	2.636	2.668	2.697	2.777	2.895	2.989	3.083	
36	2.250	2.526	2.566	2.625	2.641	2.703	2.703	2.761	2.793	2.822	2.902	3.020	3.114	3.208	
38	2.375	2.651	2.691	2.750	2.766	2.828	2.828	2.886	2.918	2.947	3.027	3.145	3.239	3.333	
40	2.500	2.776	2.816	2.875	2.891	2.953	2.953	3.011	3.043	3.072	3.152	3.270	3.364	3.458	
42	2.625	2.901	2.941	3.000	3.016	3.078	3.078	3.136	3.168	3.197	3.277	3.395	3.489	3.583	
44	2.750	3.026	3.066	3.125	3.141	3.203	3.203	3.261	3.291	3.322	3.402	3.520	3.614	3.708	
46	2.875	3.151	3.191	3.250	3.266	3.328	3.328	3.386	3.418	3.447	3.527	3.645	3.739	3.833	
48	3.000	3.276	3.316	3.375	3.391	3.453	3.453	3.511	3.543	3.572	3.652	3.770	3.864	3.958	
50	3.125	3.401	3.441	3.500	3.516	3.578	3.578	3.636	3.668	3.697	3.777	3.895	3.989	4.083	
52	3.250	3.526	3.566	3.625	3.641	3.703	3.703	3.761	3.793	3.822	3.902	4.020	4.114	4.208	
54	3.375	3.651	3.691	3.750	3.766	3.828	3.828	3.886	3.918	3.947	4.027	4.145	4.239	4.333	
56	3.500	3.776	3.816	3.875	3.891	3.953	3.953	4.011	4.043	4.072	4.152	4.270	4.364	4.458	
58	3.625	3.901	3.941	4.000	4.016	4.078	4.078	4.136	4.168	4.197	4.277	4.395	4.489	4.583	
60	3.750	4.026	4.066	4.125	4.141	4.203	4.203	4.261	4.291	4.322	4.402	4.520	4.614	4.708	
62	3.875	4.151	4.191	4.250	4.266	4.328	4.328	4.386	4.418	4.447	4.527	4.645	4.739	4.833	
64	4.000	4.276	4.316	4.375	4.391	4.453	4.453	4.511	4.543	4.572	4.652	4.770	4.864	4.958	
66	4.125	4.401	4.441	4.500	4.516	4.578	4.578	4.636	4.668	4.697	4.777	4.895	4.989	5.083	
68	4.250	4.526	4.566	4.625	4.641	4.703	4.703	4.761	4.793	4.822	4.902	5.020	5.114	5.208	
70	4.375	4.651	4.691	4.750	4.766	4.828	4.828	4.886	4.918	4.947	5.027	5.145	5.239	5.333	
72	4.500	4.776	4.816	4.875	4.891	4.953	4.953	5.011	5.043	5.072	5.152	5.270	5.364	5.458	
74	4.625	4.901	4.941	5.000	5.016	5.078	5.078	5.136	5.168	5.197	5.277	5.395	5.489	5.583	
76	4.750	5.026	5.066	5.125	5.141	5.203	5.203	5.261	5.291	5.322	5.402	5.520	5.614	5.708	
78	4.875	5.151	5.191	5.250	5.266	5.328	5.328	5.386	5.418	5.447	5.527	5.645	5.739	5.833	
80	5.000	5.276	5.316	5.375	5.391	5.453	5.453	5.511	5.543	5.572	5.652	5.770	5.864	5.958	
82	5.125	5.401	5.441	5.500	5.516	5.578	5.578	5.636	5.668	5.697	5.777	5.895	5.989	6.083	
84	5.250	5.526	5.566	5.625	5.641	5.703	5.703	5.761	5.793	5.822	5.902	6.020	6.114	6.208	
86	5.375	5.651	5.691	5.750	5.766	5.828	5.828	5.886	5.918	5.947	6.027	6.145	6.239	6.333	
88	5.500	5.776	5.816	5.875	5.891	5.953	5.953	6.011	6.043	6.072	6.152	6.270	6.364	6.458	
90	5.625	5.901	5.941	6.000	6.016	6.078	6.078	6.136	6.168	6.197	6.277	6.395	6.489	6.583	
92	5.750	6.026	6.066	6.125	6.141	6.203	6.203	6.261	6.291	6.322	6.402	6.520	6.614	6.708	
94	5.875	6.151	6.191	6.250	6.266	6.328	6.328	6.386	6.418	6.447	6.527	6.645	6.739	6.833	
96	6.000	6.276	6.316	6.375	6.391	6.453	6.453	6.511	6.543	6.572	6.652	6.770	6.864	6.958	

Notes: NAS1100 Series Bolts are shear bolts because of the short thread design. Use MS21042, MS21245, or MS17826 Shear Nuts.

For tensile applications use NAS1300 Series Bolts.

Skybolt Stocks limited NAS Bolts - Call - We will source

# MS-NAS High Strength Bolts -continued-



(Special Order Only)

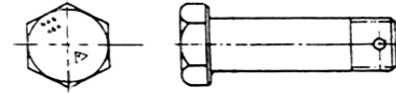
## NAS464 BOLT - SHEAR CLOSE TOLERANCE ALLOY STEEL

160,000 PSI Minimum Tensile Strength

<b>NAS464-3</b> #10-32	<b>NAS464-4</b> 1/4-28	<b>NAS464-5</b> 5/16-24	<b>NAS464-5L</b> 5/16-24	<b>NAS464-6</b> 3/8-24	<b>NAS464-6L</b> 3/8-24
<b>NAS464-7</b> 7/16-20	<b>NAS464-7L</b> 7/16-20 Long Thread	<b>NAS464-8</b> 1/2-20	<b>NAS464-8L</b> 1/2-20 Long Thread	Thru	<b>NAS464-16L</b> 1-12

Example Part#s

NAS464-3-11 #10-32 x 1-1/32, Unplated Shank, Drilled Shank  
 NAS464P3-11 #10-32 x 1-1/32, Plated Shank, Drilled Shank  
 NAS464-6L16 3/8-24 x 1-7/16, Long Thread, Unplated, Drilled Shank  
 NAS464P6LA29 3/8-24 x 2-1/4, Long Thread, Plated Shank, Undrilled Shank



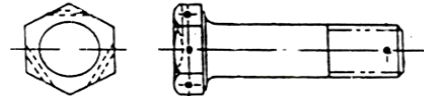
## NAS1303 THRU NAS1320 BOLT - SHEAR, HEXAGON HEAD, LONG THREAD Alloy Steel

160,000 PSI Minimum Tensile Strength

<b>NAS1303</b> #10-32	<b>NAS1304</b> 1/4-24	<b>NAS1305</b> 5/16-24	<b>NAS1306</b> 3/8-24	<b>NAS1307</b> 7/16-20	<b>NAS1308</b> 1/2-20
<b>NAS1309</b> 9/16-18	<b>NAS1310</b> 5/8-18	<b>NAS1312</b> 3/4-16	<b>NAS1314</b> 7/8-14	Thru	<b>NAS1320</b> 1-1/4-12

Example Part#s

NAS1308-10 1/2-20 X 1.360, Undrilled Shank, Undrilled Head  
 NAS1310-27D 5/8-18 x 2.590, Drilled Shank, Undrilled Head  
 NAS1310-96DH 5/8-18 x 6.902, Drilled Shank, Drilled Head  
 NOTE: NAS1103/NAS1303 Series Bolts have the same grip values per dash#.  
 NAS1303 have longer threads, hence longer length per dash#.



## INTERNAL WRENCHING BOLTS

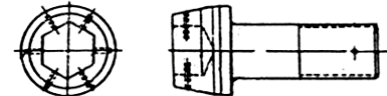
### MS20004 THRU MS20024 BOLT- INTERNAL WRENCHING ALLOY STEEL

160,000 PSI Minimum Tensile Strength, 96,000 PSI Minimum Shear Strength

<b>MS20004</b> 1/4-28	<b>MS20005</b> 5/16-24	<b>MS20006</b> 3/8-24	<b>MS20007</b> 7/16-20	<b>MS20008</b> 1/2-20	<b>MS20009</b> 9/16-18
<b>MS20010</b> 5/8-18	<b>MS20012</b> 3/4-16	<b>MS20014</b> 7/8-14	<b>MS20016</b> 1-14	Thru	<b>MS20024</b> 1-1/2-12

Example Part#s

MS20006-18 3/8-24 X 1.812, Undrilled Head  
 MS20008H96 1/2-20 X 6.812, Drilled Head



### NAS144 THRU NAS158 BOLT - INTERNAL WRENCHING ALLOY STEEL

160,000 PSI Minimum Tensile Strength

<b>NAS144</b> 1/4-28	<b>NAS145</b> 5/16-24	<b>NAS146</b> 3/8-24	<b>NAS147</b> 7/16-20	<b>NAS148</b> 1/2-20	<b>NAS149</b> 9/16-18	<b>NAS150</b> 5/8-18
<b>NAS152</b> 3/4-16	<b>NAS154</b> 7/8-14	<b>NAS156</b> 1-1/4	<b>NAS158</b> 1-1/8-12			

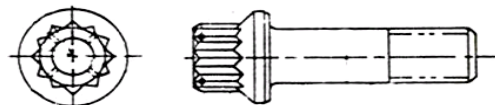
Example Part#s

NAS144-25 1/4-28 x 1-9/16, Undrilled Shank, Undrilled Head  
 NAS148DH-127 1/2-20 x 7-15/16, Undrilled Shank, Drilled Head  
 NAS150ADH-49 5/8-18 x 3-1/16, Drilled Shank, Drilled Head

## EXTERNAL WRENCHING (12 POINT) BOLTS

<b>BACB30MR</b>	6AL-4V	<b>TITANIUM</b>	160,000 PSI Tensile Strength
<b>MS21250</b>	Alloy Steel 180,000 PSI Tensile Strength		
<b>BACB30LE</b>	A286 Stainless 200,000 PSI Tensile Strength		

The above bolts are available with Drilled or Undrilled Head.



**NOTES** MS-NAS bolts may be special order items as stocking levels and availability may be limited.  
 NAS Bolts - To determine the dash # of most NAS bolts and screws, divide the dimensional thickness of parts being joined ( or measure the bolt grip to the end of the full cylindrical portion of shank ) and divide by .0625. Example: Grip= .250/.0625 =4. MS bolts must be chart referenced.

Skybolt Stocks limited NAS Bolts - Call - We will source

# STANDARD LOCKNUTS

THIN NUT (250F) MS20364A (AN364) MS21083 NAS1022 Steel-Nylon Insert Stainless - Nylon Insert MS20364C (AN364C) All-Metal See MS21245		REGULAR NUT (250F) MS20365A (AN365) MS21044N Steel-Nylon Insert MS20365C (AN365) All-Metal (Steel) MS21044C Stainless-Nylon Insert		HIGH TEMP ALL-METAL LOCKNUT MS21045 (450F) (AN363,NAS1021) Steel MS21045C (450F) (AN363C,NAS1021A)CRES MS21046 (800F) (NAS1021C) CRES-Silver Plate		
	MS20364 (Ste)	MS2183 (CRES)	MS20365 (Steel-Nylon)	MS21044C (Stainless-Nylon)	AN363 (Steel)	MS21046 (Stainless)
SIZE	Part#	Part#	Part#	Part#	Part#	Part#
#4-40	MS20364-440A	MS21083C04	MS20365-440A	MS21044C04	AN363-440	MS21046C04
#6-32	MS20364-632A	MS21083C06	MS20365-632A	MS21044C06	AN363-632	MS21046C06
#8-32	MS20364-832A	MS21083C08	MS20365-832A	MS21044C08	AN363-832	MS21046C08
#10-32	MS20364-1032A	MS21083C3	MS20365-1032A	MS21044C3	AN363-1032	MS21046C3
1/4-28	MS20364-428A	MS21083C4	MS20365-428A	MS21044C4	AN363-428	MS21046C4
5/16-24	MS20364-524A	MS21083C5	MS20365-524A	MS21044C5	AN363-524	MS21046C5
3/8-24	MS20364-624A	MS21083C6	MS20365-624A	MS21044C6	AN363-624	MS21046C6
7/16-20	MS20364-720A	MS21083C7	MS20365-720A	MS21044C7	AN363-720	MS21046C7
1/2-20	MS20364-820A	MS21083C8	MS20365-820A	MS21044C8	AN363-820	MS21046C8
9/16-18	MS20364-918A	MS21083C9	MS20365-918A	MS21044C9	AN363-918	MS21046C9
5/8-18	MS20364-1018A	MS21083C10	MS20365-1018A	MS21044C10	AN363-1018	MS21046C10

Note: AN365C or MS20365C denote All-Metal (Steel) nuts. Stainless Nylon Locknuts should be ordered as MS21044C. MS20364/AN364 and MS20365/AN365 are interchangeable. MS21044 can replace AN363/NAS1021, but MS20365/AN365 cannot replace MS21044 (not interchangeable). MS21045 can replace AN363C/NAS1021C but are not interchangeable. Because of supply, pricing for AN363C can and does exceed MS21046C.

PLAIN NUTS											
Procurement Specification FF-N-836 Cadmium Plated Per QQ-P-416 AN360 Meets Specs AN-N-2											
Dash#	SIZE	AN310 CASTLE NUT	AN310C CASTLE NUT	AN320 SHEAR NUT	AN320C SHEAR NUT	AN315 PLAIN NUT	AN316 CHECK NUT	AN360 ENGINE NUT			
-632	#6-32	AN310-632	AN310C632	AN320-632	AN320C632	AN315-632	AN316-632	AN360-632			
-832	#8-32	AN310-832	AN310 C832	AN320-832	AN320C832	AN315-832	AN316-832	AN360-832			
-3	#10-32	AN310-3	AN310 C3	AN320-3	AN320C3	AN315-3	AN316-3	AN360-3			
-4	1/4-28	AN310-4	AN310 C4	AN320-4	AN320C4	AN315-4	AN316-4	AN360-4			
-5	5/16-24	AN310-5	AN310 C5	AN320-5	AN320C5	AN315-5	AN316-5	AN360-5			
-6	3/8-24	AN310-6	AN310 C6	AN320-6	AN320C6	AN315-6	AN316-6	AN360-6			
-7	7/16-20	AN310-7	AN310 C7	AN320-7	AN320C7	AN315-7	AN316-7	AN360-7			
-8	1/2-20	AN310-8	AN310 C8	AN320-8	AN320C8	AN315-8	AN316-8	AN360-8			
-9	9/16-18	AN310-9	AN310 C9	AN320-9	AN320C9	AN315-9	AN316-9	AN360-9			
-10	5/8-18	AN310-10	AN310 C10	AN320-10	AN320C10	AN315-10	AN316-10	AN360-10			
-3L	#10-32L					AN315-3L	AN316-3L				
-4L	1/4-28L					AN315-4L	AN316-4L				
-5L	5/16-24L					AN315-5L	AN316-5L				
-6L	3/8-24L					AN315-6L	AN316-6L				
-7L	7/16-20L					AN315-7L	AN316-7L				

Note: AN360 Nuts are designed specifically for engines and should not be used on airframes as per drawing. AN360 Nuts have base countersunk 90Deg to the threads verses 110Deg for other AN Nuts.

NYLON CAP LOCKNUT Nylon Cap and Insert 250 Deg 80PSI Steel Cadmium Plated per QQ-P-416		AC CAP NUT Brass cap nut		AN350 WING NUT Cadmium plated per QQ-P-416	
Part#	Size	Part#	Size	Part#	Size
F22NKTM-62	#6-32	AC632	#6-32	AN350-632	#6-32
F22NKTM-82	#8-32	AC832	#8-32	AN350-832	#8-32
F22NKTM-02	#1032	AC1032	#10-32	AN350-3	#10-32
F22NKTE-048	1/4-28			AN350-4	1/4-28
				AN350-5	5/16-24
				AN350-6	3/8-24

## REDUCED DIMENSION LOCKNUT MS21042 (450F) MS21043 (800F)



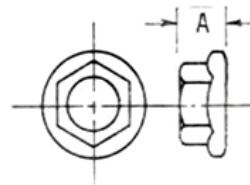
MS21042 - 160,000 PSI Tensile Strength Steel - Cadmium plated per QQ-P-416

Replace (-) with (L) for Dry Film Lubricant.

MS21043 - 125,000 PSI Tensile Strength CRES - Silver plated

Superceeds MS21040, NAS679, NAS1021, NAS1022, NAS1291

MS21042	Thread	Amax	Strength	Weight
MS21042-02	#2-56	.100	660LB	.09g
MS21042-04	#4-40	.125	1,110	.23
MS21042-06	#6-32	.141	1,670	.36
MS21042-08	#8-32	.188	2,490	.68
MS21042-3	#10-32	.188	3,470	.82
MS21042-4	1/4-28	.219	6,200	1.59
MS21042-5	5/16-24	.260	9,820	2.72
MS21042-6	3/8-24	.282	15,200	3.63



Note: MS20365-1032A = 2.3grams MS21042 Cadmium Plated Steel are stock items.

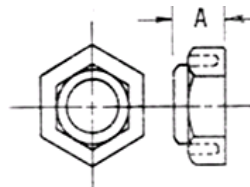
MS21042 Nuts are sometimes referred to as Jet Nuts or Kaynuts.

MS21043	Thread	Amax	Strength	Weight
MS21043-04	#4-40	.125	750LB	.23g
MS21043-06	#6-32	.141	1,136	.36
MS21043-08	#8-32	.188	1,720	.68
MS21043-3	#10-32	.188	2,460	.82
MS21043-4	1/4-28	.219	4,580	1.59
MS21043-5	5/16-24	.266	7,390	2.72
MS21043-6	3/8-24	.282	11,450	3.63

## LOW HEIGHT HEX LOCKNUT NAS679 (450F AND 800F)

125,000 PSI Tensile Strength Steel - Cadmium plated per QQ-P-416 with Dry Film Lubricant. Replace (A) with (X) for Cadmium plate without Dry Film Lubricant. CRES - Replace (A) with (C). Add (W) to dash# to indicate internal wrenching feature.

NAS679	Thread	Amax	Strength	Weight
NAS679A04	#4-40	.125	750LB	.59g
NAS679A06	#6-32	.141	1,130	1.04
NAS679A08	#8-32	.188	1,720	1.27
NAS679A3	#10-32	.188	2,460	1.59
NAS679A4	1/4-28	.219	4,580	2.41
NAS679A5	5/16-24	.266	7,390	3.86
NAS679A6	3/8-24	.282	11,450	4.99
NAS679A7	7/16-20	.328	15,450	8.84

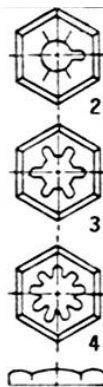


## PAL NUT MS27151 and USAF 356

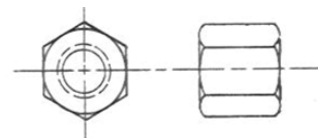
SAE 1050 Spring Steel (MS27151)

Cadmium Plated per QQ-P-416

MS27151	Type	Size	USAF 356
MS27151-5	2	#6-32	-632
MS27151-6	2	#8-32	-832
MS27151-7	2	#10-32	-1032
MS27151-8	2	#10-24	-1024
MS27151-12	3	1/4-20	-420
MS27151-13	3	1/4-28	-428
MS27151-15	3	5/16-18	-518
MS27151-16	4	5/16-24	-524
MS27151-18	3	3/8-16	-616
MS27151-19	4	3/8-24	-624
MS27151-21	4	7/16-20	-720
MS27151-23	3	1/2-13	-813
MS27151-24	4	1/2-20	-820



## EXHAUST MANIFOLD NUTS

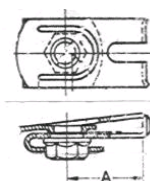


Part#	Size	Application
NAF213790-4 or 21247	1/4-28	Cont 0470
NAF213790-5 or 22022	5/16-24	Cont A65,C75 thru C90,O200 O300
CONT 643967	1/4-28	Cont 0470
STD1410	5/16-18	Steel Lycoming

Sheet

## FLOATING CLIP-ON NUTS

MIL-N-25027 125,000 PSI  
Hardened SAE 1050 Steel  
Cadmium Plated per QQ-P-416  
(Nut and Clip)



Part#	Size	Thickness	'A'
294667	#6-32	.030-.051	.295
130007	#8-32	.020-.090	.515
130008	#8-32	.020-.070	.400
130061	#10-32	.020-.090	.515
130062	#10-32	.020-.090	.665
130068	#10-32	.140-.230	.740

## MS17825 - CASTELLATED NUT, LOCKING, Regular Height

Steel - Cadmium plated per QQ-P-416, Nylon Insert 250 Deg F

## MS17826 - CASTELLATED NUT, LOCKING, Thin

Steel - Cadmium plated per QQ-P-416, Nylon Insert 250 Deg F

MS17825					MS17826			
	Thread	Amax	Strength	Weight		Amax	Strength	Weight
MS17825-3	#10-32	.265	1950LB	1.81g	MS17826-3	.203	1000LB	1.54g
MS17825-4	1/4-28	.296	3500	2.95	MS17826-4	.203	1800	1.81
MS17825-5	5/16-24	.343	5500	4.54	MS17826-5	.203	2900	2.49
MS17825-6	3/8-24	.421	9000	6.35	MS17826-6	.234	4100	3.40
MS17825-7	7/16-20	.468	12200	9.07	MS17826-7	.234	5000	3.86
MS17825-8	1/2-20	.578	16600	17.69	MS17826-8	.265	5600	7.26
MS17825-9	9/16-18	.624	21200	31.30	MS17826-9	.328	7800	13.61
MS17825-10	5/8-18	.734	27400	51.71	MS17826-10	.328	10000	18.14
MS17825-12	3/4-16	.828	40000	76.66	MS17826-12	.390	15500	26.54



MS17825



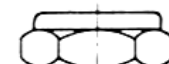
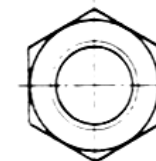
MS17826

## MS21245 (MS20364C) - NUT, LOCKING Thin

Steel - Cadmium plated per QQ-P-416, Allmetal Nut 450 Deg F

80,000 PSI Tensile Strength

MS21245	MS20364	Thread	Amax	Strength	Weight
	MS20364-632C	#6-32	.125		
	MS20364-832C	#8-32	.172		
	MS20364-1032C	#10-32	.172		
	MS20364-428C	1/4-28	.203		
	MS20364-524C	5/16-24	.250		
	MS20364-624C	3/8-24	.266		
MS21245-7	MS20364-720C	7/16-20	.328	10300	8.75g
MS21245-8	MS20364-820C	1/2-20	.328	13750	9.89
MS21245-9	MS20364-918C	9/16-18	.375	17400	15.47
MS21245-10	MS20364-1018C	5/8-18	.407	21800	18.00
MS21245-12	MS20364-1216C	3/4-16	.422	31800	24.99



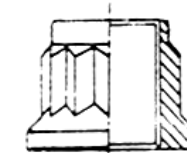
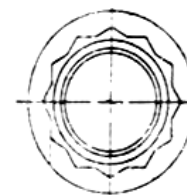
## NAS1804

### BACN10GW - 12 POINT NUT, LOCKING

Alloy Steel per ANS6304 Heat Treated, Cadmium plated per QQ-P-416, 450 Deg F

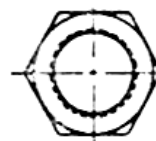
180,000 PSI Tensile Strength

NAS1804	Thread	Amax	Strength	Weight
NAS1804-3	#10-32	.190	4035LB	.95g
NAS1804-4	1/4-28	.250	7200	1.91
NAS1804-5	5/16-24	.285	11400	3.22
NAS1804-6	3/8-24	.375	17000	5.72
NAS1804-7	7/16-20	.438	23000	9.62
NAS1804-8	1/2-20	.500	30700	13.65
NAS1804-9	9/16-18	.562	38900	18.69
NAS1804-10	5/8-18	.625	48700	24.31
NAS1804-12	3/4-16	.750	70800	43.86



## MACHINE SCREW NUT AN340 and AN345

SIZE	AN340	MS35649	SIZE	AN345	MS35650
#4-40	AN340-4	-242	#8-36	AN345-8	-382
#4-40	AN340B4	-245	#10-32	AN345-10	-302
#4-40	AN340C4	-244	#10-32	AN345C10	-304
#6-32	AN340-6	-262	#10-32	AN345B10	-305
#6-32	AN340C6	-264	1/4-28	AN345-416	-3252
#6-32	AN340B6	-265	1/4-28	AN345C416	-3254
#8-32	AN340-8	-282	5/16-24	AN345-516	-3312
#8-32	AN340C8	-284	3/8-24	AN345-616	-3382
#8-32	AN340B8	-286			
#10-24	AN340-10	-202			
#10-24	AN340C10	-204			
1/4-20	AN340-416	-2252			
1/4-20	AN340C416	-2254			
5/16-18	AN340-516	-2312			
3/8-16	AN340-616	-2382			



# Recommended Torque Values for Nut-Bolt Combinations



(Without Lubrication) Reference - AC 43.13-1A

Bolts Steel Tension		Bolts Steel Tension		Bolts Aluminum	
AN 3 thru AN 20 AN 42 thru AN 49 AN 173 thru AN 186 MS 20033 thru MS 20046 MS20073 MS20074 AN509 MS24694 AN 525 MS27039		MS20004 thru 20024 NAS 144 thru NAS 158 NAS 333 thru 340 NAS 583 thru NAS 590 NAS 624 thru NAS 644 NAS 1303 thru NAS 1320 NAS 172 NAS 174 NAS 517  NAS464		AN 3DD thru AN 20DD AN 173DD thru AN 186 DD AN 509DD AN525D MS 27039D MS24694DD	
Nuts Steel Tension      Steel Shear		Nuts Steel Tension      Steel Shear		Nuts Aluminum Tension      Aluminum Shear	
AN 310      AN 320 AN 315      AN 634 AN 363      NAS 1022 AN 365      MS 17826 NAS 1021      MS 20364 MS 17825 MS 21045 MS 20365 MS 20500 NAS 679		AN 310      AN 320 AN 315      AN 364 AN 363      NAS 1022 AN 365      MS 17826 MS 17825      MS 20364 MS 20365 MS 21045 NAS 1021 NAS 679 NAS 1291		AN 365 D      AN 320 D AN 310 D      AN 364 D NAS 1021 D      NAS 1022 D	

## FINE THREAD SERIES

Nut Bolt size	Torque Limits in lbs.		Torque Limits in lbs.		Torque Limits in lbs.		Torque Limits in lbs.		Torque Limits in lbs.		Torque Limits in lbs.	
	Min.	Max	Min.	Max	Min.	Max	Min.	Max	Min.	Max	Min.	Max
8-36	12	15	7	9	-----	-----	-----	-----	5	10	3	6
10-32	20	25	12	15	25	30	15	20	10	15	5	10
1/4-28	50	70	30	40	80	100	50	60	30	45	15	30
5/16-24	100	140	60	85	120	145	70	90	40	65	25	40
3/8-24	160	190	95	110	200	250	120	150	75	110	45	70
7/16-20	450	500	270	300	520	630	300	400	180	280	110	170
1/2-20	480	690	290	410	770	950	450	550	280	410	160	260
9/16-18	800	1,000	480	600	1,100	1,300	650	800	380	580	230	360
5/8-18	1,100	1,300	660	780	1,250	1,550	750	950	550	670	270	420
3/4-16	2,300	2,500	1,300	1,500	2,650	3,200	1,600	1,900	950	1,250	560	880
7/8-14	2,500	3,000	1,500	1,800	3,550	4,350	2,100	2,600	250	1,900	750	1,200
1-14	3,700	4,500	2,200	3,300	4,500	5,500	2,700	3,300	600	2,400	950	1,500
1 1/8-12	5,000	7,000	3,000	4,200	6,000	7,300	3,600	4,400	100	3,200	1,250	2,000
1 1/4-12	9,000	11,000	5,400	6,600	11,000	13,400	6,600	8,000	900	5,600	2,300	3,650

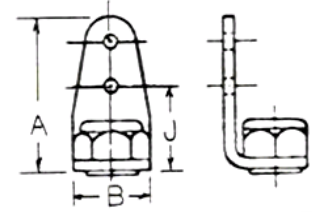
## COARSE THREAD SERIES

Nut Bolt size	Torque Limits in lbs.		Torque Limits in lbs.	
	Min.	Max	Min.	Max
8-32	12	15	7	9
10-24	20	25	12	15
1/4-20	40	50	25	30
5/16-18	80	90	48	55
2/8-16	160	185	95	110
7/16-14	235	255	140	155
1/2-13	400	480	240	290
9/16-12	500	700	300	420
5/8-11	700	900	420	540
3/4-10	1,150	1,600	700	950
7/4-9	2.2	3,000	1,300	1,800
1-8	3,700	5,000	2,200	3,000
1 1/8-8	5,500	6,500	3,300	4,000
1 1/4-8	6,500	8,000	4,000	5,000

# PLATENUTS

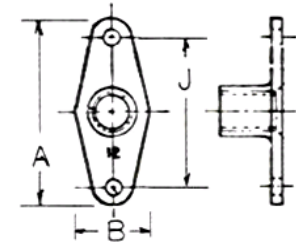
## AN256 RIGHT ANGLE PLATENUT (NYLON INSERT) 250 Deg F

AN256	Thread	A	B	J
AN256F6	#6-32	.859	.438	.468
AN256F8	#8-32	.859	.438	.468
AN256F10	#10-32	.859	.438	.468



## MS20501 TWO LUG PLATENUT (ALL METAL) 1200 Deg F

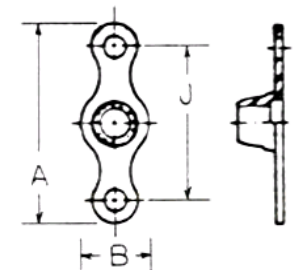
Dash#	Thread	A Max	B Max	J Min	J Max
MS20501-632	#6-32	.986	.407	.686	.690
MS20501-832	#8-32	.986	.407	.686	.690
MS20501-1032	#10-32	.986	.407	.686	.690
MS20501-428	1/4-28	1.298	.516	.998	1.002
MS20501-524	5/16-24	1.298	.532	.998	1.002
MS20501-624	3/8-24	1.298	.641	.998	1.002



## MS21047 TWO LUG PLATENUT (ALL METAL) 450 Deg F

Add K to Dash# to denote Dimpled rivet holes.

Dash#	AN362 NAS			Thread	A Max	B Min	B Max	J
	AN366	680	K1000					
MS21047L04				#4-40	.948	.195	.260	.688
MS21047L06	F632	06	-06	#6-32	.948	.239	.265	.688
MS21047L08	F832	08	-08	#8-32	.948	.277	.297	.688
MS21047L3	F1032	3	-3	#10-32	.948	.308	.328	.688
MS21047L4	F428	4	-4	1/4-28	1.260	.308	.414	1.000
MS21047L5	F524	5	-5	5/16-24	1.292	.375	.505	1.000
MS21047L6	F624	6		3/8-24	1.292	.485	.614	1.000

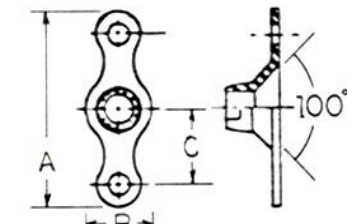


MS21048 Same as MS21047 except: Stainless 450F or 800F with Silver Plating  
 Supersedes AN362, AN366, NAS680

## MS21049 TWO LUG 100Deg CSK PLATENUT (ALL METAL) 450 Deg F

Add K to Dash# to denote Dimpled rivet holes.

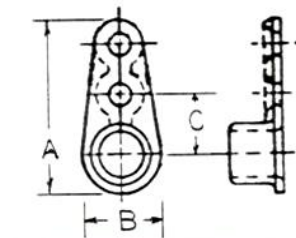
Dash#	AN361 NAS			Thread	A Max	B Min	B Max	C
	AN373F	681						
MS21049L08	-832	-08		#8-32	.948	.360	.422	.344
MS21049L3	-1032	-3		#10-32	.948	.406	.453	.344
MS21049L4	-428	-4		1/4-28	1.260	.535	.619	.500
MS21049L5	-524	-5		5/16-24	1.292	.681	.766	.500



MS21050 Same as MS21049 except: Stainless 450F or 800F with Silver Plating  
 Supersedes NAS681 and AN361

## MS21051 ONE LUG PLATENUT (ALL METAL) 450 Deg F

Dash#	NAS		Thread	A Max	B Min	B Max	C
	682	K2000					
MS21051L06	-06	-06	#6-32	.935	.239	.297	.344
MS21051L08	-08	-08	#8-32	.935	.277	.297	.344
MS21051L3	-3	-3	#10-32	.950	.308	.328	.344
MS21051L4	-4	-4	1/4-28	.993	.375	.414	.344
MS21051L5	-5	-5	5/16-24	1.210	.485	.505	.500
MS21051L6	-6	-6	3/8-24	1.264	.594	.614	.500

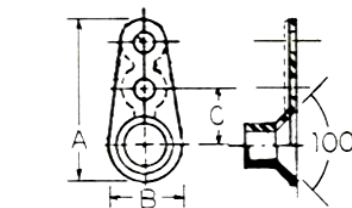


MS21052 Same as MS21051 except: Stainless 450F or 800F with Silver Plating  
 Supersedes NAS682

## MS21053 ONE LUG 100 Deg CSK PLATENUT (ALL METAL) 450 Deg F

Add K to Dash# to denote Dimpled rivet holes.

Dash#	NAS	Thread	A Max	B Min	B Max	C
MS21053L08	-08	#8-32	.997	.360	.422	.344
MS21053L3	-3	#10-32	1.013	.406	.453	.344
MS21053L4	-4	1/4-28	1.252	.535	.619	.500
MS21053L5	-5	5/16-24	1.340	.681	.766	.500



MS21054 Same as MS21053 except: Stainless 450F or 800F with Silver Plating  
 Supersedes NAS683

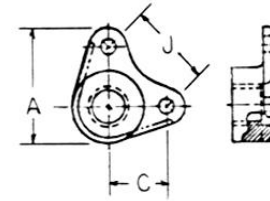
# PLATENUTS



## MS21055 CORNER PLATENUT (All Metal) 450Deg F

Dash#	NAS		Thread	A	C	J
	684	K3000		Max		
MS21055L06	06	-06	#6-32	.637	.344	.486
MS21055L08	08	-08	#8-32	.637	.344	.486
MS21055L3	3	-3	#10-32	.653	.344	.486
MS21055L4	4	-4	1/4-28	.852	.500	.707
MS21055L5	5	-5	5/16-24	.914	.500	.707
MS21055L6	6		3/8-24	.968	.500	.707
MS21055L7	7		7/16-20	1.101	.562	.795

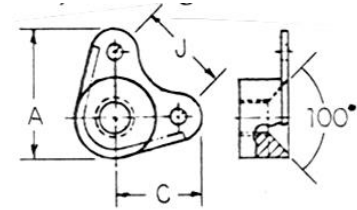
MS21056 Same as MS21055 except: Stainless 450F or 800F with Silver Plating  
Supersedes NAS684



## MS21057 CORNER 100 Deg CSK PLATENUT (All Metal) 450Deg F

Dash#	NAS		Thread	A	C	J
	685			Max		
MS21057L06	-06		#6-32	.700	.344	.486
MS21057L08	-08		#8-32	.700	.344	.486
MS21057L3	-3		#10-32	.716	.344	.486
MS21057L4	-4		1/4-28	.955	.500	.707
MS21057L5	-5		5/16-24	1.044	.500	.707

MS21058 Same as MS21057 except: Stainless 450F or 800F with Silver Plating  
Supersedes NAS685

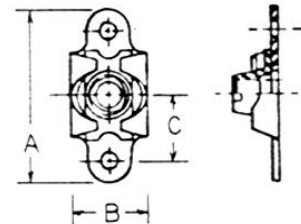


## MS21059 TWO LUG FLOATING PLATENUT (All Metal) 450Deg F

Add K to Dash# to denote Dimpled rivet and center holes.

Dash#	NAS		Thread	A	B	B	C
	686	F5000		Max	Min	Max	
MS21059L04	-04	-04	#4-40	.948	.290	.416	.344
MS21059L06	-06	-06	#6-32	.948	.290	.416	.344
MS21059L08	-08	-08	#8-32	.948	.290	.416	.344
MS21059L3	-3	-3	#10-32	.948	.290	.416	.344
MS21059L4	-4	-4	1/4-28	1.292	.350	.516	.500
MS21059L5	-5	-5	5/16-24	1.292	.412	.609	.500
MS21059L6	-6	-6	3/8-24	1.292	.475	.680	.500

MS21060 Same as MS21059 except: Stainless 450F or 800F with Silver Plating  
Supersedes NAS686

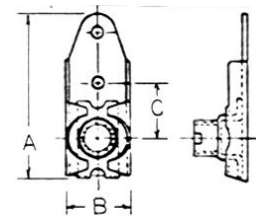


## MS21061 ONE LUG FLOATING PLATENUT (All Metal) 450Deg F

Add K to Dash# to denote Dimpled rivet and center holes.

Dash#	NAS		Thread	A	B	B	C
	687	F2000		Max	Min	Max	
MS21061L04	-04	-04	#4-40	1.051	.290	.422	.344
MS21061L06	-06	-06	#6-32	1.051	.290	.422	.344
MS21061L08	-08	-08	#8-32	1.051	.290	.422	.344
MS21061L3	-3	-3	#10-32	1.051	.290	.422	.344
MS21061L4	-4	-4	1/4-28	1.306	.350	.531	.500
MS21061L5	-5	-5	5/16-24	1.306	.412	.641	.500

MS21062 Same as MS21061 except: Stainless 450F or 800F with Silver Plating  
Supersedes NAS687

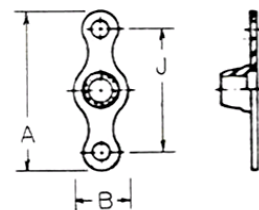


## MS21069 TWO LUG PLATENUT - MINIATURE (All Metal) 450Deg F

Add K to dash# to denote Dimpled rivet and center holes.

Dash#	NAS		Thread	A	B	B	J
	697	MK1000		Max	Min	Max	
MS21069L02	-02	-02	#2-56	.410	.140	.162	.250
MS21069L04	-04	-04	#4-40	.630	.140	.260	.406
MS21069L06	-06	-06	#6-32	.661	.195	.265	.437
MS21069L08	-08	-08	#8-32	.692	.230	.297	.468
MS21069L3	-3	-3	#10-32	.724	.298	.328	.500
MS21069L4	-4	-4	1/4-28	.786	.380	.414	.562
MS21069L5	-5	-5	5/16-24	1.006	.475	.505	.718
MS21069L6	-6	-6	3/8-24	1.116	.580	.614	.828

MS21070 Same as MS21069 except: Stainless 450F or 800F with Silver Plating  
Supersedes NAS697



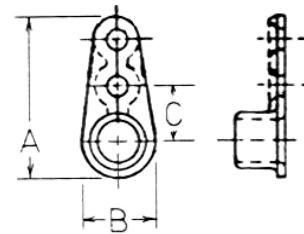
# PLATENUTS



## MS21071 ONE LUG - MINIATURE (ALL METAL) 450 Deg F

Add K to Dash# to denote Dimpled rivet and center holes.

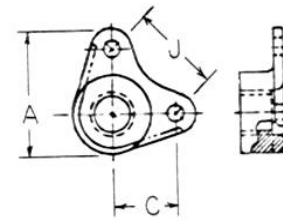
Dash#	NAS			A	B	B	C
	696	MK2000	Thread	Max	Min	Max	
MS21071L02	02	-02	#2-56	.507	.140	.162	.125
MS21071L04	04	-04	#4-40	.667	.140	.260	.203
MS21071L06	06	-06	#6-32	.684	.195	.265	.218
MS21071L08	08	-08	#8-32	.716	.235	.297	.234
MS21071L3	3	-3	#10-32	.745	.298	.328	.250
MS21071L4	4	-4	1/4-28	.822	.380	.414	.281
MS21071L5	5	-5	5/16-24	1.06	.475	.505	.359
MS21071L6	6	-6	3/8-24	1.39	.580	.614	.414



MS21072 Same as MS21071 except: Stainless 450F or 800F with Silver Plating  
Supersedes NAS696

## MS21073 CORNER PLATENUT - MINIATURE

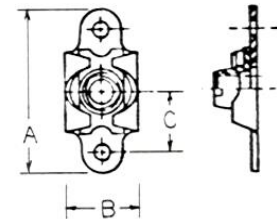
Dash#	NAS		Thread	A	C	J
	698			Max		
MS21031L02	-02		#2-56	.288	.125	.177
MS21031L04	-04		#4-40	.448	.203	.287
MS21031L06	-06		#6-32	.463	.218	.308
MS21031L08	-08		#8-32	.497	.234	.331
MS21031L3	-3		#10-32	.526	.250	.354
MS21031L4	-4		1/4-28	.603	.281	.398
MS21031L5	-5		5/16-24	.757	.359	.508
MS21031L6	-6		3/8-24	.870	.414	.585



MS21074 Same as MS21073 except: Stainless 450F or 800F with Silver Plating  
Supersedes NAS698

## MS21075 TWO LUG FLOATING - MINIATURE

Dash#	NAS			A	B	B	C
	1068	MF5000	Thread	Max	Min	Max	
MS21075L04	-04	-04	#4-40	.651	.275	.315	.203
MS21075L06	-06	-06	#6-32	.682	.290	.357	.218
MS21075L08	-08	-08	#8-32	.707	.290	.367	.234
MS21075L3	-3	-3	#10-32	.739	.290	.416	.250
MS21075L4	-4	-4	1/4-28	.801	.350	.500	.281
MS21075L5	-5	-5	5/16-24	1.010	.412	.581	.359



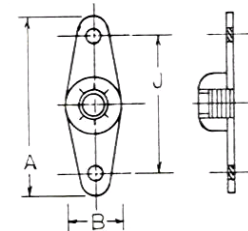
MS21076 Same as MS21075 except: Stainless 450F or 800F with Silver Plating  
Supersedes NAS1068

MS21077 Same as MS21075 except: Stainless 450F or 800F with Silver Plating  
Supersedes NAS1031D and NAS1031N

## MS21078 TWO LUG PLATENUT (NYLON INSERT)

Dash#	NAS			A	B	B	J	
	AN366	1023N	F22NA1	Thread	Max	Min	Max	
MS21078-04	-04	-04	-04	#4-40	.984	.375	.406	.688
MS21078-06	F632	-06	-06	#6-32	.984	.375	.406	.688
MS21078-08	F832	-08	-08	#8-32	.984	.375	.406	.688
MS21078-3	F1032	-3	-3	#10-32	.984	.375	.406	.688
MS21078-4	F428	-4	-4	1/4-28	1.296	.484	.516	1.000
MS21078-5	F524	-5	-5	5/16-24	1.296	.500	.531	1.000
MS21078-6	F624	-6	-6	3/8-24	1.296	.609	.641	1.000

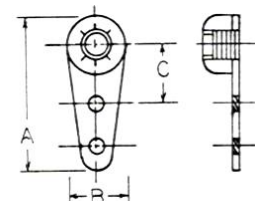
Use MS21047 if applicable



## MS21080 ONE LUG PLATENUT (NYLON INSERT)

Dash#	NAS		Thread	A	B	B	C
	1025N			Max	Min	Max	
MS21080-06	-06		#6-32	1.031	.375	.406	.344
MS21080-08	-08		#8-32	1.031	.375	.406	.344
MS21080-3	-3		#10-32	1.031	.375	.406	.344
MS21080-4	-4		1/4-28	1.062	.438	.516	.344
MS21080-5	-5		5/16-24	1.250	.500	.531	.500
MS21080-6	-6		3/8-24	1.344	.609	.641	.500

Use MS21051 if applicable

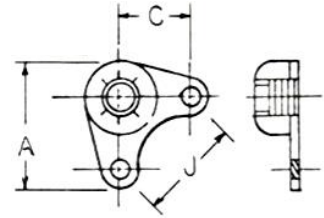


# PLATENUTS

## MS21081 CORNER PLATENUT (NYLON INSERT) 250 Deg F



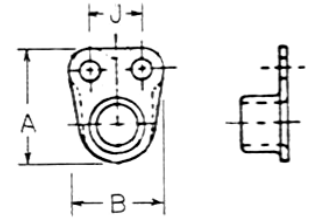
Dash#	NAS		Thread	A		J
	1027N	22NA5		Max	Min	
MS21081-06	06	-62	#6-32	.703	.344	.486
MS21081-08	08	-82	#8-32	.703	.344	.486
MS21081-3	3	-02	#10-32	.703	.344	.486
MS21081-4	4	-048	1/4-28	.906	.500	.486
MS21081-5	5	-054	5/16-24	.937	.500	.707
MS21081-6	6	-064	3/8-24	1.008	.500	.707



MS21082 Same as MS21080 except with Floating Nut 250 Deg F  
 Supersedes NAS1032N

## MS21086 SIDE BY SIDE RIVET SPACED PLATENUT (ALL METAL) 450 Deg F

Dash#	NAS	Thread	A		B		J
			Max	Min	Max	Max	
MS21086-08	-08	#8-32	.486	.235	.297	.219	
MS21086-3	-3	#10-32	.521	.298	.328	.219	
MS21086-4	-4	1/4-28	.591	.380	.414	.219	
MS21086-5	-5	5/16-24	.747	.475	.505	.269	
MS21086-6	-6	3/8-24	.856	.580	.614	.269	



MS21087 Same as MS21086 except: Stainless 450F or 800F with Silver Plating  
 Supersedes NAS1067

AN Notes: No letter - Denotes Aluminum plate. F - Denotes Steel Plate.

MS Notes: No letter - Non Dry Film Lubricant, Plain holes. L - Dry Film Lubricant. K - Countersunk or Dimpled holes. W - Welding projection. All MS Platenuts meet MIL-N-25027 Specifications, 125 KSI except MS20501 which meets MIL-N-7873 Specifications, 125 KSI.

NAS Notes: No letter - Cadmium Plated with Dry Film Lubricant.

Sample Manufacturer's Part Numbers: ESNA - F22NA1. Kaynar - K3000. SPS - NS103185S. Republic - BR3100A. Voi-Shan - VN111D1. Cherry or Boots - T8121S.

# HINGES

Sold as Standard 72" Lengths Only.

## MS20001 Supersedes AN252 - EXTRUDED HINGE, STRUCTURAL

Aluminum Alloy - 2024-T3511 per QQ-A-200/3, Anodized.

Aluminum Alloy - 7075-T73511 per QQ-A-200/11, Anodized.

Denote 7075 Aluminum by adding 'A' to part number.

'P' denotes anodized finish. Denote 'L' after dash#

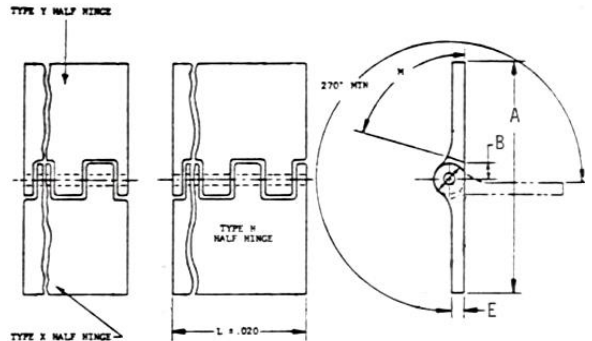
in inches and hundreds. EX: MS20001P4-12.00 denotes

2024 Alum., Anodized, 12" long. Part numbers listed

are interchangeable.

MS20001	AN252	A ref		E		Pin
		Width Open	Max	Min	B	
MS20001P2	-2	1.062	.056	.044	.135	2
MS20001P3		1.250	.056	.044	.135	2
MS20001P4	-4	1.500	.056	.044	.135	2
MS20001P5		1.750	.056	.044	.135	2
MS20001P6	-6	2.000	.056	.044	.135	2

Note: Hinges may be special order only



## MS20257 - CONTINUOUS HINGE

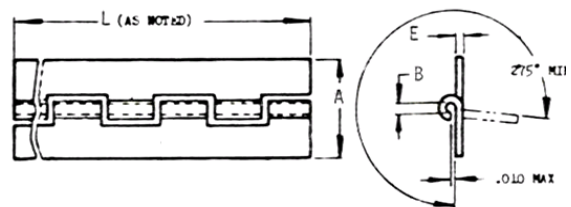
Aluminum Alloy - 5052 H24 or H34 per QQ-P-A-250/8,

Anodized. CRES. 'P' denotes anodized aluminum.

'C' denotes CRES.

MS20257	A ref		E		B		Pin*
	Width Open	Alum	CRES	Alum	CRES	Dash#	
MS20257P1	.750	.032	.031	.169	.166	1	
MS20257P2	1.062	.040	.037	.220	.211	2	
MS20257P3	1.250	.040	.050	.220	.278	2	
MS20257P4	1.500	.040	.062	.220	.314	2	
MS20257P5	2.000	.051	.062	.253	.376	2	
MS20257P6	2.000	.064	.062	.382	.376	4	

\*For Aluminum Hinge Only



## MS20253 - STAINLESS HINGE PIN

For Use With:

MS20253	Dia	MS20001	MS20257P	MS20257C
MS20253-1	.062		1	1
MS20253-2	.089	1,2,3,4,5,6	2,3,4,5	2
MS20253-3	.117			3,4
MS20253-4	.179		4	5,6

# TINNERMAN NUTS

Spring Steel - Phosphate Coated, Olive Drab Paint  
Use with AN530, AN531, or MS21207 Screws

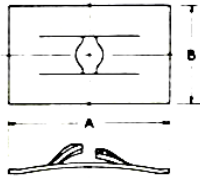


Standard Package 25

## ANGLE BRACKET

### FLAT TYPE NAS446

Part#	NAS446	Screw		
		A	B	Size
A1776-4Z-1	-1	.500	.31	#4
A1181-6Z-1	-2	.510	.31	#6
A1777-6Z-1	--	.630	.44	#6
A1778-8Z-1	-4	.630	.44	#8
A1779-10Z-1	-5	.880	.50	#10



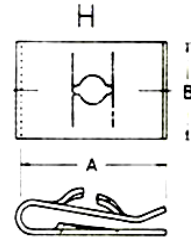
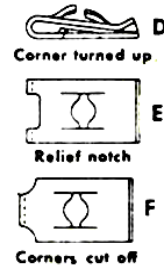
Part#	Screw Size
A6083-8Z-1	#8

Note: Standard design has locking extrusion on lower leg unless noted by "TYPE" variation

### U TYPE NAS395 NAS396

Part#	NAS	Screw				Type
		A	B	Size		
A6187-4Z-1	395-1	.380	.31	#4	D	
A1784-6Z-1	395-6	.610	.44	#6	E	
A1785-6Z-1	395-7	.840	.44	#6	E	
A1274-8Z-1	395-14	.500	.50	#8	DEH	
A1348-8Z-1	395-17	.730	.50	#8	AE	
A1786-8Z-1	395-12	.530	.50	#8	CEH	
A1787-8Z-1	395-18	.840	.44	#8	E	
A1789-8Z-1	395-16	.610	.44	#8	E	
A1932-8Z-1	395-4	.580	.50	#8	BE	
A1350-10Z-1	395-25	.730	.50	#10	AE	
A1758-10Z-1	395-24	.620	.44	#10	E	
A1787-10Z-1	--	.840	.44	#10	E	
A1791-10Z-1	--	.600	.63	#10	EH	

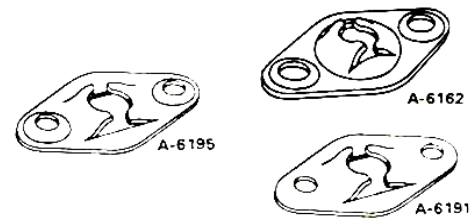
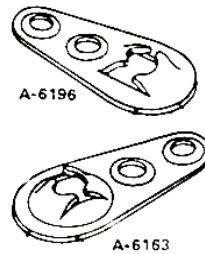
#### DESIGN VARIATIONS AVAILABLE



### ANCHOR TYPE

Part#	A*	Screw	
		Size	Style
A6191-4Z-1	.687	#4	Flat
A6162-6Z-1	.687	#6	Dimpled
A6163-6Z-1	.312	#6	Dimpled
A6191-6Z-1	.687	#6	Flat
A6195-6Z-1	.687	#6	Dimpled
A6162-8Z-1	.687	#8	Dimpled
A6163-8Z-1	.312	#8	Dimpled
A6191-8Z-1	.687	#8	Flat
A6195-8Z-1	.687	#8	Dimpled
A6196-8Z-1	.312	#8	Dimpled
A6191-10Z-1	.687	#10	Dimpled

\*Distance between mounting holes.

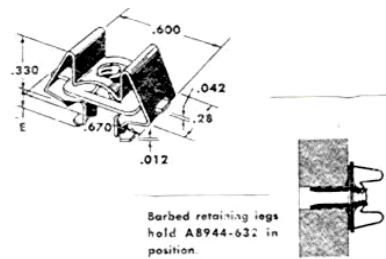
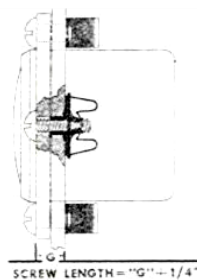


### INSTRUMENT MOUNTING NUT NAS487

BRASS - Cadmium Plated per QQ-P-416  
Panel

Part#	NAS487	Thickness
A8939-632	-14	.086-.096
A6939-632	-15	.115-.125
A8940-632	-16	.177-.187
A8941-632	-17	.240-.250
A8942-632	-18	.303-.313
A8943-632	-20	.365-.375
A8944-632	-21	> .390


Note: All Instrument Nuts use #6-32 Brass Screws.



### PATCH PLATES

Used as inspection hole covers and for sealing holes left after equipment removal.

Part#	Screw		Hole Dia
	Size	Hole Dia	
A6912-832-1	#8-32	.906	
A6913-1024-1	#10-24	1.125	
A6914-1024-1	#10-24	1.375	



### HOSE CLAMPS

Self-locking, ratchet-type hose clamps  
Fast, easy installation and removal on low-and medium-pressure connections.

Part#	NAS#	Hose OD	
		Min	Max
A3122-8-1J	397-8	15/32	1/2
A3122-10-1J	397-10	9/16	5/8
A3122-12-1J	397-12	11/16	3/4
A3122-14-1J	397-14	13/16	7/8
A3122-16-1J	397-16	15/16	1
A3122-18-1J	397-18	1-1/16	1-1/8
A3122-22-1J	397-22	1-1/4	1-3/8
A3122-24-1J	397-24	1-11/32	1-1/2
A3122-28-1J	397-28	1-19/32	1-3/4

Note: Tinnerman part numbers are becoming increasingly difficult to obtain and some parts may not be available at any price.

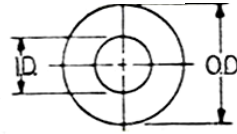
# FLAT WASHER AN960 and AN960L SERIES

MIL-S-7952 - Steel - Cadmium plated per QQ-P-416

Stainless 300 Series 18-8

Aluminum Alloy 2024 per QQ-A250/4

Aluminum Alloy, Anodized per MIL-8625 or MIL-C-5541



DASH NUMBERS

Washer Pricing per 100 or .10 ea

Standard Package - 100

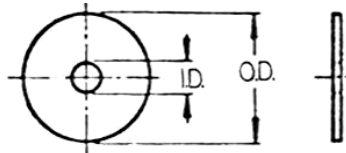
Carbon Steel	CRES	Alum	Alum	SIZE	ID	OD	T
AN960-3L	AN960C3L	AN960D3L	AN960PD3L	#3	0.105	0.25	0.016
AN960-3	AN960C3	AN960D3	AN960PD3	#3	0.105	0.25	0.032
AN960-4L	AN960C4L	AN960D4L	AN960PD4L	#4	0.125	0.312	0.016
AN960-4	AN960C4	AN960D4	AN960PD4	#4	0.125	0.312	0.032
AN960-6L	AN960C6L	AN960D6L	AN960PD6L	#6	0.149	0.375	0.016
AN960-6	AN960C6	AN960D6	AN960PD6	#6	0.149	0.375	0.032
AN960-8L	AN960C8L	AN960D8L	AN960PD8L	#8	0.174	0.375	0.016
AN960-8	AN960C8	AN960D8	AN960PD8	#8	0.174	0.375	0.032
AN960-10L	AN960C10L	AN960D10L	AN960PD10L	#10	0.203	0.438	0.032
AN960-10	AN960C10	AN960D10	AN960PD10	#10	0.203	0.438	0.063
AN960-416L	AN960C416L	AN960D416L	AN960PD416L	1/4	0.265	0.5	0.032
AN960-416	AN960C416	AN960D416	AN960PD416	1/4	0.265	0.5	0.063
AN960-516L	AN960C516L	AN960D516L	AN960PD516L	5/16	0.328	0.562	0.032
AN960-516	AN960C516	AN960D516	AN960PD516	5/16	0.328	0.562	0.063
AN960-616L	AN960C616L	AN960D616L	AN960PD616L	3/8	0.39	0.625	0.032
AN960-616	AN960C616	AN960D616	AN960PD616	3/8	0.39	0.625	0.063
AN960-716L	AN960C716L	AN960D716L	AN960PD716L	7/16	0.453	0.75	0.032
AN960-716	AN960C716	AN960D716	AN960PD716	7/16	0.453	0.75	0.063
AN960-816L	AN960C816L	AN960D816L	AN960PD816L	1/2	0.515	0.875	0.032
AN960-816	AN960C816	AN960D816	AN960PD816	1/2	0.515	0.875	0.063
AN960-916L	AN960C916L	AN960D916L	AN960PD916L	9/16	0.578	1.062	0.032
AN960-916	AN960C916	AN960D916	AN960PD916	9/16	0.578	1.062	0.063
AN960-1016L	AN960C1016L	AN960D1016L	AN960PD1016L	5/8	0.64	1.188	0.032
AN960-1016	AN960C1016	AN960D1016	AN960PD1016	5/8	0.64	1.188	0.063
AN960-1216L	AN960C1216L	AN960D1216L	AN960PD1216L	3/4	0.765	1.312	0.032
AN960-1216	AN960C1216	AN960D1216	AN960PD1216	3/4	0.765	1.312	0.090

Note: AN960 washers are an SAE equivalent fit.

## LARGE AREA FLAT WASHER AN970

Steel - Cadmium Plated per QQ-P-416, Type II, Class 2

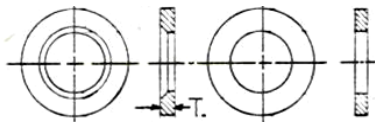
AN970	Bolt Size	I.D.	O.D.	Thickness
AN970-3	#10	.203	.875	.063
AN970-4	1/4	.265	1.125	.063
AN970-5	5/16	.328	1.375	.063
AN970-6	3/8	.390	1.625	.063
AN970-7	7/16	.453	1.812	.109
AN970-8	1/2	.515	2.000	.109
AN970-9	9/16	.578	2.188	.125
AN970-10	5/8	.640	2.375	.125



## HIGH STRENGTH PLAIN & CSK WASHER MS20002 NAS143

### MS20002 NAS143

Heat Treated to 145,000 PSI Cadmium Plated per QQ-P-416 Type II, Class 2.



COUNTERSUNK		PLAIN		BOLT	
MS20002	NAS143	MS20002	NAS143	SIZE	T
MS20002C4	-4C	MS20002-4	-4	1/4	.078
MS20002C5	-5C	MS20002-5	-5	5/16	.078
MS20002C6	-6C	MS20002-6	-6	3/8	.078
MS20002C7	-7C	MS20002-7	-7	7/16	.078
MS20002C8	-8C	MS20002-8	-8	1/2	.078

Note: Sizes continue to 1-1/4 inch bolt size.

## SPRING WASHER MS35338 or AN935

Steel - Cadmium Plated per QQ-P-416, Type II, Class 2. CRES - 300 Series



Steel	AN935	SIZE	Stainless
MS35338			MS35338
MS35338-39	-2	#2	MS35338-134
MS35338-40	-4	#4	MS35338-135
MS35338-41	-6	#6	MS35338-136
MS35338-42	-8	#8	MS35338-137
MS35338-43	-10	#10	MS35338-138
MS35338-44	-416	1/4	MS35338-139
MS35338-45	-516	5/16	MS35338-140
MS35338-46	-616	3/8	MS35338-141
MS35338-47	-716	7/16	MS35338-142
MS35338-48	-816	1/2	MS35338-143

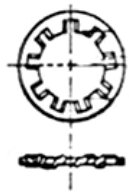
Note: Sizes continue to 1-1/2 inch I.D.

# AN-MS-NAS Washers - Continued -



**INTERNAL TOOTH LOCKWASHER** Steel - Cadmium Plated per QQ-P-416, Type II, Class 2  
**MS35333 or AN936A** Corrosion Resistant Steel - 410H Stainless

**EXTERNAL TOOTH LOCKWASHER**  
**MS35335 or AN936B**



MS35333		MS35333		Screw or	MS35335		MS35335	
Steel	AN936A	CRES		Bolt Size	Steel	AN936B	CRES	
MS35333-35	2	MS35333-69		#2	-	-	-	-
MS35333-36	4	MS35333-70		#4	MS35335-29	4	MS35335-57	
MS35333-37	6	MS35333-71		#6	MS35335-30	6	MS35335-58	
MS35333-38	8	MS35333-72		#8	MS35335-31	8	MS35335-59	
MS35333-39	10	MS35333-73		#10	MS35335-32	10	MS35335-60	
MS35333-40	416	MS35333-74		1/4	MS35335-33	416	MS35335-61	
MS35333-41	516	MS35333-75		5/16	MS35335-34	516	MS35335-62	
MS35333-42	616	MS35333-76		3/8	MS35335-35	616	MS35335-63	
MS35333-43	716	MS35333-77		7/16	MS35335-36	716	MS35335-64	
MS35333-44	816	MS35333-78		1/2	MS35335-37	816	MS35335-65	

Sizes continue to 1-1/4 inch I.D. Sizes continue to 1 inch I.D.



## FINISHING WASHER

Countersunk

### MS27129 NAS391 #601

Brass - Nickel Plated per  
 QQ-N-290 or Chromium Plated  
 per QQ-C-320

Stainless - 300 Series 18-8



Flush

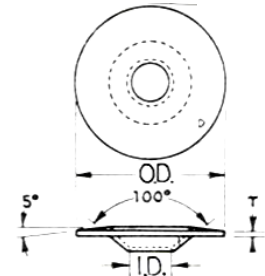
### NAS390 #603

Brass - Nickel Plated per  
 QQ-N-290 or Chromium Plated  
 per QQ-C-320



MS27129	NAS391B	#601	MS27129	Screw	NAS390B	#603
Brass	Brass	Brass	Stainless	Size	Brass	Brass
MS27129-1	4P	-4	MS27129-3	#4	NAS390B4P	-4
MS27129-4	6P	-6	MS27129-6	#6	NAS390B6P	-6
MS27129-7	8P	-8	MS27129-9	#8	NAS390B8P	-8
MS27129-10	10P	-10	MS27129-12	#10	NAS390B10P	-10

Note: Both washer types may be used with 82 or 100 degree countersunk screws.



## 100 DEGREE DIMPLED (TINNERMAN) WASHER

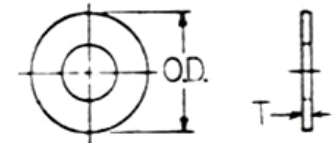
Spring Steel - Heat Treated, Cadmium Plated  
 Stainless - 300 Series - High Luster Polished

Screw or Bolt Size				Steel		STAINLESS	
	OD	ID	T	PART#	TINNERMAN#	PART#	TINNERMAN#
#6	.50	.140-.147	.012	DP1075-12	A3235-012-24A	DP1075-12SS	
#8	.56	.171	.017	DP1080-17	A3134-017-24A	DP1080-17SS	A1334SS017-24A
#10	.75	.196	.020	DP1085-20	A3235-020-24A	DP1085-20SS	A3235SS020-24A
#10	.75	.196	.028	DP1085-28	A3235-028-24A	DP1085-28SS	A3235SS028-24A
1/4	.81	.255-.260	.020	DP1095-20	A3475-020-24A	DP1095-20SS	A3475SS020-24A
1/4	.81	.255-.260	.028	DP1095-28	A3475-028-24A	DP1095-28SS	A3475SS028-24A

## NAS1515 NYLON WASHER 101 NYLON 6/6

## NAS549 FIBER WASHER Insulating, Electrical MIL-F-1148-CH

NAS1515	SIZE	ID	OD	T	NAS549
NAS1515-H-02L	#2	.105	.250	.031	NAS549FL3
NAS1515-H-02	#2	.105	.250	.063	NAS549F3
NAS1515-H-04L	#4	.125	.312	.031	NAS549FL4
NAS1515-H-04	#4	.125	.312	.063	NAS549F4
NAS1515-H-06L	#6	.149	.375	.031	NAS549FL6
NAS1515-H-06	#6	.149	.375	.063	NAS549F6
NAS1515-H-08L	#8	.174	.375	.031	NAS549FL8
NAS1515-H-08	#8	.174	.375	.063	NAS549F8
				.090	NAS549FH10
NAS1515-H-3L	#10	.203	.438	.031	NAS549FL10
NAS1515-H-3	#10	.203	.438	.063	NAS549F10
NAS1515-H-4L	1/4	.265	.500	.031	NAS549FL416
NAS1515-H-4	1/4	.265	.500	.063	NAS549F416
NAS1515-H-5L	5/16	.328	.562	.031	NAS549FL516
NAS1515-H-5	5/16	.328	.562	.063	NAS549F516
NAS1515-H-6L	3/8	.390	.625	.031	NAS549FL616
NAS1515-H-6	3/8	.390	.625	.063	NAS549F616



# WASHER HEAD MACHINE SCREW AN525

Steel - Cadmium Plated 125,000 PSI Tensile Strength

Stainless - Passivated 125,000 PSI


'R' Denotes Cross Recessed (Phillips) Head

Note: MS27039 is a direct replacement for AN525



## AN525 Dash Numbers

Length	Grip	Thread		
		#8-32	#10-32	1/4-28
3/8	1/32	AN525-832R6	AN525-10R6	AN525-416R6
7/16	1/16	AN525-832R7	AN525-10R7	AN525-416R7
1/2	1/8	AN525-832R8	AN525-10R8	AN525-416R8
9/16	5/32	AN525-832R9	AN525-10R9	AN525-416R9
5/8	7/32	AN525-832R10 AN525C832R10	AN525-10R10	AN525-416R10
11/16	9/32	AN525-832R11	AN525-10R11	AN525-416R11
3/4	11/32	AN525-832R12	AN525-10R12	AN525-416R12
7/8	13/32	AN525-832R14	AN525-10R14	AN525-416R14
1	19/32	AN525-832R16	AN525-10R16	AN525-416R16
1-1/8	23/32	AN525-832R18	AN525-10R18	AN525-416R18
1-1/4	27/32	AN525-832R20	AN525-10R20	AN525-416R20
1-3/8	31/32	AN525-832R22	AN525-10R22	AN525-416R22
1-1/2	1-3/32	AN525-832R24	AN525-10R24	AN525-416R24
1-5/8	1-7/32	AN525-832R26	AN525-10R26	AN525-416R26
1-3/4	1-11/32	AN525-832R28	AN525-10R28	AN525-416R28
1-7/8	1-15/32	AN525-832R30	AN525-10R30	AN525-416R30
2	1-19/32	AN525-832R32	AN525-10R32	AN525-416R32



# TRUSS HEAD MACHINE SCREW AN526


Steel - Cadmium Plated 55,000 PSI Tensile Strength

Stainless - 300 Series 18-8 Stainless

'R' Denotes Cross Recessed (Phillips) Head

## AN526 Dash Numbers

Standard Package 100



Length	Thread #4-40		Thread #6-32		Thread #8-32		Thread #10-32		Thread 1/4-28
	Steel	Stainless	Steel	Stainless	Steel	Stainless	Steel	Stainless	Steel
1/4	AN526-440R4	AN526C440R4	AN526-632R4	AN526C632R4	AN526-832R4	AN526C832R4	AN526-1032R4	AN526C1032R4	
5/16	AN526-440R5	AN526C440R5	AN526-632R5	AN526C632R5	AN526-832R5	AN526C832R5	AN526-1032R5	AN526C1032R5	
3/8	AN526-440R6	AN526C440R6	AN526-632R6	AN526C632R6	AN526-832R6	AN526C832R6	AN526-1032R6	AN526C1032R6	AN526-428R6
7/16	AN526-440R7	AN526C440R7	AN526-632R7	AN526C632R7	AN526-832R7	AN526C832R7	AN526-1032R7	AN526C1032R7	AN526-428R7
1/2	AN526-440R8	AN526C440R8	AN526-632R8	AN526C632R8	AN526-832R8	AN526C832R8	AN526-1032R8	AN526C1032R8	AN526-428R8
9/16	AN526-440R9	AN526C440R9	AN526-632R9	AN526C632R9	AN526-832R9	AN526C832R9	AN526-1032R9	AN526C1032R9	AN526-428R9
5/8	AN526-440R10	AN526C440R10	AN526-632R10	AN526C632R10	AN526-832R10	AN526C832R10	AN526-1032R10	AN526C1032R10	AN526-428R10
3/4	AN526-440R12	AN526C440R12	AN526-632R12	AN526C632R12	AN526-832R12	AN526C832R12	AN526-1032R12	AN526C1032R12	AN526-428R12
7/8	AN526-440R14	AN526C440R14	AN526-632R14	AN526C632R14	AN526-832R14	AN526C832R14	AN526-1032R14	AN526C1032R14	AN526-428R14
1	AN526-440R16	AN526C440R16	AN526-632R16	AN526C632R16	AN526-832R16	AN526C832R16	AN526-1032R16	AN526C1032R16	AN526-428R16
1-1/8	AN526-440R18	AN526C440R18	AN526-632R18	AN526C632R18	AN526-832R18	AN526C832R18	AN526-1032R18	AN526C1032R18	AN526-428R18
1-1/4	AN526-440R20	AN526C440R20	AN526-632R20	AN526C632R20	AN526-832R20	AN526C832R20	AN526-1032R20	AN526C1032R20	AN526-428R20
1-3/8	AN526-440R22	AN526C440R22	AN526-632R22	AN526C632R22	AN526-832R22	AN526C832R22	AN526-1032R22	AN526C1032R22	AN526-428R22
1-1/2	AN526-440R24	AN526C440R24	AN526-632R24	AN526C632R24	AN526-832R24	AN526C832R24	AN526-1032R24	AN526C1032R24	AN526-428R24
1-5/8	AN526-440R26	AN526C440R26	AN526-632R26	AN526C632R26	AN526-832R26	AN526C832R26	AN526-1032R26	AN526C1032R26	AN526-428R26
1-3/4	AN526-440R28	AN526C440R28	AN526-632R28	AN526C632R28	AN526-832R28	AN526C832R28	AN526-1032R28	AN526C1032R28	AN526-428R28
1-7/8	AN526-440R30	AN526C440R30	AN526-632R30	AN526C632R30	AN526-832R30	AN526C832R30	AN526-1032R30	AN526C1032R30	AN526-428R30
2	AN526-440R32	AN526C440R32	AN526-632R32	AN526C632R32	AN526-832R32	AN526C832R32	AN526-1032R32	AN526C1032R32	AN526-428R32
2-1/4	AN526-440R36	AN526C440R36	AN526-632R36	AN526C632R36	AN526-832R36	AN526C832R36	AN526-1032R36	AN526C1032R36	AN526-428R36
2-1/2	AN526-440R40	AN526C440R40	AN526-632R40	AN526C632R40	AN526-832R40	AN526C832R40	AN526-1032R40	AN526C1032R40	AN526-428R40
2-3/4	AN526-440R44	AN526C440R44	AN526-632R44	AN526C632R44	AN526-832R44	AN526C832R44	AN526-1032R44	AN526C1032R44	AN526-428R44
3	AN526-440R48	AN526C440R48	AN526-632R48	AN526C632R48	AN526-832R48	AN526C832R48	AN526-1032R48	AN526C1032R48	AN526-428R48

# FLAT HEAD MACHINE SCREW (100 Degree) AN507 MS24693

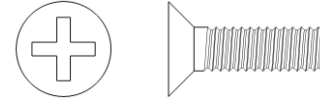
Steel - Cadmium Plated 60,000 PSI Tensile Strength

Brass - Black Oxide Coating 55,000 PSI Tensile Strength

Stainless - 300 Series 18-8 Stainless 80,000 PSI Tensile Strength



MS24693 Dash Numbers						
Length	AN507 Thread #4-40			AN507 Thread #6-32		
	Steel	Stainless		Steel	Stainless	
3/16	440R3	MS24693-S1	MS24693-C1	632R3	MS24693-S23	MS24693-C23
1/4	440R4	MS24693-S2	MS24693-C2	632R4	MS24693-S24	MS24693-C24
5/16	440R5	MS24693-S3	MS24693-C3	632R5	MS24693-S25	MS24693-C25
3/8	440R6	MS24693-S4	MS24693-C4	632R6	MS24693-S26	MS24693-C26
7/16	440R7	MS24693-S5	MS24693-C5	632R7	MS24693-S27	MS24693-C27
1/2	440R8	MS24693-S6	MS24693-C6	632R8	MS24693-S28	MS24693-C28
5/8	440R10	MS24693-S7	MS24693-C7	632R10	MS24693-S29	MS24693-C29
3/4	440R12	MS24693-S8	MS24693-C8	632R12	MS24693-S30	MS24693-C30
7/8	440R14	MS24693-S9	MS24693-C9	632R14	MS24693-S31	MS24693-C31
1	440R16	MS24693-S10	MS24693-C10	632R16	MS24693-S32	MS24693-C32
1-1/8	440R18	MS24693-S11	MS24693-C11	632R18	MS24693-S33	MS24693-C33
1-1/4	440R20	MS24693-S12	MS24693-C12	632R20	MS24693-S34	MS24693-C34
1-1/2	440R24	MS24693-S14	MS24693-C14	632R24	MS24693-S36	MS24693-C36
1-3/4				632R28	MS24693-S38	MS24693-C38
2				632R32	MS24693-S40	MS24693-C40
1-1/2				632R40	MS24693-S42	MS24693-C42




Length	AN507 Thread #8-32			AN507 Thread #10-32			AN507 Thread 1/4-28		
	Steel	Stainless		Steel	Stainless		Steel	Stainless	
3/16									
1/4	832R4	MS24693-S46	MS24693-C46	1032R4	MS24693-S268	MS24693-C268			
5/16	832R5	MS24693-S47	MS24693-C47	1032R5	MS24693-S269	MS24693-C269			
3/8	832R6	MS24693-S48	MS24693-C48	1032R6	MS24693-S270	MS24693-C270	428R6	MS24693-S292	MS24693-C292
7/16	832R7	MS24693-S49	MS24693-C49	1032R7	MS24693-S271	MS24693-C271	428R7	MS24693-S293	MS24693-C293
1/2	832R8	MS24693-S50	MS24693-C50	1032R8	MS24693-S272	MS24693-C272	428R8	MS24693-S294	MS24693-C294
5/8	832R10	MS24693-S51	MS24693-C51	1032R10	MS24693-S273	MS24693-C273	428R10	MS24693-S295	MS24693-C295
3/4	832R12	MS24693-S52	MS24693-C52	1032R12	MS24693-S274	MS24693-C274	428R12	MS24693-S296	MS24693-C296
7/8	832R14	MS24693-S53	MS24693-C53	1032R14	MS24693-S275	MS24693-C275	428R14	MS24693-S297	MS24693-C297
1	832R16	MS24693-S54	MS24693-C54	1032R16	MS24693-S276	MS24693-C276	428R16	MS24693-S298	MS24693-C298
1-1/8	832R18	MS24693-S55	MS24693-C55	1032R18	MS24693-S277	MS24693-C277	428R18	MS24693-S299	MS24693-C299
1-1/4	832R20	MS24693-S56	MS24693-C56	1032R20	MS24693-S278	MS24693-C278	428R20	MS24693-S300	MS24693-C300
1-3/8				1032R22	MS24693-S279	MS24693-C279	428R22	MS24693-S301	MS24693-C301
1-1/2	832R24	MS24693-S58	MS24693-C58	1032R24	MS24693-S280	MS24693-C280	428R24	MS24693-S302	MS24693-C302
1-5/8				1032R26	MS24693-S281	MS24693-C281	428R26	MS24693-S303	MS24693-C303
1-3/4	832R28	MS24693-S60	MS24693-C60	1032R28	MS24693-S282	MS24693-C282	428R28	MS24693-S304	MS24693-C304
1-7/8				1032R30	MS24693-S283	MS24693-C283	428R30	MS24693-S305	MS24693-C305
2				1032R32	MS24693-S284	MS24693-C284	428R32	MS24693-S306	MS24693-C306
2-1/4				1032R36	MS24693-S285	MS24693-C285	428R36	MS24693-S307	MS24693-C307
2-1/2	832R40	MS24693-S64	MS24693-C64	1032R40	MS24693-S286	MS24693-C286	428R40	MS24693-S308	MS24693-C308
2-3/4				1032R44	MS24693-S287	MS24693-C287	428R44	MS24693-S309	MS24693-C309
3	832R48	MS34693-S66		1032R48	MS24693-S288	MS24693-C288	428R48	MS24693-S310	MS24693-C310

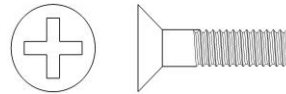
Example part numbers: MS24693-C49 = #8-32 Steel screw, 7/16" long. MS24693-BB30 = #6-32 Brass screw with black Oxide Coating, 3/4" long. (Refer to BRASS INSTRUMENT SCREW CHART for common brass screws). MS24693-C272 = #1032 CRES screw, 1/2" long.

## Stainless Assortment Kits

See Pages 155 thru 158



# FLAT HEAD MACHINE SCREW 100 Degree STRUCTURAL AN509 MS24694



Steel - Cadmium Plated 125,000 PSI Tensile Strength  
Stainless - 300 Series Stainless 85,000 PSI Tensile Strength

Length	Grip	AN509 Thread #8-32			AN509 Thread #10-32			
		Steel	Stainless		Grip	Steel	Stainless	
9/32	3/32	8R4	MS24694-S1	MS24694-C1	7/64	10R4	MS24694-S46	MS24694-C46
11/32	3/32	8R5	MS24694-S2	MS24694-C2	7/64	10R5	MS24694-S47	MS24694-C47
13/32	3/32	8R6	MS24694-S3	MS24694-C3	7/64	10R6	MS24694-S48	MS24694-C48
15/32	3/32	8R7	MS24694-S4	MS24694-C4	7/64	10R7	MS24694-S49	MS24694-C49
17/32	3/32	8R8	MS24694-S5	MS24694-C5	7/64	10R8	MS24694-S50	MS24694-C50
19/32	5/32	8R9	MS24694-S6	MS24694-C6	7/64	10R9	MS24694-S51	MS24694-C51
21/32	7/32	8R10	MS24694-S7	MS24694-C7	3/16	10R10	MS24694-S52	MS24694-C52
23/32	9/32	8R11	MS24694-S8	MS24694-C8	1/4	10R11	MS24694-S53	MS24694-C53
25/32	11/32	8R12	MS24694-S9	MS24694-C9	5/16	10R12	MS24694-S54	MS24694-C54
27/32	13/32	8R13	MS24694-S10	MS24694-C10	3/8	10R13	MS24694-S55	MS24694-C55
29/32	15/32	8R14	MS24694-S11	MS24694-C11	7/16	10R14	MS24694-S56	MS24694-C56
31/32	17/32	8R15	MS24694-S12	MS24694-C12	1/2	10R15	MS24694-S57	MS24694-C57
1-1/32	19/32	8R16	MS24694-S13	MS24694-C13	9/16	10R16	MS24694-S58	MS24694-C58
1-3/32	21/32	8R17	MS24694-S14	MS24694-C14	5/8	10R17	MS24694-S59	MS24694-C59
1-5/32	23/32	8R18	MS24694-S15	MS24694-C15	11/16	10R18	MS24694-S60	MS24694-C60
1-7/32	25/32	8R19	MS24694-S16	MS24694-C16	3/4	10R19	MS24694-S61	MS24694-C61
1-9/32	27/32	8R20	MS24694-S17	MS24694-C17	13/16	10R20	MS24694-S62	MS24694-C62
1-11/32	29/32	8R21	MS24694-S18	MS24694-C18	7/8	10R21	MS24694-S63	MS24694-C63
1-13/32	31/32	8R22	MS24694-S19	MS24694-C19	15/16	10R22	MS24694-S64	MS24694-C64
1-15/32	1-1/32	8R23	MS24694-S20	MS24694-C20	1	10R23	MS24694-S65	MS24694-C65
1-17/32	1-3/32	8R24	MS24694-S21	MS24694-C21	1-1/16	10R24	MS24694-S66	MS24694-C66
1-19/32	1-5/32	8R25	MS24694-S22	MS24694-C22	1-1/8	10R25	MS24694-S67	MS24694-C67
1-21/32	1-7/32	8R26	MS24694-S23	MS24694-C23	1-3/16	10R26	MS24694-S68	MS24694-C68
1-23/32	1-9/32	8R27	MS24694-S24	MS24694-C24	1-1/4	10R27	MS24694-S69	MS24694-C69
1-25/32	1-11/32	8R28	MS24694-S25	MS24694-C25	1-5/16	10R28	MS24694-S70	MS24694-C70
1-27/32	1-13/32	8R29	MS24694-S26	MS24694-C26	1-3/8	10R29	MS24694-S71	MS24694-C71
1-29/32	1-15/32	8R30	MS24694-S27	MS24694-C27	1-7/16	10R30	MS24694-S72	MS24694-C72

Example part numbers: MS24694-S24 = Steel screw, 1-23/32 long. MS24694-C65 = CRES screw, 1-15/32" long.

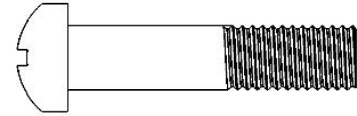

Length	Grip	AN509 Thread 1/4-28		
		Steel	Stainless	
11/32	9/64	416R5	MS24694-S92	MS24694-C92
13/32	9/64	416R6	MS24694-S93	MS24694-C93
15/32	9/64	416R7	MS24694-S94	MS24694-C94
17/32	9/64	416R8	MS24694-S95	MS24694-C95
19/32	9/64	416R9	MS24694-S96	MS24694-C96
21/32	9/64	416R10	MS24694-S97	MS24694-C97
23/32	3/16	416R11	MS24694-S98	MS24694-C98
25/32	1/4	416R12	MS24694-S99	MS24694-C99
27/32	5/16	416R13	MS24694-S100	MS24694-C100
29/32	3/8	416R14	MS24694-S101	MS24694-C101
31/32	7/16	416R15	MS24694-S102	MS24694-C102
1-1/32	1/2	416R16	MS24694-S103	MS24694-C103
1-3/32	9/16	416R17	MS24694-S104	MS24694-C104
1-5/32	5/8	416R18	MS24694-S105	MS24694-C105
1-7/32	11/16	416R19	MS24694-S106	MS24694-C106
1-9/32	3/4	416R20	MS24694-S107	MS24694-C107
1-11/32	13/16	416R21	MS24694-S108	MS24694-C108
1-13/32	7/8	416R22	MS24694-S109	MS24694-C109
1-15/32	15/16	416R23	MS24694-S110	MS24694-C110
1-17/32	1	416R24	MS24694-S111	MS24694-C111
1-19/32	1-1/16	416R25	MS24694-S112	MS24694-C112
1-21/32	1-1/8	416R26	MS24694-S113	MS24694-C113
1-23/32	1-3/16	416R27	MS24694-S114	MS24694-C114
1-25/32	1-1/4	416R28	MS24694-S115	MS24694-C115
1-27/32	1-5/16	416R29	MS24694-S116	MS24694-C116
1-29/32	1-3/8	416R30	MS24694-S117	MS24694-C117

**Note: When substituting AN509 (MS24694) steel screws with stainless, beware of reduction in tensile strength as noted.**

# PAN HEAD MACHINE SCREW STRUCTURAL MS27039



Steel - Cadmium plated 125,000 PSI Tensile Strength  
Stainless - A286 Stainless 125,000 PSI Tensile Strength



## MS27039 Dash Numbers - Steel

		MS27039		MS27039		MS27039		MS27039	
Length	Grip	#8-32	Grip	#10-32	Grip	1/4-28	Grip	5/16-24	
.281	.032	MS27039-S0804	.032	MS27039-S1-04	.032	MS27039-S4-04	.032	MS27039-S5-04	
.344	.032	MS27039-S0805	.032	MS27039-S1-05	.032	MS27039-S4-05	.032	MS27039-S5-05	
.406	.032	MS27039-S0806	.032	MS27039-S1-06	.032	MS27039-S4-06	.032	MS27039-S5-06	
.469	.032	MS27039-S0807	.032	MS27039-S1-07	.032	MS27039-S4-07	.032	MS27039-S5-07	
.531	.094	MS27039-S0808	.062	MS27039-S1-08	.032	MS27039-S4-08	.032	MS27039-S5-08	
.594	.156	MS27039-S0809	.125	MS27039-S1-09	.062	MS27039-S4-09	.062	MS27039-S5-09	
.656	.219	MS27039-S0810	.188	MS27039-S1-10	.125	MS27039-S4-10	.094	MS27039-S5-10	
.719	.281	MS27039-S0811	.250	MS27039-S1-11	.188	MS27039-S4-11	.156	MS27039-S5-11	
.781	.344	MS27039-S0812	.312	MS27039-S1-12	.250	MS27039-S4-12	.219	MS27039-S5-12	
.844	.406	MS27039-S0813	.375	MS27039-S1-13	.312	MS27039-S4-13	.281	MS27039-S5-13	
.906	.469	MS27039-S0814	.438	MS27039-S1-14	.375	MS27039-S4-14	.344	MS27039-S5-14	
.969	.531	MS27039-S0815	.500	MS27039-S1-15	.438	MS27039-S4-15	.406	MS27039-S5-15	
1.031	.594	MS27039-S0816	.563	MS27039-S1-16	.500	MS27039-S4-16	.469	MS27039-S5-16	
1.094	.656	MS27039-S0817	.625	MS27039-S1-17	.563	MS27039-S4-17	.531	MS27039-S5-17	
1.156	.719	MS27039-S0818	.688	MS27039-S1-18	.625	MS27039-S4-18	.594	MS27039-S5-18	
1.219	.781	MS27039-S0819	.750	MS27039-S1-19	.688	MS27039-S4-19	.656	MS27039-S5-19	
1.281	.844	MS27039-S0820	.813	MS27039-S1-20	.750	MS27039-S4-20	.719	MS27039-S5-20	
1.405	.970	MS27039-S0822	.938	MS27039-S1-22	.875	MS27039-S4-22	.844	MS27039-S5-22	
1.469	1.031	MS27039-S0823	1.000	MS27039-S1-23	.938	MS27039-S4-23	.906	MS27039-S5-23	
1.531	1.094	MS27039-S0824	1.062	MS27039-S1-24	1.000	MS27039-S4-24	.969	MS27039-S5-24	
1.844	1.406		1.375	MS27039-S1-29					

Lengths continue to -.0838 (2.406"), -1-48 (3.031"), -4-48 (3.031"), and sizes to 1/2-20.

## MS27039 Dash Numbers - Stainless

		MS27039		MS27039		MS27039		MS27039	
Length	Grip	#8-32	Grip	#10-32	Grip	1/4-28	Grip	5/16-24	
.281	.032	MS27039-C0804	.032	MS27039-C1-04	.032	MS27039-C4-04	.032	MS27039-C5-04	
.344	.032	MS27039-C0805	.032	MS27039-C1-05	.032	MS27039-C4-05	.032	MS27039-C5-05	
.406	.032	MS27039-C0806	.032	MS27039-C1-06	.032	MS27039-C4-06	.032	MS27039-C5-06	
.469	.032	MS27039-C0807	.032	MS27039-C1-07	.032	MS27039-C4-07	.032	MS27039-C5-07	
.531	.094	MS27039-C0808	.062	MS27039-C1-08	.032	MS27039-C4-08	.032	MS27039-C5-08	
.594	.156	MS27039-C0809	.125	MS27039-C1-09	.062	MS27039-C4-09	.062	MS27039-C5-09	
.656	.219	MS27039-C0810	.188	MS27039-C1-10	.125	MS27039-C4-10	.094	MS27039-C5-10	
.719	.281	MS27039-C0811	.250	MS27039-C1-11	.188	MS27039-C4-11	.156	MS27039-C5-11	
.781	.344	MS27039-C0812	.312	MS27039-C1-12	.250	MS27039-C4-12	.219	MS27039-C5-12	
.844	.406	MS27039-C0813	.375	MS27039-C1-13	.312	MS27039-C4-13	.281	MS27039-C5-13	
.906	.469	MS27039-C0814	.438	MS27039-C1-14	.375	MS27039-C4-14	.344	MS27039-C5-14	
.969	.531	MS27039-C0815	.500	MS27039-C1-15	.438	MS27039-C4-15	.406	MS27039-C5-15	
1.031	.594	MS27039-C0816	.563	MS27039-C1-16	.500	MS27039-C4-16	.469	MS27039-C5-16	
1.094	.656	MS27039-C0817	.625	MS27039-C1-17	.563	MS27039-C4-17	.531	MS27039-C5-17	
1.156	.719	MS27039-C0818	.688	MS27039-C1-18	.625	MS27039-C4-18	.594	MS27039-C5-18	
1.219	.781	MS27039-C0819	.750	MS27039-C1-19	.688	MS27039-C4-19	.656	MS27039-C5-19	
1.281	.844	MS27039-C0820	.813	MS27039-C1-20	.750	MS27039-C4-20	.719	MS27039-C5-20	
1.405	.970	MS27039-C0822	.938	MS27039-C1-22	.875	MS27039-C4-22	.844	MS27039-C5-22	
1.469	1.031	MS27039-C0823	1.000	MS27039-C1-23	.938	MS27039-C4-23	.906	MS27039-C5-23	
1.531	1.094	MS27039-C0824	1.062	MS27039-C1-24	1.000	MS27039-C4-24	.969	MS27039-C5-24	
1.844	1.406		1.375	MS27039-C1-29					

Lengths continue to -.0838 (2.406"), -1-48 (3.031"), -4-48 (3.031"), and sizes to 1/2-20.

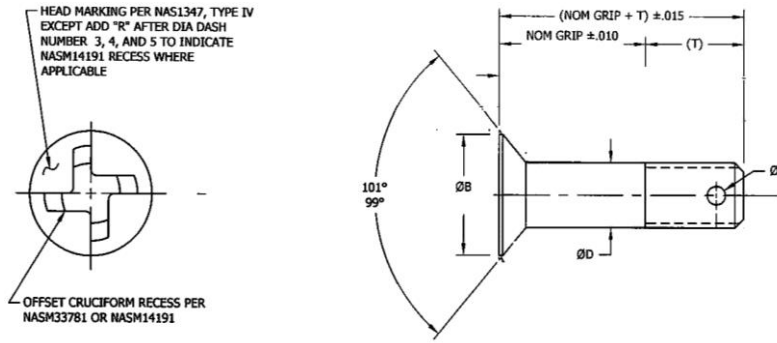
# NAS1580 and NAS1581 Close Tolerance Structural Screw

Stainless - A286 Series Stainless 180,000 PSI Tensile Strength

Cruciform® Head



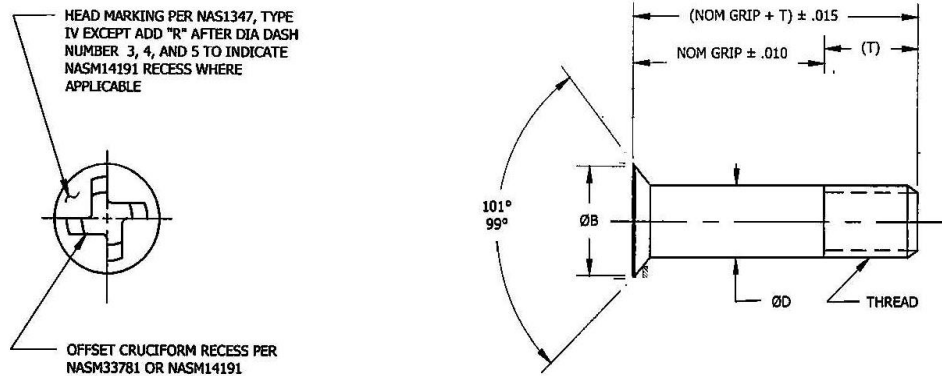
## NAS1580



Drilled Shank Optional

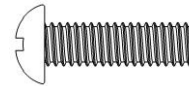
Part Number	Description - Head Diameter $\varnothing B$	Thread-Length	Nom Grip
NAS1580C3T2	High Strength, CRES, Close Tolerance Shear, Standard (Tensile) Head .339	10-32 - Length .487	Grip .125
NAS1580C3T3	High Strength, CRES, Close Tolerance Shear, Standard (Tensile) Head .339	10-32 - Length .549	Grip .187
NAS1580C3T4	High Strength, CRES, Close Tolerance Shear, Standard (Tensile) Head .339	10-32 - Length .613	Grip .250
NAS1580C3T5	High Strength, CRES, Close Tolerance Shear, Standard (Tensile) Head .339	10-32 - Length .675	Grip .312
NAS1580C3T6	High Strength, CRES, Close Tolerance Shear, Standard (Tensile) Head .339	10-32 - Length .738	Grip .375
NAS1580C3T7	High Strength, CRES, Close Tolerance Shear, Standard (Tensile) Head .339	10-32 - Length .801	Grip .438
NAS1580C3T8	High Strength, CRES, Close Tolerance Shear, Standard (Tensile) Head .339	10-32 - Length .863	Grip .500

## NAS1581



Part Number	Description - Head Diameter $\varnothing B$	Thread-Length	Nom Grip
NAS1581C3T2	High Strength, CRES, Close Tolerance, Reduced (Shear) Head .257	10-32 - Length .487	Grip .125
NAS1581C3T3	High Strength, CRES, Close Tolerance, Reduced (Shear) Head .257	10-32 - Length .549	Grip .187
NAS1581C3T4	High Strength, CRES, Close Tolerance, Reduced (Shear) Head .257	10-32 - Length .613	Grip .250
NAS1581C3T5	High Strength, CRES, Close Tolerance, Reduced (Shear) Head .257	10-32 - Length .675	Grip .312
NAS1581C3T6	High Strength, CRES, Close Tolerance, Reduced (Shear) Head .257	10-32 - Length .738	Grip .375
NAS1581C3T7	High Strength, CRES, Close Tolerance, Reduced (Shear) Head .257	10-32 - Length .801	Grip .438
NAS1581C3T8	High Strength, CRES, Close Tolerance, Reduced (Shear) Head .257	10-32 - Length .863	Grip .500

# PAN HEAD MACHINE SCREW - NonStructural



**MS35206 AN515** Course STEEL (60,000 **MS51957**

300 Series STAINLESS (80,000 PSI)

**MS35207 AN520** Fine STEEL (60,000 **MS51958**

300 Series STAINLESS (80,000 PSI)

MS35206 Dash Numbers										
Length	AN515		AN515		AN515		AN515		AN515	
	Thread		Thread	STEEL	Thread	STEEL		Thread	STEEL	CRES
	#2-56	MS35206	#4-40	MS35206	#6-32	MS35206	MS51957	#8-32	MS35206	MS51957
1/8	-2R2	MS35206-201								
3/16	-2R3	MS35206-202	-4R3	MS35206-212	-6R3	MS35206-224				
1/4	-2R4	MS35206-203	-4R4	MS35206-213	-6R4	MS35206-226	MS51957-26	-8R4	MS35206-241	
5/16	-2R5	MS35206-204	-4R5	MS35206-214	-6R5	MS35206-227		-8R5	MS35206-242	
3/8	-2R6	MS35206-205	-4R6	MS35206-215	-6R6	MS35206-228	MS51957-28	-8R6	MS35206-243	MS51957-43
7/16	-2R7	MS35206-206	-4R7	MS35206-216	-6R7	MS35206-229		-8R7	MS35206-244	MS51957-44
1/2	-2R8	MS35206-207	-4R8	MS35206-217	-6R8	MS35206-230	MS51957-30	-8R8	MS35206-245	MS51957-45
9/16		MS35206-320		MS35206-323		MS35206-327			MS35206-331	
5/8	-2R10	MS35206-208	-4R10	MS35206-218	-6R10	MS35206-231	MS51957-31	-8R10	MS35206-246	MS51957-46
3/4	-2R12	MS35206-209	-4R12	MS35206-219	-6R12	MS35206-232		-8R12	MS35206-247	
7/8		MS35206-210	-4R14	MS35206-220	-6R14	MS35206-233		-8R14	MS35206-248	MS51957-48
1		MS35206-321	-4R16	MS35206-221	-6R16	MS35206-234		-8R16	MS35206-249	
1-1/8			-4R18	MS35206-324	-6R18	MS35206-328		-8R18	MS35206-332	
1-1/4			-4R20	MS35206-222	-6R20	MS35206-235		-8R20	MS35206-250	
1-3/8			-4R22	MS35206-325	-6R22	MS35206-329		-8R22	MS35206-333	
1-1/2			-4R24	MS35206-223	-6R24	MS35206-236		-8R24	MS35206-251	MS51957-51
1-3/4			-4R28	MS35206-326	-6R28	MS35206-237		-8R28	MS35206-252	
1-7/8					-6R30	MS35206-361		-8R30	MS35206-334	
2					-6R32	MS35206-238		-8R32	MS35206-253	
2-1/4					-6R36	MS35206-330		-8R36	MS35206-254	
2-1/2								-8R40	MS35206-255	
2-3/4								-8R44	MS35206-256	
3								-8R48	MS35206-257	

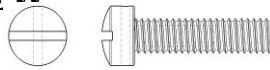
MS35207 Dash Numbers					
Length	AN520		AN520		
	Thread		Thread		
	#10-32	MS35207	MS51958	1/4-28	MS35207 MS51958
1/4	-10R4	MS35207-259			
5/16	-10R5	MS35207-260			
3/8	-10R6	MS35207-261		-416R6	MS35207-277
7/16	-10R7	MS35207-262		-416R7	MS35207-278 MS51958-78
1/2	-10R8	MS35207-263	MS51958-63	-416R8	MS35207-279 MS51958-79
5/8	-10R10	MS35207-264	MS51958-64	-416R10	MS35207-280
3/4	-10R12	MS35207-265		-416R12	MS35207-281
7/8	-10R14	MS35207-266		-416R14	MS35207-282
1	-10R16	MS35207-267		-416R16	MS35207-283
1-1/4	-10R20	MS35207-268		-416R20	MS35207-284
1-1/2	-10R24	MS35207-269		-416R24	MS35207-285
1-3/4	-10R28	MS35207-270		-416R28	MS35207-286
2	-10R32	MS35207-271		-416R32	MS35207-287
2-1/4	-10R36	MS35207-272		-416R36	MS35207-288
2-1/2	-10R40	MS35207-273		-416R40	MS35207-289
2-3/4	-10R44	MS35207-274		-416R44	MS35207-290
3	-10R48	MS35207-275		-416R48	MS35207-291

## COMMON THREAD SIZES

Bolt or Screw Size	Diameter	Course Thread	Fine (SAE) Thread	Bolt or Screw Size	Diameter	Course Thread	Fine (SAE) Thread
#0	.060	-	80	#10(3/16)	.190	24	32
#1	.073	64	72	1/4	.250	20	28
#2	.086	56	64	5/16	.3125	18	24
#4	.112	40	48	3/8	.375	16	24
#6	.138	32	40	7/16	.4375	14	20
#8	.164	32	36	1/2	.500	13	20

# DRILLED FILLISTER HEAD MACHINE SCREW MS35265 (AN500) MS35266 (AN501)

Steel - Cadmium Plated 60,000 PSI Tensile Strength



## MS35265 Dash Numbers

Length	AN500	AN500		AN500		AN500		
	Thread	MS35265	Thread	MS35265	Thread	MS35265	Thread	
	#2-56		#4-40		#6-32		#8-32	
.12		MS35265-1		MS35265-11		MS35265-24		MS35265-39
.19	A2-3	MS35265-2	A4-3	MS35265-12	A6-3	MS35265-25		MS35265-40
.25	A2-4	MS35265-3	A4-4	MS35265-13	A6-4	MS35265-26	A8-4	MS35265-41
.31	A2-5	MS35265-4	A4-5	MS35265-14	A6-5	MS35265-27	A8-5	MS35265-42
.38	A2-6	MS35265-5	A4-6	MS35265-15	A6-6	MS35265-28	A8-6	MS35265-43
.44	A2-7	MS35265-6	A4-7	MS35265-16	A6-7	MS35265-29	A8-7	MS35265-44
.50	A2-8	MS35265-7	A4-8	MS35265-17	A6-8	MS35265-30	A8-8	MS35265-45
.62	A2-10	MS35265-8	A4-10	MS35265-18	A6-10	MS35265-31	A8-10	MS35265-46
.75	A2-12	MS35265-9	A4-12	MS35265-19	A6-12	MS35265-32	A8-12	MS35265-47
.88		MS35265-10		MS35265-20	A6-14	MS35265-33	A8-14	MS35265-48
1.00				MS35265-21	A6-16	MS35265-34	A8-16	MS35265-49
1.25				MS35265-22	A6-20	MS35265-35	A8-20	MS35265-50
1.50				MS35265-23	A6-24	MS35265-36	A8-24	MS35265-51
1.75					A6-28	MS35265-37	A8-28	MS35265-52
2.00					A6-32	MS35265-38	A8-32	MS35265-54

## MS35265 Dash Numbers

## MS35266 Dash Numbers

Length	AN500	AN500		AN501		AN501		
	Thread	MS35265	Thread	MS35265	Thread	MS35266	Thread	
	#10-24		1/4-20		#10-32		1/4-28	
.19		MS35265-58				MS35266-58		
.25	A10-4	MS35265-59			A10-4	MS35266-59		
.31	A10-5	MS35265-60		MS35265-76	A10-5	MS35266-60	A416-5	MS35266-76
.38	A10-6	MS35265-61	A416-6	MS35265-77	A10-6	MS35266-61	A416-6	MS35266-77
.44	A10-7	MS35265-62	A416-7	MS35265-78	A10-7	MS35266-62	A416-7	MS35266-78
.50	A10-8	MS35265-63	A416-8	MS35265-79	A10-8	MS35266-63	A416-8	MS35266-79
.62	A10-10	MS35265-64	A416-10	MS35265-80	A10-10	MS35266-64	A416-10	MS35266-80
.75	A10-12	MS35265-65	A416-12	MS35265-81	A10-12	MS35266-65	A416-12	MS35266-81
.88	A10-14	MS35265-66	A416-14	MS35265-82	A10-14	MS35266-66	A416-14	MS35266-82
1.00	A10-16	MS35265-67	A416-16	MS35265-83	A10-16	MS35266-67	A416-16	MS35266-83
1.25	A10-20	MS35265-68	A416-20	MS35265-84	A10-20	MS35266-68	A416-20	MS35266-84
1.50	A10-24	MS35265-69	A416-24	MS35265-85	A10-24	MS35266-69	A416-24	MS35266-85
1.75	A10-28	MS35265-70	A416-28	MS35265-86	A10-28	MS35266-70	A416-28	MS35266-86
2.00	A10-32	MS35265-71	A416-32	MS35265-87	A10-32	MS35266-71	A416-32	MS35266-87
2.25		MS35265-72		MS35265-88		MS35266-72		MS35266-88
2.50	A10-40	MS35265-73	A416-40	MS35265-89	A10-40	MS35266-73	A416-40	MS35266-89
3.75		MS35265-74		MS35265-90		MS35266-74		MS35266-90
3.00	A10-48	MS35265-75	A416-48	MS35265-91	A10-48	MS35266-75	A416-48	MS35266-91


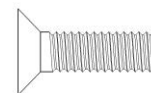
# BRASS INSTRUMENT SCREWS MS24693 MS35214 MS35215

Brass per QQ-W-321, QQ-B-613, or QQ-B-626: Black Oxide Coating  
55,000 PSI Tensile Strength

FLAT HEAD Phillips

PAN HEAD Phillips

MS24693BB	AN507B	Size	Length	MS35214	Size	Length
MS24693BB6	440R8	#4-40	1/2	MS35214-16	#4-40	1/2
MS24693BB10	440R16	#4-40	1	MS35214-23	#6-32	3/4
MS24693BB24	632R4	#6-32	1/4	MS35214-25	#6-32	3/8
MS24693BB26	632R6	#6-32	3/8	MS35214-26	#6-32	7/16
MS24693BB28	632R8	#6-32	1/2	MS35214-27	#6-32	1/2
MS24693BB29	632R10	#6-32	5/8	MS35214-28	#6-32	5/8
MS24693BB30	632R12	#6-32	3/4	MS35214-29	#6-32	3/4
MS24693BB31	632R14	#6-32	7/8	MS35214-30	#6-32	7/8
MS24693BB32	632R16	#6-32	1	MS35214-31	#6-32	1
MS24693BB34	632R20	#6-32	1-1/4	MS35214-32	#6-32	1-1/4
MS24693BB36	632R24	#6-32	1-1/2	MS35214-33	#6-32	1-1/2
MS24693BB50	832R8	#8-32	1/2	MS35214-42	#8-32	1/2
MS24693BB51	832R10	#8-32	5/8	MS35214-46	#8-32	1
MS24693BB52	832R12	#8-32	3/4	MS35214-47	#8-32	1-1/4
MS24693BB54	832R16	#8-32	1	MS35214-48	#8-32	1-1/2
MS24693BB56	832R20	#8-32	1-1/4			
MS24693BB58	832R24	#8-32	1-1/2	MS35215-55	#1032	1/2
MS24693BB272	1032R8	#10-32	1/2	MS35215-56	#1032	5/8
MS24693BB273	1032R10	#10-32	5/8	MS35215-57	#1032	3/4
MS24693BB274	1032R12	#10-32	3/4	MS35215-59	#1032	1
MS24693BB276	1032R16	#1032	1	MS35215-60	#1032	1-1/4



Note: Several additional MS24693BB and MS35214 sizes in stock

# SHEET METAL SCREWS (PK) Self Tapping

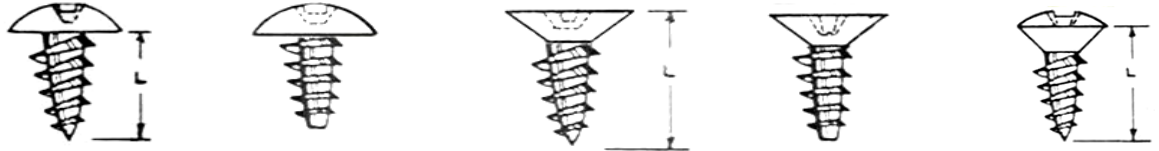
## Type A and Type B



Use Type A screws for wood applications. Use B screws for sheet metal applications and Tinnerman nuts.

Note pitch difference between Type A and B screws. Add S to part# for all 300 series stainless screws.

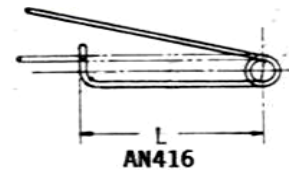
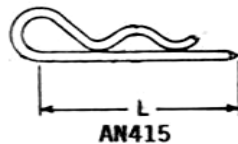
Example: 8RX1/2THAS




SIZE	Length	TRUSS HEAD Type A		TRUSS HEAD AN530 Type B		FLAT HEAD A	FLAT HEAD B		OVAL HEAD
		THA Steel	THAS Stainless	THB Steel	THBS Stainless	FHAS 100deg Stainless	MS21207 NAS548P 100deg Steel	FHBS 100deg Stainless	OHAS 82deg Stainless
#4	1/4	4RX1/4THA	4RX1/4THAS	4RX1/4THB	4RX1/4THBS	4RX1/4FHAS100	MS21207-4-4	4RX1/4FHBS100	4RX1/4OHAS
#4	3/8	4RX3/8THA	4RX3/8THAS	4RX3/8THB	4RX3/8THBS	4RX3/8FHAS100	MS21207-4-6	4RX3/8FHBS100	4RX3/8OHAS
#4	1/2	4RX1/2THA	4RX1/2THAS	4RX1/2THB	4RX1/2THBS	4RX1/2FHAS100	MS21207-4-8	4RX1/2FHBS100	4RX1/2OHAS
#4	5/8	4RX5/8THA	4RX5/8THAS	4RX5/8THB	4RX5/8THBS	4RX5/8FHAS100	MS21207-4-10	4RX5/8FHBS100	4RX5/8OHAS
#6	3/8	6RX3/8THA	6RX3/8THAS	6RX3/8THB	6RX3/8THBS	6RX3/8FHAS100	MS21207-6-6	6RX3/8FHBS100	6RX3/8OHAS
#6	1/2	6RX1/2THA	6RX1/2THAS	6RX1/2THB	6RX1/2THBS	6RX1/2FHAS100	MS21207-6-8	6RX1/2FHBS100	6RX1/2OHAS
#6	5/8	6RX5/8THA	6RX5/8THAS	6RX5/8THB	6RX5/8THBS	6RX5/8FHAS100	MS21207-6-10	6RX5/8FHBS100	6RX5/8OHAS
#6	3/4	6RX3/4THA	6RX3/4THAS	6RX3/4THB	6RX3/4THBS	6RX3/4FHAS100	MS21207-6-12	6RX3/4FHBS100	6RX3/4OHAS
#6	1	6RX1THA	6RX1THAS	6RX1THB	6RX1THBS	6RX1FHAS100	MS21207-6-16	6RX1FHBS100	6RX1OHAS
#6	1-1/2	6RX1-1/2THA	6RX1-1/2THAS	6RX1-1/2THB	6RX1-1/2THBS	6RX1-1/2FHAS100	MS21207-6-24	6RX1-1/2FHBS100	6RX1-1/2OHAS
#8	3/8	8RX3/8THA	8RX3/8THAS	8RX3/8THB	8RX3/8THBS	8RX3/8FHAS100	MS21207-8-6	8RX3/8FHBS100	8RX3/8OHAS
#8	1/2	8RX1/2THA	8RX1/2THAS	8RX1/2THB	8RX1/2THBS	8RX1/2FHAS100	MS21207-8-8	8RX1/2FHBS100	8RX1/2OHAS
#8	5/8	8RX5/8THA	8RX5/8THAS	8RX5/8THB	8RX5/8THBS	8RX5/8FHAS100	MS21207-8-10	8RX5/8FHBS100	8RX5/8OHAS
#8	3/4	8RX3/4THA	8RX3/4THAS	8RX3/4THB	8RX3/4THBS	8RX3/4FHAS100	MS21207-8-12	8RX3/4FHBS100	8RX3/4OHAS
#8	1	8RX1THA	8RX1THAS	8RX1THB	8RX1THBS	8RX1FHAS100	MS21207-8-16	8RX1FHBS100	8RX1OHAS
#8	1-1/4	8RX1-1/4THA	8RX1-1/4THAS	8RX1-1/4THB	8RX1-1/4THBS	8RX1-1/4FHAS100		8RX1-1/4FHBS100	8RX1-1/4OHAS
#8	1-1/2	8RX1-1/2THA	8RX1-1/2THAS	8RX1-1/2THB	8RX1-1/2THBS	8RX1-1/2FHAS100	MS21207-8-24	8RX1-1/2FHBS100	8RX1-1/2OHAS
#8	1-3/4	8RX1-3/4THA	8RX1-3/4THAS	8RX1-3/4THB	8RX1-3/4THBS	8RX1-3/4FHAS100	MS21207-8-28	8RX1-3/4FHBS100	8RX1-3/4OHAS
#8	2	8RX2THA	8RX2THAS	8RX2THB	8RX2THBS	8RX2FHAS100	MS21207-8-32	8RX2FHBS100	8RX2OHAS
#10	1/2	10RX1/2THA	10RX1/2THAS	10RX1/2THB	10RX1/2THBS	10RX1/2FHAS100	MS21207-10-8	10RX1/2FHBS100	10RX1/2OHAS
#10	5/8	10RX5/8THA	10RX5/8THAS	10RX5/8THB	10RX5/8THBS	10RX5/8FHAS100	MS21207-10-10	10RX5/8FHBS100	10RX5/8OHAS
#10	3/4	10RX3/4THA	10RX3/4THAS	10RX3/4THB	10RX3/4THBS	10RX3/4FHAS100	MS21207-10-12	10RX3/4FHBS100	10RX3/4OHAS
#10	1	10RX1THA	10RX1THAS	10RX1THB	10RX1THBS	10RX1FHAS100	MS21207-10-16	10RX1FHBS100	10RX1OHAS
#10	1-1/2	10RX1-1/2THA	10RX1-1/2THAS	10RX1-1/2THB	10RX1-1/2THBS	10RX1-1/2FHAS100	MS21207-10-24	10RX1-1/2FHBS100	10RX1-1/2OHAS
#10	1-3/4	10RX1-3/4THA	10RX1-3/4THAS	10RX1-3/4THB	10RX1-3/4THBS	10RX1-3/4FHAS100	MS21207-10-28	10RX1-3/4FHBS100	10RX1-3/4OHAS
#10	2	10RX2THA	10RX2THAS	10RX2THB	10RX2THBS	10RX2FHAS100	MS21207-10-32	10RX2FHBS100	10RX2OHAS
1/4	5/8	12RX5/8THA	12RX5/8THAS	12RX5/8THB	12RX5/8THBS	12RX5/8FHAS100	MS21207-14-10	12RX5/8FHBS100	12RX5/8OHAS
1/4	3/4	12RX3/4THA	12RX3/4THAS	12RX3/4THB	12RX3/4THBS	12RX3/4FHAS100	MS21207-14-12	12RX3/4FHBS100	12RX3/4OHAS
1/4	1	12RX1THA	12RX1THAS	12RX1THB	12RX1THBS	12RX1FHAS100	MS21207-14-16	12RX1FHBS100	12RX1OHAS

NOTE: \*Use in place of AN531 82 degree screws. When ordering SMS (sheet metal screws) indicate alternate lengths acceptable. Also indicate if stainless screws are acceptable as a substitute for steel screws.

## LOCKING PINS

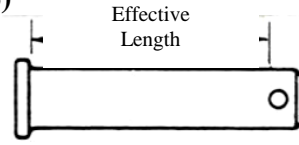


Part#	Wire Dia	Material	L
AN415-2	.080	CRES	1-15/16
AN415-3	.0295	CRES	19/32
AN416-1	.051	Steel	1-1/16
AN416-2	.041	Steel	3/4
WW11	.125	Steel	2-9/16
WW16	.125	Steel	1-15/16



# CLEVIS PIN MS20392 (AN392 thru AN396)

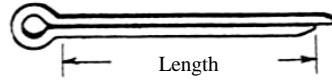
Also Supersedes AN400, AN404, and AN406  
 Steel Alloy - 4037, 4130, or 8630 - Cadmium Plated.  
 CRES - PH13-8Mo, Passivated and Chrome Plated.  
 Titanium - Alloy, TI-6AL-4V.



Effective Length	1/8 (.125) Diameter		3/16 (.188) Diameter		1/4 (.250) Diameter	
	AN392	Steel MS20392	AN393	MS20392	AN394	MS20392
7/32	-7	MS20392-1C7	-7	MS20392-2C7		
9/32	-9	MS20392-1C9	-9	MS20392-2C9		
11/32	-11	MS20392-1C11	-11	MS20392-2C11	-11	MS20392-3C11
13/32	-13	MS20392-1C13	-13	MS20392-2C13	-13	MS20392-3C13
15/32	-15	MS20392-1C15	-15	MS20392-2C15	-15	MS20392-3C15
17/32	-17	MS20392-1C17	-17	MS20392-2C17	-17	MS20392-3C17
19/32	-19	MS20392-1C19	-19	MS20392-2C19	-19	MS20392-3C19
21/32	-21	MS20392-1C21	-21	MS20392-2C21	-21	MS20392-3C21
23/32	-23	MS20392-1C23	-23	MS20392-2C23	-23	MS20392-3C23
25/32	-25	MS20392-1C25	-25	MS20392-2C25	-25	MS20392-3C25
27/32	-27	MS20392-1C27	-27	MS20392-2C27	-27	MS20392-3C27
29/32	-29	MS20392-1C29	-29	MS20392-2C29	-29	MS20392-3C29
31/32	-31	MS20392-1C31	-31	MS20392-2C31	-31	MS20392-3C31
1-1/32	-33	MS20392-1C33	-33	MS20392-2C33	-33	MS20392-3C33
1-3/32	-35	MS20392-1C35	-35	MS20392-2C35	-35	MS20392-3C35
1-5/32	-37	MS20392-1C37	-37	MS20392-2C37	-37	MS20392-3C37
1-7/32	-39	MS20392-1C39	-39	MS20392-2C39	-39	MS20392-3C39
1-9/32	-41	MS20392-1C41	-41	MS20392-2C41	-41	MS20392-3C41
1-11/32	-43	MS20392-1C43	-43	MS20392-2C43	-43	MS20392-3C43
1-13/32	-45	MS20392-1C45	-45	MS20392-2C45	-45	MS20392-3C45
1-15/32	-47	MS20392-1C47	-47	MS20392-2C47	-47	MS20392-3C47
1-17/32	-49	MS20392-1C49	-49	MS20392-2C49	-49	MS20392-3C49
1-19/32	-51	MS20392-1C51	-51	MS20392-2C51	-51	MS20392-3C51
1-21/32	-53	MS20392-1C53	-53	MS20392-2C53	-53	MS20392-3C53
1-23/32	-55	MS20392-1C55	-55	MS20392-2C55	-55	MS20392-3C55
1-25/32	-57	MS20392-1C57	-57	MS20392-2C57	-57	MS20392-3C57
1-27/32	-59	MS20392-1C59	-59	MS20392-2C59	-59	MS20392-3C59
1-29/32	-61	MS20392-1C61	-61	MS20392-2C61	-61	MS20392-3C61
1-31/32	-63	MS20392-1C63	-63	MS20392-2C63	-63	MS20392-3C63
2-1/32	-65	MS20392-1C65	-65	MS20392-2C65	-65	MS20392-3C65
2-3/32	-67	MS20392-1C67	-67	MS20392-2C67	-67	MS20392-3C67
2-5/32			-69	MS20392-2C69	-69	MS20392-3C69
2-7/32			-71	MS20392-2C71	-71	MS20392-3C71
2-9/32			-73	MS20392-2C73	-73	MS20392-3C73
2-11/32			-75	MS20392-2C75	-75	MS20392-3C75
2-13/32			-77	MS20392-2C77	-77	MS20392-3C77
2-15/32			-79	MS20392-2C79	-79	MS20392-3C79
2-17/32			-81	MS20392-2C81	-81	MS20392-3C81
2-19/32			-83	MS20392-2C83	-83	MS20392-3C83
2-21/32			-85	MS20392-2C85	-85	MS20392-3C85
2-23/32			-87	MS20392-2C87	-87	MS20392-3C87
2-25/32			-89	MS20392-2C89	-89	MS20392-3C89
2-27/32			-91	MS20392-2C91	-91	MS20392-3C91
2-29/32			-93	MS20392-2C93	-93	MS20392-3C93
2-31/32			-95	MS20392-2C95	-95	MS20392-3C95
3-1/32					-97	<b>MS20392-3C97</b>
Steel CRES Titanium Use Washer Use Cotter Pin	<b>Double Shear Strength</b>		<b>Double Shear Strength</b>		<b>Double Shear Strength</b>	
	1,840 LBS		4,140 LBS		7,360 LBS	
	3,080		6,900		12,280	
	2,340		5,240		9,320	
	AN960-4		AN960-10		AN960-416	
MS24665-130 (Steel)		MS24665-130 (Steel)		MS24665-130 (Steel)		
MS24665-149 (CRES)		MS24665-149 (CRES)		MS24665-149 (CRES)		

# COTTER PIN MS24665 (AN380 and AN381)

Steel - Cadmium Plated per QQ-P-416, Type II, Class 3  
 CRES - 300 Series Stainless Steel



Standard Package - 100

Diameter	Length	Cadmium Plated Steel		Stainless Steel		Hole Size Recommended	Use with:*	
		AN380	MS24665	AN381	MS24665		AN310/320	MS20392
1/32 (.031)	3/8	-1-1	MS24665-3	-1-6	MS24665-20	(.047)		
	1/2	-1-2	MS24665-5	-1-8	MS24665-22			
	3/4	-1-3	MS24665-7	-1-12	MS24665-24			
	1	-1-4	MS24665-9	-1-16	MS24665-26			
	1-1/4	-1-5	MS24665-10	-1-20	MS24665-27			
	1-1/2	-1-6	MS24665-11	-1-24	MS24665-28			
1/16 (.062)	3/8	-2-1	MS24665-130	-2-6	MS24665-149	(.078)	-3 -4,-5	-1,-2,-3
	1/2	-2-2	MS24665-132	-2-8	MS24665-151			
	3/4	-2-3	MS24665-134	-2-12	MS24665-153			
	1	-2-4	MS24665-136	-2-16	MS24665-155			
	1-1/4	-2-5		-2-20	MS24665-157			
	1-1/2	-2-6	MS24665-140	-2-24	MS24665-159			
	1-3/4	-2-7	MS24665-142	-2-28	MS24665-161			
	2	-2-8	MS24665-143	-2-32	MS24665-162			
	2-1/2	-2-10	MS24665-144	-2-40	MS24665-163			
	3	-2-12	MS24665-145	-2-48	MS24665-164			
3/32 (.094)	1/2	-3-2	MS24665-281	-3-8	MS24665-298	(.109)	-6,-7,-8	-4,-5
	3/4	-3-3	MS24665-283	-3-12	MS24665-300			
	1	-3-4	MS24665-285	-3-16	MS24665-302			
	1-1/4	-3-5	MS24665-287	-3-20	MS24665-304			
	1-1/2	-3-6	MS24665-289	-3-24	MS24665-306			
	1-3/4	-3-7	MS24665-291	-3-28	MS24665-308			
	2	-3-8	MS24665-292	-3-32	MS24665-309			
	2-1/2	-3-10	MS24665-294	-3-40	MS24665-311			
	3	-3-12	MS24665-295	-3-48	MS24665-312			
1/8 (.125)	1/2	-4-2	MS24665-349	-4-8	MS24665-366	(.141)	-9,-10 -12	
	3/4	-4-3	MS24665-351	-4-12	MS24665-368			
	1	-4-4	MS24665-353	-4-16	MS24665-370			
	1-1/4	-4-5	MS24665-355	-4-20	MS24665-372			
	1-1/2	-4-6	MS24665-357	-4-24	MS24665-374			
	1-3/4	-4-7	MS24665-359	-4-28	MS24665-376			
	2	-4-8	MS24665-360	-4-32	MS24665-377			
	2-1/2	-4-10	MS24665-362	-4-40	MS24665-379			
	3	-4-12	MS24665-363	-4-48	MS24665-380			
5/32 (.156)	1/2	-5-2	MS24665-417	-5-8	MS24665-435	(.172)		
	3/4	-5-3	MS24665-418	-5-12	MS24665-436			
	1	-5-4	MS24665-419	-5-16	MS24665-437			
	1-1/4	-5-5	MS24665-421	-5-20	MS24665-439			
	1-1/2	-5-6	MS24665-423	-5-24	MS24665-441			
	1-3/4	-5-7	MS24665-425	-5-28	MS24665-443			
	2	-5-8	MS24665-426	-5-32	MS24665-444			
	2-1/4	-5-9	MS24665-427	-5-36	MS24665-445			
	2-1/2	-5-10	MS24665-428	-5-40	MS24665-446			
	3	-5-12	MS24665-430	-5-48	MS24665-448			
	3-1/2	-5-14	MS24665-431	-5-56	MS24665-449			
	4	-5-16	MS24665-432	-5-64	MS24665-450			
	3/16 (.188)	3/4	-6-3	MS24665-490	-6-12			
1		-6-4	MS24665-491	-6-16	MS24665-509			
1-1/4		-6-5	MS24665-493	-6-20	MS24665-511			
1-1/2		-6-6	MS24665-495	-6-24	MS24665-513			
1-3/4		-6-7	MS24665-497	-6-28	MS24665-515			
2		-6-8	MS24665-498	-6-32	MS24665-516			
2-1/2		-6-10	MS24665-500	-6-40	MS24665-518			
3		-6-12	MS24665-502	-6-48	MS24665-520			
3-1/2		-6-14	MS24665-503	-6-56	MS24665-521			
4		-6-16	MS24665-504	-6-64	MS24665-522			

Note: \*Reference MS33540

# CLECO FASTENERS



## C" SERIES CLECO

The "C" series fasteners are the standard (button) plunger type "cleco". Plier operated, spring loaded with a strong, durable steel, plated body. Designed for sheets that require precise holding of the material while other operations are completed.



Part#	Color Code	G(grip)	Dia	Drill Size
C-3/32	zinc		3/32	#40
C-1/8	copper	0-1/4"	1/8	#30
C-5/32	black		5/32	#20
C-3/16	brass		3/16	#10

## SIDE GRIP CLAMPS

Side grip clamps are designed to clamp at the edge of the work area. Ideal for holding workpieces of all types, particularly during bonding, sealing, or glueing operations.

- Plier operated
- Spring loaded
- Constant clamping force
- Use C-200 installation plier



Part#	Grip	Reach	Length
123SG	0-1/2"	1/2"	2-3/16"
124SG	0-3/4"	1/2"	2-7/16"
125SG	0-1/2"	1"	2-3/16"
126SG	0-3/4"	1"	2-7/16"

## WINGED SERIES CLAMPS

The Winged type Cleco allows wide ranges of clamping thickness and the ability to apply a desired clamping pressure.

Part#	Alternate#	G(grip)	Diameter
WNX-3/32	KWN-FW-3/32		3/32
WNX-18	KWN-FW-1/8	0-1/2"*	1/8
WNX-5/32	KWN-FW-5/32		5/32
WNX-3/16	KWN-FW-3/16		3/16
WNX-1/4	KWN-FW-1/4		1/4

\*Clamps with greater grip range in stock.



## DRILL STOPS



Designed as a versatile aid that helps eliminate drill bit breakage and sure stop to regulate hole depth.

- Locks in drill with set screws
- Unique rounded face eliminates surface marring.
- Color coded and permanently marked by size.

Part#	Color Code	Drill Size
CLDS-50	Black	#50
CLDS-40	Zinc	#40
CLDS-30	Copper	#30
CLDS-28	Zinc	#28
CLDS-21	Black	#21
CLDS-20	Zinc	#20
CLDS-12	Brass	#12
CLDS-10	Brass	#10
CLDS-1/4	Copper	1/4
CLDS-5/16	Black	5/16

## INSTALLATION TOOLS - Model C-200

For installing all Cleco plier operated fasteners.



# HEAVY DUTY JOBBERS LENGTH DRILL BITS AIRCRAFT EXTENSION DRILLS (135 Deg) LEFT HAND DRILLS (118 Deg)

(135 Deg)



## High Speed Steel, Surface Treated, 135Deg Split Point

Originally designed to drill cotter pin holes, these heavy duty drills are suitable for drilling high tensile strength steels. The 135Deg split point is self centering, and reduces "walking" at the drill point.

Made in USA



R18HD Wire Sizes Standard Package 12				R10HD FRACTIONAL SIZES Standard Package 12 (6ea 19/64 to 1/2)		
Part#	Dia	Dec Equiv	Rivet Size	Part#	Dia	Dec Equiv
18454	#54	.0550		10404	1/16	.0625
18453	#53	.0595		10405	5/64	.0781
18452	#52	.0635		10406	3/32	.0938
18451	#51	.0679		10407	7/64	.1094
18450	#50	.0700		10408	1/8	.1250
18449	#49	.0730		10409	9/64	.1406
18448	#48	.0760		10410	5/32	.1562
18447	#47	.0785		10411	11/64	.1719
18446	#46	.0810		10412	3/16	.1875
18445	#45	.0820		10413	13/64	.2031
18444	#44	.0860		10414	7/32	.2188
18443	#43	.0890		10415	15/64	.2344
18442	#42	.0935		10416	1/4	.2500
18441	#41	.0960	3/32 Nom	10417	17/64	.2656
18440	#40	.0980		10418	9/32	.2812
18439	#39	.0995		10419	19/64	.2969
18438	#38	.1015		10420	5/16	.3125
18437	#37	.1040		10421	21/64	.3281
18436	#36	.1065		10422	11/32	.3438
18435	#35	.1100		10423	23/64	.3594
18434	#34	.1110		10424	3/8	.3750
18433	#33	.1130		10425	25/64	.3906
18432	#32	.1160		10426	13/32	.4062
18431	#31	.1200		10427	27/64	.4219
18430	#30	.1285	1/8 Nom	10428	7/16	.4375
18429	#29	.1360		10429	29/64	.4531
18428	#28	.1405		10430	15/32	.4688
18427	#27	.1440	1/8 O/S	10431	31/64	.4844
18426	#26	.1470		10432	1/2	.5000
18425	#25	.1495		10433	33/64	.5156
18424	#24	.1520		10434	17/32	.5312
18423	#23	.1540		10435	35/64	.5469
18422	#22	.1570		10436	9/16	.5625
18421	#21	.1590		10437	37/64	.5781
18420	#20	.1610	5/32 Nom	10438	19/32	.5937
18419	#19	.1660		10439	39/64	.6094
18418	#18	.1695		10440	5/8	.6250
18417	#17	.1730		10441	41/64	.6406
18416	#16	.1770	5/32 O/S	10442	21/32	.6562
18415	#15	.1800		10443	43/64	.6719
18414	#14	.1820		10444	11/16	.6875
18413	#13	.1850		10445	45/64	.7031
18412	#12	.1890		10446	23/32	.7187
18411	#11	.1910		10447	47/64	.7344
18410	#10	.1935	3/16 Nom	10448	3/4	.7500
18409	#9	.1960		10449	49/64	.7656
18408	#8	.1990		10450	25/32	.7812
18407	#7	.2010		10451	51/64	.7969
18406	#6	.2040		10452	13/16	.8125
18405	#5	.2055	3/16 O/S	10453	53/64	.8281
18404	#4	.2090		10454	27/32	.8438
18403	#3	.2130		10455	55/64	.8594
18402	#2	.2210		10456	7/8	.8750
18401	#1	.2230		10457	57/64	.8906



### Unibit Step Drills

Part#	Hole		
	Sizes	Steps	Sizes
Unibit-1	13	32nds	1/8-1/2
Unibit-4	12.00	1/8	3/16-7/8

6" Extension Drills - Add -6 to Part#. 12" Extension Drills - Add -12 to Part#. Left Hand Drills - Add -L to Part#.

# SOLID RIVETS - Aluminum MS20470 and MS20426



Type A =1100 Soft , Low strength. Type AD=2117-t4 Medium Strength, 26,000 PSI\*. Type B =5056-H32, for magnesium Alloys, 24,000PSI. Type DD=2024-T4, High Strength, 37,000PSI. Type D=2017-T4, High Shear Strength,33,000PSI. Type E=7050-T73, High Shear, High Temp, 41,000PSI. Type K=2219-T81, High Strength, High Temp., 32,000PSI. Type T= Titanium,45CB, Ultimate Strength and Temp.,50,000PSI Note: \*Undriven Shear Strength.


All Rivets sold by pound or 100 pc Count. To order by 100 pc, add '\_100' to part number (MS20470AD4-3\_100)

## Common Rivet Diameter/Length Chart

### MS20470

#### Universal Head - Approximate Pieces Per Pound

LENGTH	DASH#	Nominal Diameter Dash#							
		1/16	3/32	1/8	5/32	3/16	1/4	5/16	3/8
		0.062	0.094	0.125	0.156	0.187	0.250	0.312	0.375
		<b>-2</b>	<b>-3</b>	<b>-4</b>	<b>-5</b>	<b>-6</b>	<b>-8</b>	<b>-10</b>	<b>-12</b>
1/16	-1	24390	8457	3968					
3/32	-1.5	19608	7194	3436	1908	1261			
1/8	-2	16667	6250	3040	1712	1136			
3/16	-3	12658	4926	2457	1418	952	427		
1/4	-4	10204	4049	2066	1212	813	377	214	149
5/16	-5	8547	3436	1783	1057	714	338	193	135
3/8	-6	7353	2994	1565	935	633	306	177	123
7/16	-7	6452	2646	1397	840	571	279	163	114
1/2	-8	5747	2375	1261	763	521	257	151	105
9/16	-9	5181	2151	1148	699	476	238	141	98
5/8	-10	5717	1969	1055	645	441	222	132	92
11/16	-11	4329	1811	971	599	408	207	124	86
3/4	-12	4000	1681	909	559	382	195	117	81
7/8	-14	3472	1466	794	493	337	174	105	73
1	-16	3067	1300	709	441	301	157	95	66
1-1/8	-18	2488	1168	637	398	273	143	87	61
1-1/4	-20	2092	1059	581	364	249	132	81	56
1-3/8	-22		971	535	334	229	122	75	52
1-1/2	-24		893	493	310	212	113	69	49
1-3/4	-28		775	427	270	185	99	61	43
2	-32		680	377	238	163	88	55	38
2-1/4	-36			338	214	147	80	50	34
2-1/2	-40			306	194	133	73	45	31
2-3/4	-44			279	177	122	67	41	29
3	-48			257	163	112	62	38	27
3-1/4	-52				151	104	57	36	25
3-1/2	-56				141	97	53	33	23
3-3/4	-60				132	91	50	31	22
4	-64				124	85	47	30	21
4-1/4	-68					81	45	28	20
4-1/2	-72					76	42	27	19
4-3/4	-76					72	40	25	18
5	-80					69	38	24	17
5-1/4	-84						36	23	16
5-1/2	-88						35	22	15



MS20470

NAS1242 (1/64 Oversize)

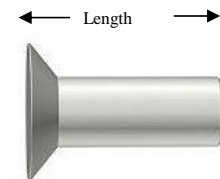
Typical Part#  
MS20470AD4-4

### MS20426

#### NAS1097

#### 100 Deg Countersunk Head - Approximate Pieces per Pound

LENGTH	DASH#	-2	-3	-4	-5	-6	-8	-10	-12
1/8	-2	22727							
3/16	-3	15873	6211						
1/4	-4	12195	4901	2754	1677	1094			
5/16	-5	9900	4032	2267	1394	917			
3/8	-6	8333	3424	1930	1194	793	413	268	
7/16	-7	7194	2976	1677	1043	699	366	239	
1/2	-8	6329	2638	1485	925	621	328	215	140
9/16	-9	5649	2364	1331	833	561	298	194	127
5/8	-10	5102	2141	1207	757	512	273	178	117
11/16	-11	4651	1956	1103	694	469	251	164	108
3/4	-12	4273	1805	1017	641	434	234	152	101
7/8	-14	3676	1557	877	555	378	204	132	88
1	-16	3225	1371	775	490	334	181	117	79
1-1/8	-18	2873	1223	689	438	299	163	105	71
1-1/4	-20	2577	1106	625	395	271	148	95	65
1-3/8	-22		1008	568	361	248	135	88	59
1-1/2	-24		925	523	332	228	125	81	55
1-3/4	-28		798	444	286	197	108	70	47
2	-32		701	392	251	173	95	61	42
2-1/2	-40			315	200	139	77	50	34
3	-48			264	168	117	64	42	29
3-1/2	-56				145	100	55	35	24



MS20426

NAS1241 (1/64 Oversize)

Typical Part#  
MS20426AD5-4

# SOLID RIVETS - Aluminum MS20426AD - Pound



## MS20426AD

### Flush Head

Nominal Diameter Dash#

	1/16	3/32	1/8	5/32	3/16	1/4
	0.062	0.094	0.125	0.156	0.187	.250
Length	-2	-3	-4	-5	-6	-8
1/16						
3/32						
1/8	MS20426AD2-2					
5/32	MS20426AD2-2.5					
3/16	MS20426AD2-3	MS20426AD3-3				
7/32	MS20426AD2-3.5	MS20426AD3-3.5				
1/4	MS20426AD2-4	MS20426AD3-4	MS20426AD4-4	MS20426AD5-4	MS20426AD6-4	
9/32	MS20426AD2-4.5	MS20426AD3-4.5	MS20426AD4-4.5	MS20426AD5-4.5	MS20426AD6-4.5	
5/16	MS20426AD2-5	MS20426AD3-5	MS20426AD4-5	MS20426AD5-5	MS20426AD6-5	
11/32	MS20426AD2-5.5	MS20426AD3-5.5	MS20426AD4-5.5	MS20426AD5-5.5	MS20426AD6-5.5	
3/8	MS20426AD2-6	MS20426AD3-6	MS20426AD4-6	MS20426AD5-6	MS20426AD6-6	MS20426AD8-6
13/32	MS20426AD2-6.5	MS20426AD3-6.5	MS20426AD4-6.5	MS20426AD5-6.5	MS20426AD6-6.5	MS20426AD8-6.5
7/16	MS20426AD2-7	MS20426AD3-7	MS20426AD4-7	MS20426AD5-7	MS20426AD6-7	MS20426AD8-7
1/2	MS20426AD2-8	MS20426AD3-8	MS20426AD4-8	MS20426AD5-8	MS20426AD6-8	MS20426AD8-8
9/16	MS20426AD2-9	MS20426AD3-9	MS20426AD4-9	MS20426AD5-9	MS20426AD6-9	MS20426AD8-9
5/8	MS20426AD2-10	MS20426AD3-10	MS20426AD4-10	MS20426AD5-10	MS20426AD6-10	MS20426AD8-10
11/16	MS20426AD2-11	MS20426AD3-11	MS20426AD4-11	MS20426AD5-11	MS20426AD6-11	MS20426AD8-11
3/4	MS20426AD2-12	MS20426AD3-12	MS20426AD4-12	MS20426AD5-12	MS20426AD6-12	MS20426AD8-12
7/8	MS20426AD2-14	MS20426AD3-14	MS20426AD4-14	MS20426AD5-14	MS20426AD6-14	MS20426AD8-14
1	MS20426AD2-16	MS20426AD3-16	MS20426AD4-16	MS20426AD5-16	MS20426AD6-16	MS20426AD8-16
1-1/8	MS20426AD2-18	MS20426AD3-18	MS20426AD4-18	MS20426AD5-18	MS20426AD6-18	MS20426AD8-18
1-1/4	MS20426AD2-20	MS20426AD3-20	MS20426AD4-20	MS20426AD5-20	MS20426AD6-20	MS20426AD8-20
1-3/8	MS20426AD2-22	MS20426AD3-22	MS20426AD4-22	MS20426AD5-22	MS20426AD6-22	MS20426AD8-22
1-1/2	MS20426AD2-24	MS20426AD3-24	MS20426AD4-24	MS20426AD5-24	MS20426AD6-24	MS20426AD8-24
1-3/4	MS20426AD2-28	MS20426AD3-28	MS20426AD4-28	MS20426AD5-28	MS20426AD6-28	MS20426AD8-28
2	MS20426AD2-32	MS20426AD3-32	MS20426AD4-32	MS20426AD5-32	MS20426AD6-32	MS20426AD8-32
2-1/4	MS20426AD2-36	MS20426AD3-36	MS20426AD4-36	MS20426AD5-36	MS20426AD6-36	MS20426AD8-36
2-1/2	MS20426AD2-40	MS20426AD3-40	MS20426AD4-40	MS20426AD5-40	MS20426AD6-40	MS20426AD8-40
2-3/4	MS20426AD2-44	MS20426AD3-44	MS20426AD4-44	MS20426AD5-44	MS20426AD6-44	MS20426AD8-44
3	MS20426AD2-48	MS20426AD3-48	MS20426AD4-48	MS20426AD5-48	MS20426AD6-48	MS20426AD8-48

# SOLID RIVETS - Aluminum MS20426AD - 100 Piece Bag

## MS20426AD

### Flush Head

Nominal Diameter Dash#

	1/16	3/32	1/8	5/32	3/16	1/4
	0.062	0.094	0.125	0.156	0.187	.250
Length	-2	-3	-4	-5	-6	-8
1/16						
3/32						
1/8	MS20426AD2-2C					
5/32	MS20426AD2-2.5C					
3/16	MS20426AD2-3C	MS20426AD3-3C				
7/32	MS20426AD2-3.5C	MS20426AD3-3.5C				
1/4	MS20426AD2-4C	MS20426AD3-4C	MS20426AD4-4C	MS20426AD5-4C	MS20426AD6-4C	
9/32	MS20426AD2-4.5C	MS20426AD3-4.5C	MS20426AD4-4.5C	MS20426AD5-4.5C	MS20426AD6-4.5C	
5/16	MS20426AD2-5C	MS20426AD3-5C	MS20426AD4-5C	MS20426AD5-5C	MS20426AD6-5C	
11/32	MS20426AD2-5.5C	MS20426AD3-5.5C	MS20426AD4-5.5C	MS20426AD5-5.5C	MS20426AD6-5.5C	
3/8	MS20426AD2-6C	MS20426AD3-6C	MS20426AD4-6C	MS20426AD5-6C	MS20426AD6-6C	MS20426AD8-6C
13/32	MS20426AD2-6.5C	MS20426AD3-6.5C	MS20426AD4-6.5C	MS20426AD5-6.5C	MS20426AD6-6.5C	MS20426AD8-6.5C
7/16	MS20426AD2-7C	MS20426AD3-7C	MS20426AD4-7C	MS20426AD5-7C	MS20426AD6-7C	MS20426AD8-7C
1/2	MS20426AD2-8C	MS20426AD3-8C	MS20426AD4-8C	MS20426AD5-8C	MS20426AD6-8C	MS20426AD8-8C
9/16	MS20426AD2-9C	MS20426AD3-9C	MS20426AD4-9C	MS20426AD5-9C	MS20426AD6-9C	MS20426AD8-9C
5/8	MS20426AD2-10C	MS20426AD3-10C	MS20426AD4-10C	MS20426AD5-10C	MS20426AD6-10C	MS20426AD8-10C
11/16	MS20426AD2-11C	MS20426AD3-11C	MS20426AD4-11C	MS20426AD5-11C	MS20426AD6-11C	MS20426AD8-11C
3/4	MS20426AD2-12C	MS20426AD3-12C	MS20426AD4-12C	MS20426AD5-12C	MS20426AD6-12C	MS20426AD8-12C
7/8	MS20426AD2-14C	MS20426AD3-14C	MS20426AD4-14C	MS20426AD5-14C	MS20426AD6-14C	MS20426AD8-14C
1	MS20426AD2-16C	MS20426AD3-16C	MS20426AD4-16C	MS20426AD5-16C	MS20426AD6-16C	MS20426AD8-16C
1-1/8	MS20426AD2-18C	MS20426AD3-18C	MS20426AD4-18C	MS20426AD5-18C	MS20426AD6-18C	MS20426AD8-18C
1-1/4	MS20426AD2-20C	MS20426AD3-20C	MS20426AD4-20C	MS20426AD5-20C	MS20426AD6-20C	MS20426AD8-20C
1-3/8	MS20426AD2-22C	MS20426AD3-22C	MS20426AD4-22C	MS20426AD5-22C	MS20426AD6-22C	MS20426AD8-22C
1-1/2	MS20426AD2-24C	MS20426AD3-24C	MS20426AD4-24C	MS20426AD5-24C	MS20426AD6-24C	MS20426AD8-24C
1-3/4	MS20426AD2-28C	MS20426AD3-28C	MS20426AD4-28C	MS20426AD5-28C	MS20426AD6-28C	MS20426AD8-28C
2	MS20426AD2-32C	MS20426AD3-32C	MS20426AD4-32C	MS20426AD5-32C	MS20426AD6-32C	MS20426AD8-32C
2-1/4	MS20426AD2-36C	MS20426AD3-36C	MS20426AD4-36C	MS20426AD5-36C	MS20426AD6-36C	MS20426AD8-36C
2-1/2	MS20426AD2-40C	MS20426AD3-40C	MS20426AD4-40C	MS20426AD5-40C	MS20426AD6-40C	MS20426AD8-40C
2-3/4	MS20426AD2-44C	MS20426AD3-44C	MS20426AD4-44C	MS20426AD5-44C	MS20426AD6-44C	MS20426AD8-44C
3	MS20426AD2-48C	MS20426AD3-48C	MS20426AD4-48C	MS20426AD5-48C	MS20426AD6-48C	MS20426AD8-48C

# SOLID RIVETS - Aluminum MS20470AD - Pound



## MS20470AD Universal Head

Nominal Diameter Dash#

	1/16	3/32	1/8	5/32	3/16	1/4
Length	0.062	0.094	0.125	0.156	0.187	.250
	-2	-3	-4	-5	-6	-8
1/16	MS20470AD2-1	MS20470AD3-1	MS20470AD4-1			
3/32	MS20470AD2-1.5	MS20470AD3-1.5	MS20470AD4-1.5	MS20470AD5-1.5	MS20470AD6-1.5	
1/8	MS20470AD2-2	MS20470AD3-2	MS20470AD4-2	MS20470AD5-2	MS20470AD6-2	
5/32	MS20470AD2-2.5	MS20470AD3-2.5	MS20470AD4-2.5	MS20470AD5-2.5	MS20470AD6-2.5	
3/16	MS20470AD2-3	MS20470AD3-3	MS20470AD4-3	MS20470AD5-3	MS20470AD6-3	MS20470AD8-3
7/32	MS20470AD2-3.5	MS20470AD3-3.5	MS20470AD4-3.5	MS20470AD5-3.5	MS20470AD6-3.5	MS20470AD8-3.5
1/4	MS20470AD2-4	MS20470AD3-4	MS20470AD4-4	MS20470AD5-4	MS20470AD6-4	MS20470AD8-4
9/32	MS20470AD2-4.5	MS20470AD3-4.5	MS20470AD4-4.5	MS20470AD5-4.5	MS20470AD6-4.5	MS20470AD8-4.5
5/16	MS20470AD2-5	MS20470AD3-5	MS20470AD4-5	MS20470AD5-5	MS20470AD6-5	MS20470AD8-5
11/32	MS20470AD2-5.5	MS20470AD3-5.5	MS20470AD4-5.5	MS20470AD5-5.5	MS20470AD6-5.5	MS20470AD8-5.5
3/8	MS20470AD2-6	MS20470AD3-6	MS20470AD4-6	MS20470AD5-6	MS20470AD6-6	MS20470AD8-6
13/32	MS20470AD2-6.5	MS20470AD3-6.5	MS20470AD4-6.5	MS20470AD5-6.5	MS20470AD6-6.5	MS20470AD8-6.5
7/16	MS20470AD2-7	MS20470AD3-7	MS20470AD4-7	MS20470AD5-7	MS20470AD6-7	MS20470AD8-7
1/2	MS20470AD2-8	MS20470AD3-8	MS20470AD4-8	MS20470AD5-8	MS20470AD6-8	MS20470AD8-8
9/16	MS20470AD2-9	MS20470AD3-9	MS20470AD4-9	MS20470AD5-9	MS20470AD6-9	MS20470AD8-9
5/8	MS20470AD2-10	MS20470AD3-10	MS20470AD4-10	MS20470AD5-10	MS20470AD6-10	MS20470AD8-10
11/16	MS20470AD2-11	MS20470AD3-11	MS20470AD4-11	MS20470AD5-11	MS20470AD6-11	MS20470AD8-11
3/4	MS20470AD2-12	MS20470AD3-12	MS20470AD4-12	MS20470AD5-12	MS20470AD6-12	MS20470AD8-12
7/8	MS20470AD2-14	MS20470AD3-14	MS20470AD4-14	MS20470AD5-14	MS20470AD6-14	MS20470AD8-14
1	MS20470AD2-16	MS20470AD3-16	MS20470AD4-16	MS20470AD5-16	MS20470AD6-16	MS20470AD8-16
1-1/8	MS20470AD2-18	MS20470AD3-18	MS20470AD4-18	MS20470AD5-18	MS20470AD6-18	MS20470AD8-18
1-1/4	MS20470AD2-20	MS20470AD3-20	MS20470AD4-20	MS20470AD5-20	MS20470AD6-20	MS20470AD8-20
1-3/8	MS20470AD2-22	MS20470AD3-22	MS20470AD4-22	MS20470AD5-22	MS20470AD6-22	MS20470AD8-22
1-1/2	MS20470AD2-24	MS20470AD3-24	MS20470AD4-24	MS20470AD5-24	MS20470AD6-24	MS20470AD8-24
1-3/4	MS20470AD2-28	MS20470AD3-28	MS20470AD4-28	MS20470AD5-28	MS20470AD6-28	MS20470AD8-28
2	MS20470AD2-32	MS20470AD3-32	MS20470AD4-32	MS20470AD5-32	MS20470AD6-32	MS20470AD8-32
2-1/4	MS20470AD2-36	MS20470AD3-36	MS20470AD4-36	MS20470AD5-36	MS20470AD6-36	MS20470AD8-36
2-1/2	MS20470AD2-40	MS20470AD3-40	MS20470AD4-40	MS20470AD5-40	MS20470AD6-40	MS20470AD8-40
2-3/4	MS20470AD2-44	MS20470AD3-44	MS20470AD4-44	MS20470AD5-44	MS20470AD6-44	MS20470AD8-44
3	MS20470AD2-48	MS20470AD3-48	MS20470AD4-48	MS20470AD5-48	MS20470AD6-48	MS20470AD8-48

# SOLID RIVETS - Aluminum MS20470AD - 100 Piece Bag

## MS20470AD Universal Head

Nominal Diameter Dash#

	1/16	3/32	1/8	5/32	3/16	1/4
Length	0.062	0.094	0.125	0.156	0.187	.250
	-2	-3	-4	-5	-6	-8
1/16	MS20470AD2-1C	MS20470AD3-1C	MS20470AD4-1C			
3/32	MS20470AD2-1.5C	MS20470AD3-1.5C	MS20470AD4-1.5C	MS20470AD5-1.5C	MS20470AD6-1.5C	MS20470AD8-1.5C
1/8	MS20470AD2-2C	MS20470AD3-2C	MS20470AD4-2C	MS20470AD5-2C	MS20470AD6-2C	MS20470AD8-2C
5/32	MS20470AD2-2.5C	MS20470AD3-2.5C	MS20470AD4-2.5C	MS20470AD5-2.5C	MS20470AD6-2.5C	MS20470AD8-2.5C
3/16	MS20470AD2-3C	MS20470AD3-3C	MS20470AD4-3C	MS20470AD5-3C	MS20470AD6-3C	MS20470AD8-3C
7/32	MS20470AD2-3.5C	MS20470AD3-3.5C	MS20470AD4-3.5C	MS20470AD5-3.5C	MS20470AD6-3.5C	MS20470AD8-3.5C
1/4	MS20470AD2-4C	MS20470AD3-4C	MS20470AD4-4C	MS20470AD5-4C	MS20470AD6-4C	MS20470AD8-4C
9/32	MS20470AD2-4.5C	MS20470AD3-4.5C	MS20470AD4-4.5C	MS20470AD5-4.5C	MS20470AD6-4.5C	MS20470AD8-4.5C
5/16	MS20470AD2-5C	MS20470AD3-5C	MS20470AD4-5C	MS20470AD5-5C	MS20470AD6-5C	MS20470AD8-5C
11/32	MS20470AD2-5.5C	MS20470AD3-5.5C	MS20470AD4-5.5C	MS20470AD5-5.5C	MS20470AD6-5.5C	MS20470AD8-5.5C
3/8	MS20470AD2-6C	MS20470AD3-6C	MS20470AD4-6C	MS20470AD5-6C	MS20470AD6-6C	MS20470AD8-6C
13/32	MS20470AD2-6.5C	MS20470AD3-6.5C	MS20470AD4-6.5C	MS20470AD5-6.5C	MS20470AD6-6.5C	MS20470AD8-6.5C
7/16	MS20470AD2-7C	MS20470AD3-7C	MS20470AD4-7C	MS20470AD5-7C	MS20470AD6-7C	MS20470AD8-7C
1/2	MS20470AD2-8C	MS20470AD3-8C	MS20470AD4-8C	MS20470AD5-8C	MS20470AD6-8C	MS20470AD8-8C
9/16	MS20470AD2-9C	MS20470AD3-9C	MS20470AD4-9C	MS20470AD5-9C	MS20470AD6-9C	MS20470AD8-9C
5/8	MS20470AD2-10C	MS20470AD3-10C	MS20470AD4-10C	MS20470AD5-10C	MS20470AD6-10C	MS20470AD8-10C
11/16	MS20470AD2-11C	MS20470AD3-11C	MS20470AD4-11C	MS20470AD5-11C	MS20470AD6-11C	MS20470AD8-11C
3/4	MS20470AD2-12C	MS20470AD3-12C	MS20470AD4-12C	MS20470AD5-12C	MS20470AD6-12C	MS20470AD8-12C
7/8	MS20470AD2-14C	MS20470AD3-14C	MS20470AD4-14C	MS20470AD5-14C	MS20470AD6-14C	MS20470AD8-14C
1	MS20470AD2-16C	MS20470AD3-16C	MS20470AD4-16C	MS20470AD5-16C	MS20470AD6-16C	MS20470AD8-16C
1-1/8	MS20470AD2-18C	MS20470AD3-18C	MS20470AD4-18C	MS20470AD5-18C	MS20470AD6-18C	MS20470AD8-18C
1-1/4	MS20470AD2-20C	MS20470AD3-20C	MS20470AD4-20C	MS20470AD5-20C	MS20470AD6-20C	MS20470AD8-20C
1-3/8	MS20470AD2-22C	MS20470AD3-22C	MS20470AD4-22C	MS20470AD5-22C	MS20470AD6-22C	MS20470AD8-22C
1-1/2	MS20470AD2-24C	MS20470AD3-24C	MS20470AD4-24C	MS20470AD5-24C	MS20470AD6-24C	MS20470AD8-24C
1-3/4	MS20470AD2-28C	MS20470AD3-28C	MS20470AD4-28C	MS20470AD5-28C	MS20470AD6-28C	MS20470AD8-28C
2	MS20470AD2-32C	MS20470AD3-32C	MS20470AD4-32C	MS20470AD5-32C	MS20470AD6-32C	MS20470AD8-32C
2-1/4	MS20470AD2-36C	MS20470AD3-36C	MS20470AD4-36C	MS20470AD5-36C	MS20470AD6-36C	MS20470AD8-36C
2-1/2	MS20470AD2-40C	MS20470AD3-40C	MS20470AD4-40C	MS20470AD5-40C	MS20470AD6-40C	MS20470AD8-40C
2-3/4	MS20470AD2-44C	MS20470AD3-44C	MS20470AD4-44C	MS20470AD5-44C	MS20470AD6-44C	MS20470AD8-44C
3	MS20470AD2-48C	MS20470AD3-48C	MS20470AD4-48C	MS20470AD5-48C	MS20470AD6-48C	MS20470AD8-48C

# NON-STRUCTURAL BLIND RIVETS



## Commercial Series

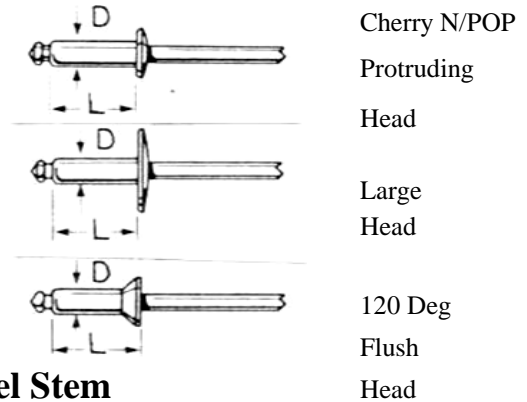
CHERRY N and AFC type rivets are very similar to USM 'POP' rivets. CHERRY N conforms to IFI-114 Standards, are nonstructural, break mandrel rivets. AVEX rivets are similar to both POP and Cherry N, but only available with a steel mandrel. AVEX rivets are designed slightly oversize in diameter.

Some homebuilt designs utilize Cherry Q rivets, a semi-structural self-plugging rivet with sealing capability. Only limited sizes and types are available. USM POP ADH series rivets are similar to Cherry BSPQ, but do not have a mechanically locked stem and is not a true substitute.

## POP Rivets - Non-Structural Blind Rivets

### Non Structural Blind Rivets

See next page for Part Numbers

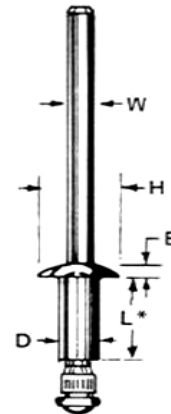
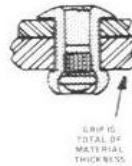


## Cherry Q Rivets - Semi-Structural Blind Rivets

### 5056 Aluminum Sleeve Mechanically Locked Steel Stem

Commercial Grade, Semi-Structural, Self Plugging, Sealing

Part#	Grip Range	Shear Lbs	Tensile Lbs
BSPQ41	.025-.062	350	325
BSPQ42	.063-.125	350	325
BSPQ43	.126-.187	350	325
BSPQ44	.188-.250	350	325



## Cherry Nut Plate Rivet

Part#	Head	Dia	Grip
CCR264SS-3-1	Csk	3/32	.062
CCR264SS-3-2	Csk	3/32	.125
CCR264SS-3-3	Csk	3/32	.187
CCR264SS-3-4	Csk	3/32	.250
CCR274SS-3-1	Prot	3/32	.062
CCR274SS-3-2	Prot	3/32	.125
CCR274SS-3-3	Prot	3/32	.187
CCR274SS-3-4	Prot	3/32	.250

## Blind Rivet Backing Washers

100-Pc Bag - Aluminum

Part#	Rivet	ID	OD	Thickness
SK-BW18	1/8	.133	.375	.062
SK-BW532	5/32	.165	.437	.062
SK-BW316	3/16	.197	.500	.062



# Non-Structural Blind Rivets



HEAD		ALUM/ALUM		ALUM/STEEL		STEEL/STEEL		STAINLESS		GRIP		
DIA	STYLE	POP	CHERRY	POP	CHERRY	POP	CHERRY	POP	CHERRY	MIN	MAX	
3/32	DOME	AD32ABS	AAP32	AD32BS	BSP32	SD32BS	SSP32		CCP32	0.031	0.125	
		AD34ABS	AAP34	AD32BS	BSP34	SD34BS	SSP34		CCP34	0.126	0.250	
			AAP36		BSP36		SSP36			0.251	0.375	
	CSK		AAC32		BSC32		SSC32			0.063	0.125	
			AAC33		BSC33		SSC33			0.126	0.187	
			AAC34		BSC34		SSC34			0.188	0.250	
			AAC36		BSC36		SSC36			0.251	0.375	
1/8	DOME	AD41ABS	AAP41	AD41BS	BSP41	SD41BS	SSP41		CCP41	0.031	0.062	
		AD42ABS	AAP42	AD42BS	BSP42	SD42BS	SSP42	SSD42SSBS	CCP42	0.063	0.125	
		AD43ABS	AAP43	AD43BS	BSP43	SD43BS	SSP43	SSD43SSBS	CCP43	0.126	0.187	
		AD44ABS	AAP44	AD44BS	BSP44	SD44BS	SSP44	SSD44SSBS	CCP44	0.188	0.250	
		AD45ABS	AAP45	AD45BS	BSP45	SD45BS	SSP45		CCP45	0.251	0.312	
		AD46ABS	AAP46	AD46BS	BSP46	SD46BS	SSP46	SSD46SSBS	CCP46	0.313	0.375	
		AD48ABS	AAP48	AD48BS	BSP48	SD48BS	SSP48			0.376	0.500	
	AD410ABS	AAP410	AD410BS	BSP410					0.501	0.625		
		CSK	AK42ABS	AAC42	AK42BS	BSC42	SK42BS	SSC42		CCC42	0.063	0.125
				AAC43	AK43BS	BSC43		SSC43		CCC43	0.126	0.187
			AAC44	AK44BS	BSC44	SK44BS	SSC44		CCC44	0.188	0.250	
			AAC45	AK45BS	BSC45		SSC45		CCC45	0.251	0.312	
							SSC46		CCC46	0.313	0.375	
LARGE FLANGE	AD42ABSLF	AAL42		AD42BSLF	BSL42	SD42BSLF	SSL42			0.031	0.125	
				AD43BSLF						0.126	0.187	
		AD44ABSLF	AAL44	AD44BSLF	BSL44	SD44BSLF	SSL44			0.126	0.250	
						SSL46			0.251	0.375		
						SSL48			0.376	0.500		
5/32	DOME	AD52ABS	AAP52	AD52BS	BSP52	SD52BS	SSP52	SSD52SSBS	CCP52	0.063	0.125	
		AD53ABS	AAP53	AD53BS	BSP53					0.126	0.187	
		AD54ABS	AAP54	AD54BS	BSP54	SD54BS	SSP54	SSD54SSBS	CCP54	0.188	0.250	
		AD56ABS	AAP56	AD56BS	BSP56	SD56BS	SSP56		CCP56	0.251	0.375	
		AD58ABS	AAP58	AD58BS	BSP58					0.376	0.500	
	CSK		AAC54	AK54BS	BSC54		SSC54		CCC54	0.188	0.250	
			AAC56	AK56BS	BSC56		SSC56		CCC56	0.251	0.375	
							SSC58			0.376	0.500	
							SSC510			0.501	0.625	
LARGE FLANGE	AD54ABSLF	AAL54		AD54BSLF	BSL54	SD54BSLF	SSL54		CCL54	0.188	0.250	
					BSL56		SSL56		CCL56	0.251	0.375	
					BSL58		SSL58			0.376	0.500	
			AAL510		BSL510					0.501	0.625	
3/16	DOME	AD62ABS	AAP62	AD62BS	BSP62	SD62BS	SSP62	SSD62SSBS	CCP62	0.063	0.125	
		AD64ABS	AAP64	AD64BS	BSP64	SD64BS	SSP64	SSD64SSBS	CCP64	0.126	0.250	
		AD66ABS	AAP66	AD66BS	BSP66	SD66BS	SSP66	SSD66SSBS	CCP66	0.251	0.375	
		AD68ABS	AAP68	AD68BS	BSP68	SD68BS	SSP68	SSD68SSBS	CCP68	0.376	0.500	
		AD610ABS	AAP610	AD610BS	BSP610	SD610BS	SSP610			0.501	0.625	
		AD612ABS	AAP612	AD612BS	BSP612	SD612BS	SSP612			0.626	0.750	
	LARGE FLANGE	AD64ABSLF	AAL64		AD64BSLF	BSL64	SD64BSLF	SSL64		CCL64	0.126	0.250
				AD66BSLF	BSL66	SD66BSLF	SSL66		CCL66	0.251	0.375	
				AD68BSLF	BSL68	SD68BSLF	SSL68		CCL68	0.376	0.500	
				AD610BSLF	BSL610	SD610BSLF	SSL610			0.501	0.625	
			AAL612	AD612BSLF	BSL612	SD612BSLF	SSL612			0.626	0.750	

# CherryMax Rivets



**Traditional “Cherry Rivets”** were originally designed with a knob stem, the most commonly used was the CR162/CR163 MS Series. These rivets require special tooling to install and leave a protruding break stem that must be trimmed. Cherry developed the CR9162/CR9163 MS Series rivet to replace the knob stem, thus simple pulling tools could be used. The CherryLock rivet was developed to gain strength ratings equivalent to solid AD rivets. The CherryLock rivet required double action pulling tools to install. CherryLock rivets are all oversize diameters. The CherryMax rivet was developed to replace the CherryLock, required simple pulling tools to install, and are also available in Nominal and Oversize shank. The Oversize CherryMax has strength ratings that meet or exceed solid AD rivets. The drawback to the CherryMax is removal. The Break Stem is constructed of 8740 Alloy Steel and is very difficult to drill out. However, by drilling the head center, a punch can drive the break stem out allowing the shank to be drilled and removed.

## Considerations for using Cherry Blind Rivets

- 1) CherryMax is a structural rivet, Cherry Q or POP rivets are not.
- 2) Panels should be clamped before installing CherryMax rivets as they are not designed for excessive panel “takeup”.
- 3) CherryMax can be substituted for specifications calling for CR162/CR163 or CherryLock.
- 4) CherryMax is an approved substitute for solid AD rivets in a structural application

Skybolt only supplies Factory New Cherry products with full traceability, no surplus, no sweepings, no aftermarket parts.

## CherryMax

**5056 Aluminum Sleeve 8740 Alloy Steel Stem**

Common Sizes

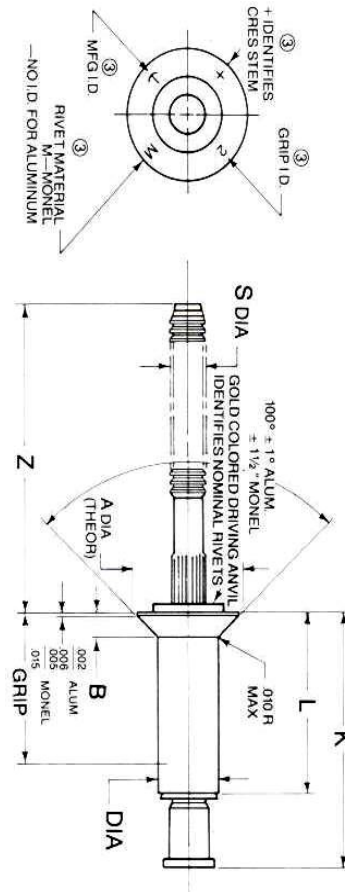
### 100 Degree Flush Head - Nominal Shank (.126) #30 Drill

Part#	Size	Grip Limits	Shear		Tensile	
			Lbs	Lbs	Lbs	Lbs
CR3212-4-2	1/8	.063-.125	411	285		
CR3212-4-3	1/8	.126-.187	531	285		
CR3212-4-4	1/8	.188-.250	651	285		
CR3212-4-5	1/8	.251-.312	664	285		
CR3212-5-2	5/32	.065-.125	-	445		
CR3212-5-3	5/32	.126-.187	714	445		
CR3212-5-4	5/32	.188-.250	862	445		
CR3212-5-5	5/32	.251-.312	1012	445		
CR3212-5-6	5/32	.313-.375	1030	445		

### 100 Degree Flush Head - Oversize Shank (.140) #27 Drill

Part#	Size	Grip Limits	Shear		Tensile	
			Lbs	Lbs	Lbs	Lbs
CR3242-4-2	1/8	.063-.125	480	345		
CR3242-4-3	1/8	.126-.187	614	345		
CR3242-4-4	1/8	.188-.250	741	345		
CR3242-4-5	1/8	.251-.312	814	345		
CR3242-5-2	5/32	.065-.125	-	530		
CR3242-5-3	5/32	.126-.187	815	530		
CR3242-5-4	5/32	.188-.250	977	530		
CR3242-5-5	5/32	.251-.312	1137	530		
CR3242-5-6	5/32	.313-.375	1245	530		

Larger Sizes in stock



# CherryMax

Common Sizes

## Universal Head - Nominal Shank (.126) #30 Drill

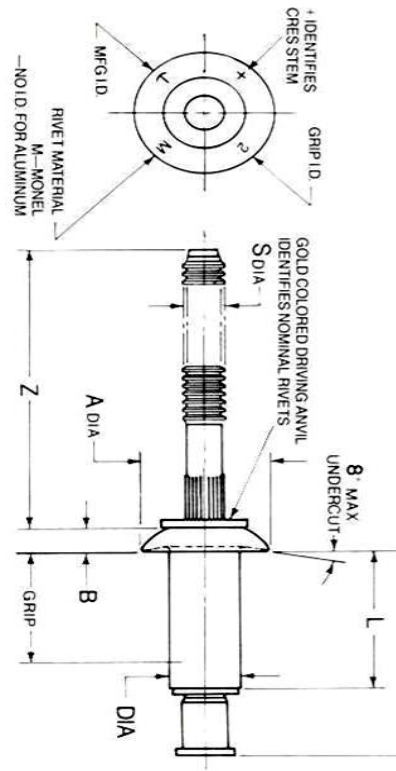
Part#	Size	Grip Limits	Shear Lbs	Tensile Lbs
CR3213-4-1	1/8	.025-.062	-	285
CR3213-4-2	1/8	.063-.125	411	285
CR3213-4-3	1/8	.126-.187	531	285
CR3213-4-4	1/8	.188-.250	651	285
CR3213-4-5	1/8	.251-.312	664	285
CR3213-5-1	5/32	.031-.062	-	445
CR3213-5-2	5/32	.065-.125	-	445
CR3213-5-3	5/32	.126-.187	714	445
CR3213-5-4	5/32	.188-.250	862	445
CR3213-5-5	5/32	.251-.312	1012	445
CR3213-5-6	5/32	.313-.375	1030	445

Larger Sizes in stock

## Universal Head - Oversize Shank (.140) #27 Drill

Part#	Size	Grip Limits	Shear Lbs	Tensile Lbs
CR3243-4-1	1/8	.025-.062	-	345
CR3243-4-2	1/8	.063-.125	480	345
CR3243-4-3	1/8	.126-.187	614	345
CR3243-4-4	1/8	.188-.250	741	345
CR3243-4-5	1/8	.251-.312	814	345
CR3243-5-1	5/32	.031-.062	-	530
CR3243-5-2	5/32	.065-.125	-	530
CR3243-5-3	5/32	.126-.187	815	530
CR3243-5-4	5/32	.188-.250	977	530
CR3243-5-5	5/32	.251-.312	1137	530
CR3243-5-6	5/32	.313-.375	1245	530

Larger Sizes in stock

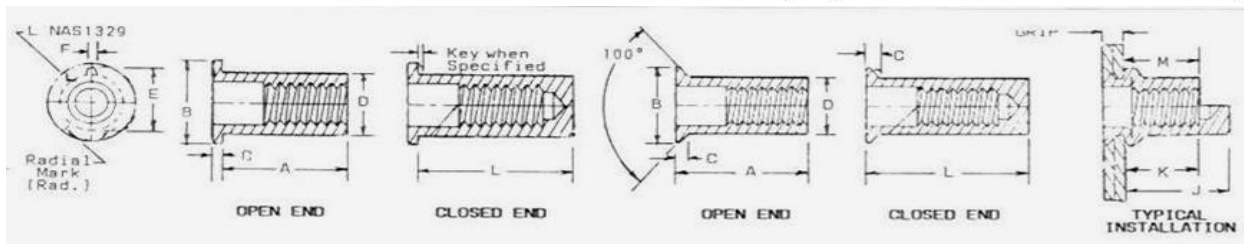
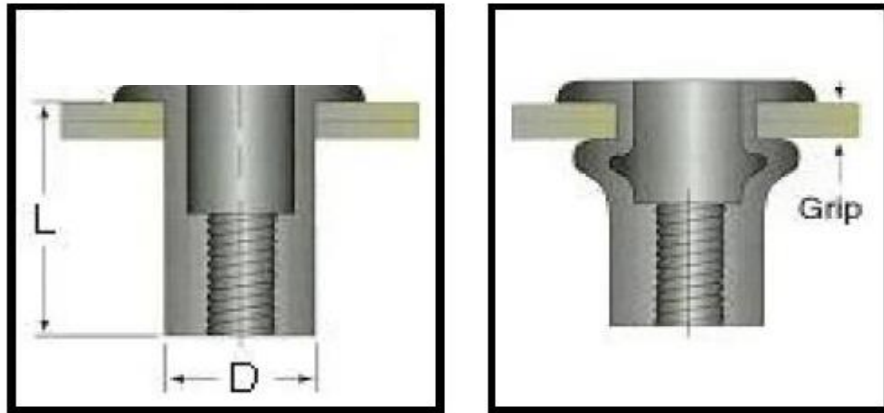


## RIVET REQUIREMENT CHART Dzus Camloc Southco Airloc

Stud Type	Receptacle	Thickness	Rivet Size	Head Type	Solid Rivet/Blind Rivet				
					.020	.032	.040	.063	.100
ZLoc	S3	.100	3/32	CSK	3-3, 32*	3-3, 32	3-3, 32	3-3, 32	
	S4	.100	3/32	CSK	3-3, 32	3-3, 32	3-3, 32	3-3, 32	
	S5A	.110	1/8	CSK	4-3, 42	4-3, 42	4-4, 43	4-4, 43	4-4, 44
	S6A	.110	1/8	CSK	4-4, 43	4-4, 43	4-4, 43	4-4, 43	4-4, 44
	S7A	.110	1/8	CSK	4-4, 43	4-4, 43	4-4, 43	4-4, 43	4-4, 44
	EHF Stud	.020	1/8	UNIV	4-3, 42	4-3, 42	4-4, 43	4-4, 43	4-4, 44
	945/946 Plate with S5,S6,214 with 244,SK215,SK245	.100 .100	1/8 1/8	UNIV UNIV					4-4, 44 4-5, 44
CLoc	212, SK213-2	.075	3/32	CSK	3-3, 32	3-3, 32	3-4, 33	3-4, 33	3-4, 33
	214, SK213-28	.090	1/8	CSK	4-3, 42	4-3, 42	4-4, 43	4-4, 43	4-4, 44
	244,SK215,SK245	.100	1/8	CSK	4-4, 43	4-4, 43	4-4, 43	4-4, 43	4-5, 44
Southco	82-35-295-20	.120	3/32	CSK	3-4, 33	3-4, 33	3-5, 34	3-5, 34	3-5, 34
	82-35-302-15	.130	3/32	CSK	3-4, 33	3-5, 34	3-5, 34	3-5, 34	3-5, 34
	85-35-295-20	.160	1/8	CSK	4-5, 44	4-5, 44	4-5, 44	4-5, 44	4-6, 45
Lord	J7444 Series (#832)	.055	5/32(Ream)	UNIV	5-3, 52	5-3, 52	5-3, 52	5-3, 52	5-4, 53
	SK2003 Series (#832)	.055	5/32	UNIV	5-3, 52	5-3, 52	5-3, 52	5-3, 52	5-4, 53
ALoc	99797-P130	.032	1/8	CSK	4-3, 42	4-3, 42	4-3, 42	4-3, 42	4-4, 43
	99871-C098	.075	3/32	CSK	3-3, 32	3-3, 32	3-4, 33	3-4, 33	3-4, 33
	99833-C098	.075	3/32	CSK	3-3, 32	3-3, 32	3-4, 33	3-4, 33	3-4, 33
	99833-P098	.032	3/32	CSK	3-3, 32	3-3, 32	3-3, 32	3-3, 32	3-4, 33
	99833-C130	.075	1/8	CSK	4-3, 42	4-3, 42	4-4, 43	4-4, 43	4-4, 43
	99833-P130	.032	1/8	CSK	4-3, 42	4-3, 42	4-3, 42	4-3, 42	4-4, 43
	99947-C130	.090	1/8	CSK	4-3, 42	4-3, 42	4-4, 43	4-4, 43	4-5, 44
	99947-P130	.050	1/8	CSK	4-3, 42	4-3, 42	4-3, 42	4-3, 42	4-4, 43
	99948-C130	.090	1/8	CSK	4-3, 42	4-3, 42	4-4, 43	4-4, 43	4-5, 44

\*Example: To Mount a Dzus Spring to a .020 Panel - Use a Solid Rivet MS20470AD3-3 or Blind Rivet SSP32

# Rivnuts



Size	Thread	Flat Head		Countersunk			Drill Size	Hole Size			
		B	C	B	C	D		E	F	Min	Max
6	#6-32	.325	.032	.323	.063	.189	.240	.054	#12	.189	.193
8	#8-32	.357	.032	.355	.063	.221	.271	.054	#2	.221	.226
10	#10-32	.406	.038	.391	.065	.250	.302	.054	E	.250	.256
1/4	1/4-28	.475	.058	.529	.089	.332	.382	.054	Q	.332	.338

## Common Rivnut Sizes

Standard Package - 10

### Flat Head - Open End - Keyed

### Countersunk - Open End - Keyed

Part#	Grip		A	M	Part#	Grip		A	M
	Range					Range			
A6K75	.010-.075	.438	.300	A6K106	.065-.106	.500	.325		
A6K120	.075-.120	.500	.315	A8K106	.065-.106	.500	.325		
A8K75	.010-.075	.438	.300	A10K116	.065-.116	.578	.395		
A8K120	.075-.120	.500	.315	A10K166	.116-.166	.625	.385		
A10K80	.010-.080	.531	.380						
A10K130	.080-.130	.594	.390						
A10K180	.130-.180	.641	.390						

## 200RNC Rivet Nutter Tool

Inserts Rivnuts and Threadserts. #632,#832,#1032

1/4-20, 5/16-18, 3/8-16.

Part#
<b>200RNC</b>



# FBO PLUS HARDWARE KIT SYSTEM

Our most complete, professional kit system is designed for even the largest shop or repair facility. The All-Steel construction (drawers and slide racks) feature slide out drawers that easily lift out for added utility. This system is completely expandable for your growing hardware needs by adding additional drawers and racks.

- Consider these value packed features:
- \*Professional Quality, Factory New Fasteners
  - \*Top Quality, Rugged Construction Cabinets
  - \*All Compartments Labeled
  - \*Most Common, High Use Items



## FBO BOLT 1 KIT (Included in FBO System)

DRAWER 1 DK-AN3A		DRAWER 2 DK-AN3		DRAWER 3 DK-AN4A		DRAWER 4 DK-AN4	
Part#	QTY	Part#	QTY	Part#	QTY	Part#	QTY
AN3-3A	25	AN3-3	10	AN4-4A	25	AN4-3	10
AN3-4A	25	AN3-4	10	AN4-5A	25	AN4-4	10
AN3-5A	25	AN3-5	10	AN4-6A	25	AN4-5	10
AN3-6A	25	AN3-6	10	AN4-7A	25	AN4-6	10
AN3-7A	25	AN3-7	10	AN4-10A	25	AN4-7	10
AN3-10A	25	AN3-10	10	AN4-11A	10	AN4-10	10
AN3-11A	10	AN3-11	10	AN4-12A	10	AN4-11	10
AN3-12A	10	AN3-12	10	AN4-13A	10	AN4-12	10
AN3-13A	10	AN3-13	5	AN4-14A	10	AN4-13	5
AN3-14A	10	AN3-14	5	AN4-15A	10	AN4-14	5
AN3-15A	10	AN3-15	5	AN4-16A	10	AN4-15	5
AN3-16A	10	AN3-16	5	AN4-17A	10	AN4-16	5
AN3-17A	10	AN3-17	5	AN4-20A	10	AN4-17	5
AN3-20A	10	AN3-20	5	AN4-21A	10	AN4-20	5
AN3-21A	10	AN3-21	5	AN4-22A	10	AN4-21	5
AN3-22A	10	AN3-22	5	AN4-23A	10	AN4-22	5
AN3-23A	10	AN3-23	5	AN4-24A	10	AN4-23	5
AN3-24A	10	AN3-24	5	AN4-25A	10	AN4-24	5
AN3-25A	10	AN3-25	5	AN4-26A	10	AN4-25	5
AN3-26A	10	AN3-26	5	AN4-27A	10	AN4-26	5
AN3-27A	10	AN3-27	5	AN4-30A	10	AN4-27	5
AN3-30A	10	AN3-30	5	AN4-31A	5	AN4-30	5
AN3-31A	10	AN3-31	5	AN4-32A	5	AN4-31	5
AN3-32A	10	AN3-32	5	AN4-33A	5	AN4-32	5

950 Pieces

## FBO BOLT 2 KIT (OPTIONAL)

DRAWER 5 DK-AN5A		DRAWER 6 DK-AN5		DRAWER 7 DK-AN6A		DRAWER 8 DK-AN6	
Part#	QTY	Part#	QTY	Part#	QTY	Part#	QTY
AN5-5A	10	AN5-5	5	AN6-5A	5	AN6-5	5
AN5-6A	10	AN5-6	5	AN6-6A	5	AN6-6	5
AN5-7A	10	AN5-7	5	AN6-7A	5	AN6-7	5
AN5-10A	10	AN5-10	5	AN6-10A	5	AN6-10	5
AN5-11A	10	AN5-11	5	AN6-11A	5	AN6-11	5
AN5-12A	10	AN5-12	5	AN6-12A	5	AN6-12	5
AN5-13A	10	AN5-13	5	AN6-13A	5	AN6-13	5
AN5-14A	10	AN5-14	5	AN6-14A	5	AN6-14	5
AN5-15A	10	AN5-15	5	AN6-15A	5	AN6-15	5
AN5-16A	10	AN5-16	5	AN6-16A	5	AN6-16	5
AN5-17A	5	AN5-17	5	AN6-17A	5	AN6-17	5
AN5-20A	5	AN5-20	5	AN6-20A	5	AN6-20	5
AN5-21A	5	AN5-21	5	AN6-21A	5	AN6-21	5
AN5-22A	5	AN5-22	5	AN6-22A	5	AN6-22	5
AN5-23A	5	AN5-23	5	AN6-23A	5	AN6-23	5
AN5-24A	5	AN5-24	5	AN6-24A	5	AN6-24	5
AN5-25A	5	AN5-25	5	AN6-25A	5	AN6-25	5
AN5-26A	5	AN5-26	5	AN6-26A	5	AN6-26	5
AN5-27A	5	AN5-27	5	AN6-27A	5	AN6-27	5
AN5-30A	5	AN5-30	5	AN6-30A	5	AN6-30	5
AN5-31A	5	AN5-31	5	AN6-31A	5	AN6-31	5
AN5-32A	5	AN5-32	5	AN6-32A	5	AN6-32	5
AN5-33A	5	AN5-33	5	AN6-33A	5	AN6-33	5
AN5-34A	5	AN5-34	5	AN6-34A	5	AN6-34	5

530 Pieces

## FBO NUT KIT (Incl in FBO System)

DRAWER9 DK-NUT1		DRAWER10 DK-NUT2	
Part#	QTY	Part#	QTY
AN310-3	25	AN364-428	50
AN310-4	25	AN365-440	50
AN310-5	25	AN365-632	50
AN315-3	25	AN365-832	100
AN315-4	25	AN365-1032	100
AN315-5	25	AN365-428	100
AN316-4	25	AN365-524	25
AN316-5	25	MS21044C06	25
AN320-3	25	MS21044C08	25
AN320-4	25	MS21044C08	25
AN320-5	25	AN363-1032	25
AN340-4	50	AN363-428	25
AN340-6	50	AN363-524	10
AN340-8	50	NAS679A3	25
AN340B6	25	NAS679A4	25
AN345-10	50	NAS679A5	10
AN345-416	50	MS21042-3	25
AN340C8	25	MS21042-4	25
AN340C10	25	MS21042-5	5
AN340C16	25	A1784-6Z-1	25
AN364-440	50	A1348-8Z-1	25
AN364-632	100	A1778-8Z-1	25
AN364-832	100	A1789-8Z-1	25
AN364-1032	100	130008	10

1810 Pieces

## FBO SCREW KIT (Included in FBO System)

DRAWER11 DK-SCREW1		DRAWER12 DK-SCREW2		DRAWER13 DK-SCREW3	
Part#	QTY	Part#	QTY	Part#	QTY
AN526-440R8	100	AN507-1032R10	100	AN526C440R4	100
AN526-632R6	100	AN507-1032R12	100	AN526C440R6	100
AN526-632R8	100	AN507-428R8	100	AN526C632R6	100
AN526-632R10	100	AN507B632R16	100	AN526C632R8	100
AN526-632R12	100	MS35214-30	100	AN526C632R10	100
AN526-832R6	100	AN509-10R6	100	AN526C832R6	100
AN526-832R8	100	AN509-10R7	100	AN526C832R8	100
AN526-832R10	100	AN509-10R8	100	AN526C832R10	100
AN526-832R12	100	AN509-10R10	100	AN526C832R12	50
AN526-1032R8	100	MS27039-0806	100	8RX5/8THAS	100
AN526-1032R10	100	MS27039-0808	100	8RX1/2THAS	100
AN526-1032R12	100	MS27039-0809	100	8RX3/4THAS	100
AN507-440R12	100	MS27039-0812	100	10RX1/2THAS	100
AN507-632R6	100	MS27039-0814	100	10RX5/8THAS	100
AN507-632R8	100	6RX1/2THB	100	10RX3/4THAS	50
AN506-632R10	100	8RX1/2THB	100	AN507C632R6	100
AN507-632R12	100	MS21207-8-8	100	AN507C632R8	100
AN507-832R6	100	MS21207-10-10	100	AN507C632R10	100
AN507-832R8	100	4RX3/8THA	100	AN507C832R8	100
AN507-832R10	100	6RX3/8THA	100	AN507C832R10	100
AN507-832R12	100	8RX3/8THA	100	AN507C1032R8	100
AN507-832R16	100	8RX1/2THA	100	AN507C1032R10	100
AN507-1032R6	100	8RX5/8THA	100	AN507C1032R12	100
AN507-1032R8	100	10RX5/8THA	100	AN507C1032R16	100

9300 Pieces

## FBO WASHER KIT (Included in FBO System)

DRAWER14 DK-SCREW4		DRAWER15 DK-WASHER1		DRAWER16 DK-WASHER2	
Part#	QTY	Part#	QTY	Part#	QTY
4RX1/4THAS	100	AN935-6	100	AN960C6L	200
4RX3/8THAS	100	AN935-8	100	AN960C8L	200
4RX1/2THAS	100	AN935-10	100	AN960C10L	200
4RX5/8THAS	100	AN936A6	100	AN960C16L	200
6RX3/8THAS	100	AN936A8	100	AN960C516L	100
6RX1/2THAS	100	AN936A10	100	#6 CSK WS	50
6RX5/8THAS	100	AN936A16	100	#8 CSK WS	50
8RX3/8THAS	100	AN936A516	100	#10 CSK WS	50
8RX1/2THAS	100	AN960-4	100	MS27129-6	100
8RX5/8THAS	100	AN960-6	200	MS27129-9	100
10RX1/2THAS	100	AN960-8	200	MS27129-12	100
10RX5/8THAS	100	AN960-10	200	#6L NYLON	100
10RX3/4THAS	50	AN960-416	200	#8L NYLON	100
4RX1/2OHAS	100	AN960-516	100	#10L NYLON	100
6RX1/2OHAS	100	AN960-616	50	AN380-1-2	100
8RX5/8OHAS	50	AN960-716	50	AN380-2-2	100
10RX5/8OHAS	50	AN970-3	50	AN380-2-4	100
6RX1/2FHAS100	100	AN970-4	50	AN380-2-6	100
8RX1/2FHAS100	100	AN970-5	20	AN380-2-8	100
10RX1/2FHAS100	100	AN960-4L	100	AN380-3-2	100
6RX1/2FHBS100	100	AN960-6L	200	AN380-3-4	100
8RX1/2FHBS100	100	AN960-8L	200	AN380-3-6	100
10RX1/2FHBS100	100	AN960-10L	200	AN380-3-8	100
		AN960-416L	200	AN380-4-4	50
		AN960-516L	100	AN380-4-6	50
				AN380-4-8	50
				AN380-5-10	35
				AN381-1-12	100
				AN381-2-12	100
				AN381-3-16	100

6045 Pieces

## FBO RIVET KIT (Included in FBO System)

DRAWER17 DK-RIVET1				DRAWER18 DK-RIVET2			
Part#	LBS	Part#	LBS	Part#	LBS	Part#	LBS
MS20470AD3-3	1/8	MS20470AD4-14	1/8	MS20426AD3-3	1/8	MS20426AD4-9	1/8
MS20470AD3-4	1/8	MS20470AD4-16	1/8	MS20426AD3-4	1/8	MS20426AD4-10	1/8
MS20470AD3-5	1/8	MS20470AD4-5	1/8	MS20426AD3-5	1/8	MS20426AD4-12	1/8
MS20470AD3-6	1/8	MS20470AD4-5	1/8	MS20426AD3-6	1/8	MS20426AD4-16	1/8
MS20470AD3-8	1/8	MS20470AD4-6	1/8	MS20426AD3-8	1/8	MS20426AD4-5	1/8
MS20470AD4-3	1/8	MS20470AD4-7	1/8	MS20426AD3-12	1/8	MS20426AD4-5	1/8
MS20470AD4-4	1/8	MS20470AD4-8	1/8	MS20426AD4-3	1/8	MS20426AD4-6	1/8
MS20470AD4-5	1/8	MS20470AD4-10	1/8	MS20426AD4-4	1/8	MS20426AD4-8	1/8
MS20470AD4-6	1/8	MS20470AD4-12	1/8	MS20426AD4-5	1/8	MS20426AD4-10	1/8
MS20470AD4-8	1/8	MS20470AD4-14	1/8	MS20426AD4-6	1/8	MS20426AD4-12	1/8
MS20470AD4-10	1/8	MS20470AD4-16	1/8	MS20426AD4-7	1/8	MS20426AD4-16	1/8
MS20470AD4-12	1/8	MS20470AD6-12	1/8	MS20426AD4-8	1/8	MS20426AD6-12	1/8

See On-Line Purchasing for Pricing

# FBO Plus

## HARDWARE KIT SYSTEM (Options)



Kit# FBO CHERRYMAX      Kit# FBO ELECTRICAL      Kit# FBO CLEKO      Kit# FBO RIVNUT      Kit# FBO GROMMET      Kit# FBO STAINLESS BOLT

Part#	Qty	Part#	Qty	Part#	Qty	Part#	Qty	Part#	Qty	Part#	Qty
CR3212-4-2	25	FND2622-3	50	C-3/32	25	A6K75	10	MS35489-1	5	AN3C3A	10
CR3212-4-3	25	FND2216-S3	50	C-1/8	25	A6K120	10	MS35489-2	5	AN3C4A	10
CR3212-4-4	25	FND2216-4	50	C-5/32	25	A8K75	10	MS35489-4	5	AN3C5A	10
CR3212-4-5	25	FND2216-5	50	C-3/16	25	A8K120	10	MS35489-134	5	AN3C6A	10
CR3213-4-1	25	FND2216-6	50	WNX-3/32	3	A10K80	10	MS35489-5	5	AN3C7A	10
CR3213-4-2	25	FND2216-8	50	WNX-1/8	3	A10K130	10	MS35489-6	5	AN3C10A	10
CR3213-4-3	25	FND1614-M3	50	WNX-5/32	3	A6K106	10	MS35489-7	5	AN3C11A	10
CR3213-4-4	25	FND1614-4	50	WNX-3/16	3	A8K106	10	MS35489-8	5	AN3C12A	10
CR3213-4-5	25	FND1614-M5	50	125SG	5	A10K116	10	MS35489-9	5	AN3C13A	10
CR3242-4-2	25	FND1614-6	50	126SG	5	200RNC	1	MS35489-10	5	AN4C4A	10
CR3242-4-3	25	FND1614-8	50	C-200	1			MS35489-118	5	AN4C5A	10
CR3242-4-4	25	FND1210-4	25					MS35489-11	5	AN4C6A	10
CR3242-4-5	25	FND1210-S6	25					MS35489-12	5	AN4C7A	10
CR3243-4-1	25	FND1210-9	25					MS35489-13	5	AN4C10A	10
CR3243-4-2	25	FN8-8	10					MS35489-14	5	AN4C11A	10
CR3243-4-3	25	FN4-9	10					MS35489-15	5	AN4C12A	10
CR3243-4-4	25	1582	10					MS35489-16	5	AN4C13A	10
CR3243-4-5	25	WS2216K	50					MS35489-17	5	AN4C14A	10
		WS1614K	50					MS35489-18	5	MS21044C3	50
		WS1210K	25					MS35489-19	5	MS21044C4	50
		NCL2622	25					MS35489-20	5	AN960C10	100
		NDCW1614	25					MS35489-135	5	AN960C10L	100
		NDCW2216	25					MS35489-21	5	AN960C416	100
		C1210	25					MS35489-22	5	AN960C416L	100
		2218SDB	50								
		1614SDB	50								
		450	980			123	91			120	680

Kit# FBO WDG CLAMP      Kit# FBO PLATENUT-1      Kit# FBO PLATENUT-2      Kit# FBO TINNERMAN      Kit# FBO POP RIVET      Kit# FBO INSTRUMENT

Note (1)

Part#	Qty	Part#	Qty	Part#	Qty	Part#	Qty	Part#	Qty	Part#	Qty
MS21919WDG2	5	MS21047L06	10	MS21069L02	10	A1776-4Z-1	25	AAC-32	100	MS24693BB4	25
MS21919WDG3	5	MS21047L08	10	MS21069L04	10	A1181-6Z-1	25	AAC-34	100	MS24693BB5	100
MS21919WDG4	5	MS21047L3	10	MS21069L06	10	A1777-6Z-1	25	AAC-42	100	MS24693BB26	25
MS21919WDG5	5	MS21049L06	10	MS21069L08	10	A1778-8Z-1	25	AAC-43	100	MS24693BB28	100
MS21919WDG6	5	MS21049L08	10	MS21069L3	10	A1779-10Z-1	25	AAC-44	100	MS24693BB29	25
MS21919WDG7	5	MS21049L3	10	MS21071L04	10	A6162-6Z-1	25	AAC-45	100	MS24693BB30	100
MS21919WDG8	5	MS21051L06	10	MS21071L06	10	A6195-8Z-1	25	AAC-54	100	MS24693BB31	25
MS21919WDG9	5	MS21051L08	10	MS21071L08	10	A6191-10Z-1	25	AAC-64	100	MS24693BB32	100
MS21919WDG10	5	MS21051L3	10	MS21071L3	10	A6196-6Z-1	25	AAP-32	100	MS24693BB34	25
MS21919WDG11	5	MS21053L06	10	MS21073L04	10	A6196-8Z-1	25	AAP-34	100	MS24693BB36	25
MS21919WDG12	5	MS21053L08	10	MS21073L06	10	A6187-4Z-1	25	AAP-36	100	MS24693BB50	25
MS21919WDG13	5	MS21053L3	10	MS21073L08	10	A1784-6Z-1	25	AAP-41	100	MS24693BB52	100
MS21919WDG14	5	MS21055L06	10	MS21073L3	10	A1785-6Z-1	25	AAP-42	100	MS35214-16	100
MS21919WDG15	5	MS21055L08	10	MS21075L04	10	A1274-8Z-1	25	AAP-43	100	MS35214-18	25
MS21919WDG16	5	MS21055L3	10	MS21075L06	10	A1348-8Z-1	25	AAP-44	100	MS35214-27	100
MS21919WDG17	5	MS21057L06	10	MS21075L08	10	A1786-8Z-1	25	AAP-46	100	MS35214-29	100
MS21919WDG18	5	MS21057L08	10	MS21075L3	10	A1787-8Z-1	25	AAP-52	100	MS35214-31	100
MS21919WDG19	5	MS21057L3	10	MS21086L08	10	A1788-8Z-1	25	AAP-54	100	MS35214-32	25
MS21919WDG20	5	MS21059L06	10	MS21086L3	10	A1789-8Z-1	25	AAP-56	100	MS35214-33	25
MS21919WDG21	5	MS21059L08	10			A1932-8Z-1	25	AAP-64	100	MS35214-42	25
MS21919WDG22	5	MS21059L3	10			A1350-10Z-1	25	AAL-44	100	MS35214-44	25
MS21919WDG23	5	MS21061L06	10			A1758-10Z-1	25	AAL-46	100	MS35214-47	25
MS21919WDG24	5	MS21061L08	10			A1787-10Z-1	25	AAL-64	100	MS35214-56	25
MS21919WDG25	5	MS21061L3	10			A1791-10Z-1	25	AAL-612	100	MS35214-60	25
		110	240			190	600			2400	1275

Note (1) Many **Tinnerman** parts are no longer available. Some items may be deleted or substituted.

# HARDWARE PACK SYSTEM

SKYBOLT created the Hardware Pack System to offer packaged hardware selections that are very economical. Selections include common hardware in both Steel and Stainless. Each Pack contains extra labels for use on your own cabinets.



## SYSTEM SPECIAL

Purchase the Basic Pack System & Receive Discount

PK-AN3A      PK-SMS2      See On-Line Purchasing  
 PK-AN960    PK-SMS3  
 PK-AN365    PK-AN507C  
 PK-AN380    PK-AN526C  
 PK-RIVET

PK-SMS1 Steel		PK-SMS2 Stainless		PK-SMS3 Stainless		PK-AN507 Steel		PK-AN507C Stainless		PK-AN526 Steel	
Part#	Qty	Part#	Qty	Part#	Qty	Part#	Qty	Part#	Qty	Part#	Qty
6RX1/2THA	100	6RX1/2THAS	100	6RX1/2FHAS100	100	AN507-632R8	100	AN507C632R8	100	AN526-440R8	100
8RX1/2THA	100	8RX1/2THAS	100	8RX1/2FHAS100	100	AN507-832R8	100	AN507C832R8	100	AN526-632R6	100
10RX1/2THA	100	10RX1/2THAS	100	10RX1/2FHAS100	100	AN507-832R10	100	AN507C832R10	100	AN526-832R8	100
10RX5/8THA	100	10RX5/8THAS	100	6RX1/2FHBS100	100	AN507-1032R8	100	AN507C1032R8	100	AN526-832R10	100
6RX1/2THB	100	6RX1/2THBS	100	8RX1/2FHBS100	100	AN507-1032R10	100	AN507C1032R10	100	AN526-1032R8	100
8RX1/2THB	100	8RX1/2THBS	100	10RX1/2FHBS100	100					AN526-1032R10	100
10RX1/2THB	100	10RX1/2THBS	100								
10RX5/8THB	100	10RX1/2THBS	100								
800		800		600		500		500		600	

PK-AN526C Stainless		PK-AN310 Steel		PK-AN363 Steel		PK-AN364 Steel		PK-AN365 Steel		PK-AN380 Steel	
Part#	Qty	Part#	Qty	Part#	Qty	Part#	Qty	Part#	Qty	Part#	Qty
AN526C440R8	100	AN310-4	25	AN363-632	25	AN364-440	25	AN365-632	25	AN380-1-3	100
AN526C632R6	100	AN310-5	25	AN363-832	25	AN364-632	25	AN365-832	25	AN380-2-1	100
AN526C832R8	100	AN310-6	25	AN363-1032	25	AN364-832	25	AN365-1032	25	AN380-2-2	100
AN526C832R10	100	AN320-3	25	AN363-428	25	AN364-1032	25	AN365-428	25	AN380-2-3	100
AN526C1032R8	100	AN320-4	25	AN363-516	25	AN364-428	25	AN365-524	25	AN380-3-3	100
AN526C1032R10	100			AN363-616	25					AN380-3-4	100
600		125		150		125		125		600	

PK-AN960 Steel		PK-AN960C Stainless		PK-AN3A Steel		PK-AN3 Steel		PK-RIVET Alum		PK-AN381 Stainless	
Part#	Qty	Part#	Qty	Part#	Qty	Part#	Qty	Part#	Qty	Part#	Qty
AN960-6	100	AN960C6	100	AN3-3A	25	AN3-4	10	MS20426AD3-3	1/8	AN381-1-6	100
AN960-8	100	AN960C8	100	AN3-4A	25	AN3-5	10	MS20426AD3-4	1/8	AN381-2-6	100
AN960-10	100	AN960C10	100	AN3-5A	25	AN3-6	10	MS20426AD3-6	1/8	AN381-2-8	100
AN960-416	100	AN960C416	100	AN3-6A	25	AN3-7	10	MS20426AD4-4	1/8	AN381-3-8	100
AN960-516	100	AN960C6L	100	AN3-7A	25	AN3-10	10	MS20426AD4-5	1/8	AN381-3-12	100
AN960-616	100	AN960C8L	100	AN3-10A	25	AN3-11	10	MS20426AD4-6	1/8		500
AN960-6L	100	AN960C10L	100	AN3-11A	10	AN3-12	10	MS20426AD5-6	1/8		
AN960-8L	100	AN960C416L	100	AN3-12A	10	AN3-13	5	MS20426AD3-3	1/8		
AN960-10L	100			AN3-13A	10	AN3-14	5	MS20470AD4-4	1/8		
AN960-416L	100			AN3-14A	10	AN3-15	5	MS20470AD4-5	1/8		
AN960-516L	100			AN3-15A	10	AN4-4	10	MS20470AD4-6	1/8		
AN960-616L	100			AN3-16A	10	AN4-5	10	MS20470AD4-8	1/8		
1200		800		AN3-17A	10	AN4-6	10	MS20470AD4-12	1/8		
				AN3-20A	10	AN4-7	10	MS20470AD5-4	1/8		
				AN4-4A	25	AN4-10	10	MS20470AD5-5	1/8		
				AN4-5A	25	AN4-11	10	MS20470AD5-6	1/8		
				AN4-6A	25	AN4-12	10	MS20470AD5-8	1/8		
				AN4-7A	25	AN4-13	5	MS20470AD5-12	1/8		
				AN4-10A	25	AN4-14	5				
				AN4-11A	10	AN4-15	5				
				AN4-12A	10	AN4-16	5				
				AN4-13A	10	AN4-17	5				
				AN4-14A	10	AN4-20	5				
				AN4-15A	10						
				AN4-16A	10						
				AN4-17A	10						
				AN4-20A	10						
	90		90		435		185				1200

PK-HALF PAK Half Length Rivets	
Part#	Qty
MS20426AD3-3.5C	100
MS20426AD3-4.5C	100
MS20426AD3-5.5C	100
MS20426AD4-3.5C	100
MS20426AD4-4.5C	100
MS20426AD4-5.5C	100
MS20470AD3-3.5C	100
MS20470AD3-4.5C	100
MS20470AD3-5.5C	100
MS20470AD4-3.5C	100
MS20470AD4-4.5C	100
MS20470AD4-5.5C	100

# HARDWARE PACK SYSTEM



PK-AN806D		PK-AN815D		PK-AN816D		PK-AN822D		PK-AN929D		PK-NICOPRESS	
Part#	Qty	Part#	Qty	Part#	Qty	Part#	Qty	Part#	Qty	Part#	Qty
AN806-2D	2	AN815-2D	2	AN816-2D	2	AN822-2D	2	AN929-2D	2	428-2-VC	25
AN806-3D	2	AN815-3D	2	AN816-3D	2	AN822-3D	2	AN929-3D	2	428-3-VG	25
AN806-4D	2	AN815-4D	2	AN816-4D	2	AN822-4D	2	AN929-4D	2	428-4-VM	25
AN806-5D	2	AN815-5D	2	AN816-5D	2	AN822-5D	2	AN929-5D	2	428-6-VX	10
AN806-6D	2	AN815-6D	2	AN816-6D	2	AN822-6D	2	AN929-6D	2	18-2-G	25
AN806-8D	2	AN815-8D	2	AN816-8D	2	AN822-8D	2	AN929-8D	2	18-3-M	25
AN806-10D	2	AN815-10D	2	AN816-10D	2	AN822-10D	2	AN929-10D	2		
AN806-12D	2	AN815-12D	2	AN816-12D	2	AN822-12D	2	AN929-12D	2		
	16		16		16		16		16		135


PK-AN340		PK-AN936A		PK-AN525		PK-AN509		PK-MS27039		PK-DIMPLE WASHER	
Part#	Qty	Part#	Qty	Part#	Qty	Part#	Qty	Part#	Qty	Part#	Qty
AN340-4	50	AN936A4	100	AN525-832R7	50	AN509-8R6	50	MS27039-0806	50	DP1075-12SS	50
AN340-6	50	AN936A6	100	AN525-832R8	50	AN509-8R8	50	MS27039-0807	50	DP1080-17SS	50
AN340B6	25	AN936A8	100	AN525-832R9	50	AN509-10R6	50	MS27039-0809	50	DP1085-20SS	50
AN340-8	50	AN936A10	100	AN525-10R7	50	AN509-10R7	50	MS27039-0812	50	MS27129-6	100
AN340-10	25	AN936A416	100	AN525-10R8	50	AN509-10R8	50	MS27039-1-08	50	MS27129-9	100
AN340-416	50	AN936A516	100	AN525-10R10	50	AN509-416R7	50	MS27039-1-09	50	MS27129-12	100
	250		600		300		300		300		450

PK-AN515		PK-MS35214		PK-POP RIVET		PK-ZLoc1		PK-ZLoc2	
Part#	Qty	Part#	Qty	Part#	Qty	Part#	Qty	Part#	Qty
AN515-4R6	50	MS24693BB32	50	AAP-32	100	ZGO65-40	10	ZGF65-40	10
AN515-6R8	50	MS35214-16	50	AAP-43	100	ZGO65-50	10	ZGF65-50	10
AN515-8R8	50	MS35214-27	50	AAP-44	100	ZGO65-55	10	ZGF65-55	10
AN515-8R10	50	MS35214-29	50	AAP-54	100	ZGO65-60	10	ZGF65-60	10
AN515-10R8	50	MS35214-30	50	AAL-44	100	SK6-375	25	SK6-375	25
AN515-10R10	50	MS35214-31	50	AAL-66	100				
	300		300		600		65		65


PK-CLEKO		PK-EHF5		PK-EHF6		PK-SOUTHCO1		PK-SOUTHCO2	
Part#	Qty	Part#	Qty	Part#	Qty	Part#	Qty	Part#	Qty
C-3/32	25	SKEHF5-40	10	SKEHF6-50	10	82-11-120-20	10	82-19-120-20	10
C-1/8	25	SKEHF5-50	10	SKEHF6-55	10	82-11-140-20	10	82-19-140-20	10
C-5/32	25	SKEHF5-55	10	SKEHF6-60	10	82-11-160-20	10	82-19-160-20	10
C-3/16	25	SKEHF5-60	10	SKEHF6-65	10	82-11-180-20	10	82-19-180-20	10
		SK5-325	25	SK6-375	25	82-11-200-20	10	82-19-200-20	10
						82-32-201-20	50	82-32-201-20	50
	100		65		65		100		100

PK-ELEC		PK-HST		PK-INTERIOR		SK-6SS		SK-24SS	
Part#	Qty	Part#	Qty	Part#	Qty	Part#	Qty	Part#	Qty
FND1210-S6	25	HST-16	5	MS27129-3	100	AN526C832R8	25	AN526C632R6	25
FND1210-9	25	HST-32	5	MS27129-6	100	AN526C1032R8	25	AN526C632R8	25
FND1614-4	25	HST-18	5	MS27129-12	100	MS24693-C50	25	AN526C832R8	25
FND2216-4	25	HST-36	5	NAS390B4P	100	MS24693-C272	25	AN526C1032R10	25
FND2622-3	25	HST-14	5	NAS390B6P	100	8RX1/2THBS	25	AN526C832R10	25
NCL1210	25	HST-56	5	NAS390B8P	100	10RX1/2THBS	25	MS24693-C26	25
NCL1614	25	HST-38	5	4RX3/8OHAS	100			MS24693-C28	25
NCL2216	25	HST-12	5	4RX1/2OHAS	100			MS24693-C50	25
NCL2622	25			4RX5/8OHAS	100			MS24693-C51	25
1614SDB	25			6RX3/8OHAS	100			MS24693-C272	25
2218SDB	25			6RX1/2OHAS	100			MS24693-C273	25
FV2216L	25			6RX5/8OHAS	100			6RX1/2THBS	25
FV1614K	25			6RX3/4OHAS	100			8RX1/2THBS	25
				8RX1/2OHAS	100			10RX1/2THBS	25
				8RX5/8OHAS	100			6RX1/2FHBS100	25
				8RX3/4OHAS	100			8RX1/2FHBS100	25
				8RX1OHAS	100			10RX1/2FHBS100	25
				10RX1/2OHAS	50			10RX5/8FHBS100	25
				10RX5/8OHAS	50			DP1075-12SS	25
				10RX3/4OHAS	50			DP1080-17SS	25
				10RX1OHAS	50			DP1085-20SS	25
								NAS1515-H-06L	100
								NAS1515-H-08L	100
								NAS1515-H-3L	100
	325		40		1900		150		825

### AN Fitting Chart



### Pipe Thread Chart



# AN-MS Aircraft Fittings (JIC 37Deg Flare)





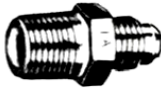






SKYBOLT maintains one of the best fitting inventories available. We are heavily committed to fluid transfer components.

Example Fitting Code:

**AN816-8-6D**

-8 refers to Tube Size (AN Flare) -6 refers to Pipe Size

AN804				AN806				AN814						
														
Steel		Alum	Tube OD	Thread Size	Steel		Alum	Tube OD	Thread Size	Steel		Alum	Tube OD	
AN804-2		AN804D2	1/8	5/16-24	AN806-2		AN8062D	1/8	5/16-24	AN814-2		AN814-2D	1/8	
AN804-3		AN804D3	3/16	3/8-24	AN806-3		AN8063D	3/16	3/8-24	AN814-3		AN814-3D	3/16	
AN804-4		AN804D4	1/4	7/16-20	AN806-4		AN8064D	1/4	7/16-20	AN814-4		AN814-4D	1/4	
AN804-5		AN804D5	5/16	1/2-20	AN806-5		AN8065D	5/16	1/2-20	AN814-5		AN814-5D	5/16	
AN804-6		AN804D6	3/8	9/16-18	AN806-6		AN8066D	3/8	9/16-18	AN814-6		AN814-6D	3/8	
AN804-8		AN804D8	1/2	3/4-16	AN806-8		AN8068D	1/2	3/4-16	AN814-8		AN814-8D	1/2	
AN804-10		AN804D10	5/8	7/8-14	AN806-10		AN80610D	5/8	7/8-14	AN814-10		AN814-10D	5/8	
AN804-12		AN804D12	3/4	1-1/16-12	AN806-12		AN80612D	3/4	1-1/16-12	AN814-12		AN814-12D	3/4	
AN804-16		AN804D16	1	1-5/16-12	AN806-16		AN80616D	1	1-5/16-12	AN814-16		AN814-16D	1	
AN815				AN816				AN817						
														
Steel		Alum	Tube OD	Thread Size	Steel		Alum	Tube OD	Pipe Size	Steel		Alum	Tube OD	Thread Size
AN815-2		AN815-2D	1/8	5/16-24	AN816-2		AN816-2D	1/8	1/8	AN817-2		AN817-2D	1/8	5/16-24
AN815-3		AN815-3D	3/16	3/8-24	AN816-3		AN816-3D	3/16	1/8	AN817-3		AN817-3D	3/16	3/8-24
AN815-4		AN815-4D	1/4	7/16-20	AN816-4		AN816-4D	1/4	1/8	AN817-4		AN817-4D	1/4	7/16-20
AN815-5		AN815-5D	5/16	1/2-20	AN816-4-4		AN816-4-4D	1/4	1/4	AN817-5		AN817-5D	5/16	1/2-20
AN815-6		AN815-6D	3/8	9/16-18	AN816-5		AN816-5D	5/16	1/8	AN817-6		AN817-6D	3/8	9/16-18
AN815-8		AN815-8D	1/2	3/4-16	AN816-5-4		AN816-5-4D	5/16	1/4	AN817-8		AN817-8D	1/2	3/4-16
AN815-10		AN815-10D	5/8	7/8-14	AN816-6-2		AN816-6-2D	3/8	1/8	AN817-10		AN817-10D	5/8	7/8-14
AN815-12		AN815-12D	3/4	1-1/16-12	AN816-6-2		AN816-6-2D	3/8	1/4	AN817-12		AN817-12D	3/4	1-1/16-12
AN815-16		AN815-16D	1	1-5/16-12	AN816-6-6		AN816-6-6D	3/8	3/8	AN817-16		AN817-16D	1	1-5/16-12
					AN816-6-8		AN816-6-8D	3/8	1/2					
					AN816-7		AN816-7D	1/2	1/4					
					AN816-8		AN816-8D	1/2	3/8					
					AN816-10		AN816-10D	5/8	1/2					
					AN816-10-12		AN816-10-12D	5/8	3/4					
					AN816-12-8		AN816-12-8D	3/4	1/2					
					AN816-12		AN816-12D	3/4	3/4					
					AN816-12-16		AN816-12-16D	3/4	1					
					AN816-16-12		AN816-16-12D	1	3/4					
					AN816-16		AN816-16D	1	1					
AN818				AN819				AN820						
														
Steel		Alum	Tube OD	Thread Size	Steel		Alum	Tube OD		Steel		Alum	Tube OD	Thread Size
AN818-2		AN818-2D	1/8	5/16-24	AN819-2		AN819-2D	1/8		AN820-2		AN820-2D	1/8	5/16-24
AN818-3		AN818-3D	3/16	3/8-24	AN819-3		AN819-3D	3/16		AN820-3		AN820-3D	3/16	3/8-24
AN818-4		AN818-4D	1/4	7/16-20	AN819-4		AN819-4D	1/4		AN820-4		AN820-4D	1/4	7/16-20
AN818-5		AN818-5D	5/16	1/2-20	AN819-5		AN819-5D	5/16		AN820-5		AN820-5D	5/16	1/2-20
AN818-6		AN818-6D	3/8	9/16-18	AN819-6		AN819-6D	3/8		AN820-6		AN820-6D	3/8	9/16-18
AN818-8		AN818-8D	1/2	3/4-16	AN819-8		AN819-8D	1/2		AN820-8		AN820-8D	1/2	3/4-16
AN818-10		AN818-10D	5/8	7/8-14	AN819-10		AN819-10D	5/8		AN820-10		AN820-10D	5/8	7/8-14
AN818-12		AN818-12D	3/4	1-1/16-12	AN819-12		AN819-12D	3/4		AN820-12		AN820-12D	3/4	1-1/16-12
AN818-16		AN818-16D	1	1-5/16-12	AN819-16		AN819-16D	1		AN820-16		AN820-16D	1	1-5/16-12

# AN-MS Aircraft Fittings (JIC 37Deg Flare)






SKYBOLT maintains one of the best fitting inventories available. We are heavily committed to fluid transfer components.




Example Fitting Code:

**AN816-8-6D**


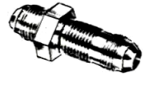


-8 refers to Tube Size (AN Flare) -6 refers to Pipe Size



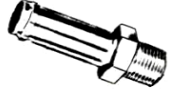
AN821				AN822				AN823						
														
Steel		Alum	Tube OD	Thread Size	Steel		Alum	Tube OD	Pipe Size	Steel		Alum	Tube OD	Pipe Size
AN821-2		AN821-2D	1/8	5/16-24	AN822-2		AN822-2D	1/8	1/8	AN823-2		AN823-2D	1/8	1/8
AN821-3		AN821-3D	3/16	3/8-24	AN822-3		AN822-3D	3/16	1/8	AN823-3		AN823-3D	3/16	1/8
AN821-4		AN821-4D	1/4	7/16-20	AN822-4		AN822-4D	1/4	1/8	AN823-4		AN823-4D	1/4	1/8
AN821-5		AN821-5D	5/16	1/2-20	AN822-4-4		AN822-4-4D	1/4	1/4	AN823-4-4		AN823-4-4D	1/4	1/4
AN821-6		AN821-6D	3/8	9/16-18	AN822-5		AN822-5D	5/16	1/8	AN823-5		AN823-5D	5/16	1/8
AN821-8		AN821-8D	1/2	3/4-16	AN822-5-4		AN822-5-4D	5/16	1/4	AN823-5-4		AN823-5-4D	5/16	1/4
AN821-10		AN821-10D	5/8	7/8-14	AN822-6-2		AN822-6-2D	3/8	1/8	AN823-6-2		AN823-6-2D	3/8	1/8
AN821-12		AN821-12D	3/4	1-1/16-12	AN822-6		AN822-6D	3/8	1/4	AN823-6		AN823-6D	3/8	1/4
AN821-16		AN821-16D	1	1-5/16-12	AN822-6-6		AN822-6-6D	3/8	3/8	AN823-6-6		AN823-6-6D	3/8	3/8
					AN822-6-8		AN822-6-8D	3/8	1/2	AN823-6-8		AN823-6-8D	3/8	1/2
					AN822-7		AN822-7D	1/2	1/4	AN823-7		AN823-7D	1/2	1/4
					AN822-8		AN822-8D	1/2	3/8	AN823-8		AN823-8D	1/2	3/8
					AN822-10		AN822-10D	5/8	1/2	AN823-10		AN823-10D	5/8	1/2
					AN822-10-12		AN822-10-12D	5/8	3/4	AN823-10-12		AN823-10-12D	5/8	3/4
					AN822-12-8		AN822-12-8D	3/4	1/2	AN823-12-8		AN823-12-8D	3/4	1/2
					AN822-12-8		AN822-12-8D	3/4	3/4	AN823-12-8		AN823-12-8D	3/4	3/4
					AN822-12-16		AN822-12-16D	3/4	1	AN823-12-16		AN823-12-16D	3/4	1
					AN822-16-12		AN822-16-12D	1	3/4	AN823-16-12		AN823-16-12D	1	3/4
					AN822-16		AN822-16 D	1	1	AN823-16		AN823-16 D	1	1





  



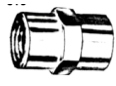

AN824				AN825				AN826					
													
Steel		Alum	Tube OD	Steel		Alum	Tube OD	Pipe Size	Steel		Alum	Tube OD	Pipe Size
AN824-2		AN824-2D	1/8	AN825-2		AN825-2D	1/8	1/8	AN826-2		AN826-2D	1/8	1/8
AN824-3		AN824-3D	3/16	AN825-3		AN825-3D	3/16	1/8	AN826-3		AN826-3D	3/16	1/8
AN824-4		AN824-4D	1/4	AN825-4		AN825-4D	1/4	1/8	AN826-4		AN826-4D	1/4	1/8
AN824-5		AN824-5D	5/16	AN825-4-4		AN825-4-4D	1/4	1/4	AN826-4-4		AN826-4-4D	1/4	1/4
AN824-6		AN824-6D	3/8	AN825-5		AN825-5D	5/16	1/8	AN826-5		AN826-5D	5/16	1/8
AN824-8		AN824-8D	1/2	AN825-5-4		AN825-5-4D	5/16	1/4	AN826-5-4		AN826-5-4D	5/16	1/4
AN824-10		AN824-10D	5/8	AN825-6-2		AN825-6-2D	3/8	1/8	AN826-6-2		AN826-6-2D	3/8	1/8
AN824-12		AN824-12D	3/4	AN825-6		AN825-6D	3/8	1/4	AN826-6		AN826-6D	3/8	1/4
AN824-16		AN824-16D	1	AN825-6-6		AN825-6-6D	3/8	3/8	AN826-6-6		AN826-6-6D	3/8	3/8
				AN825-6-8		AN825-6-8D	3/8	1/2	AN826-6-8		AN826-6-8D	3/8	1/2
				AN825-7		AN825-7D	1/2	1/4	AN826-7		AN826-7D	1/2	1/4
				AN825-8		AN825-8D	1/2	3/8	AN826-8		AN826-8D	1/2	3/8
				AN825-10		AN825-10D	5/8	1/2	AN826-10		AN826-10D	5/8	1/2
				AN825-10-12		AN825-10-12D	5/8	3/4	AN826-10-12		AN826-10-12D	5/8	3/4
				AN825-12-8		AN825-12-8D	3/4	1/2	AN826-12-8		AN826-12-8D	3/4	1/2
				AN825-12-8		AN825-12-8D	3/4	3/4	AN826-12-8		AN826-12-8D	3/4	3/4
				AN825-12-16		AN825-12-16D	3/4	1	AN826-12-16		AN826-12-16D	3/4	1
				AN825-16-12		AN825-16-12D	1	3/4	AN826-16-12		AN826-16-12D	1	3/4
				AN825-16		AN825-16 D	1	1	AN826-16		AN826-16 D	1	1

# AN-MS Aircraft Fittings

AN827				AN832				AN833				AN834					
																	
Steel		Alum		Tube OD	Thread Size	Steel		Alum		Tube OD	Thread Size	Steel		Alum		Tube OD	Thread Size
AN827-2	AN827-2D	1/8	5/16-24	AN832-2	AN832-2D	1/8	5/16-24	AN833-2	AN833-2D	1/8	5/16-24	AN834-2	AN834-2D	1/8	5/16-24		
AN827-3	AN827-3D	3/16	3/8-24	AN832-3	AN832-3D	3/16	3/8-24	AN833-3	AN833-3D	3/16	3/8-24	AN834-3	AN834-3D	3/16	3/8-24		
AN827-4	AN827-4D	1/4	7/16-20	AN832-4	AN832-4D	1/4	7/16-20	AN833-4	AN833-4D	1/4	7/16-20	AN834-4	AN834-4D	1/4	7/16-20		
AN827-5	AN827-5D	5/16	1/2-20	AN832-5	AN832-5D	5/16	1/2-20	AN833-5	AN833-5D	5/16	1/2-20	AN834-5	AN834-5D	5/16	1/2-20		
AN827-6	AN827-6D	3/8	9/16-18	AN832-6	AN832-6D	3/8	9/16-18	AN833-6	AN833-6D	3/8	9/16-18	AN834-6	AN834-6D	3/8	9/16-18		
AN827-8	AN827-8D	1/2	3/4-16	AN832-8	AN832-8D	1/2	3/4-16	AN833-8	AN833-8D	1/2	3/4-16	AN834-8	AN834-8D	1/2	3/4-16		
AN827-10	AN827-10D	5/8	7/8-14	AN832-10	AN832-10D	5/8	7/8-14	AN833-10	AN833-10D	5/8	7/8-14	AN834-10	AN834-10D	5/8	7/8-14		
AN827-12	AN827-12D	3/4	1-1/16-12	AN832-12	AN832-12D	3/4	1-1/16-12	AN833-12	AN833-12D	3/4	1-1/16-12	AN834-12	AN834-12D	3/4	1-1/16-12		
AN827-16	AN827-16D	1	1-5/16-12	AN832-16	AN832-16D	1	1-5/16-12	AN833-16	AN833-16D	1	1-5/16-12	AN834-16	AN834-16D	1	1-5/16-12		

AN837				AN838				AN840									
																	
Steel		Alum		Tube OD	Thread Size	Steel		Alum		Hose ID	Pipe Size	Steel		Alum		Hose ID	Pipe Size
AN837-2	AN837-2D	1/8	5/16-24	AN838-4	AN838-4D	1/4	1/4	7/16-20	AN840-4	AN840-4D	1/4	1/8					
AN837-3	AN837-3D	3/16	3/8-24	AN838-6	AN838-6D	3/8	3/8	1/2-20	AN840-6	AN840-6D	3/8	1/4					
AN837-4	AN837-4D	1/4	7/16-20	AN838-8	AN838-8D	1/2	1/2	9/16-18	AN840-8	AN840-8D	1/2	3/8					
AN837-5	AN837-5D	5/16	1/2-20	AN838-10	AN838-10D	5/8	5/8	3/4-16	AN840-9	AN840-9D	5/8	3/8					
AN837-6	AN837-6D	3/8	9/16-18	AN838-12	AN838-12D	3/4	3/4	7/8-14	AN840-10	AN840-10D	5/8	1/2					
AN837-8	AN837-8D	1/2	3/4-16	AN838-16	AN838-16D	1	1	1-1/16-12	AN840-11	AN840-11D	3/4	3/8					
AN837-10	AN837-10D	5/8	7/8-14	AN838-20	AN838-20D	1-1/4	1-1/4	1-5/16-12	AN840-12	AN840-12D	3/4	3/4					
AN837-12	AN837-12D	3/4	1-1/16-12	AN838-24	AN838-24D	1-1/2	1-1/2	1-7/8-12	AN840-13	AN840-13D	1	3/8					
AN837-16	AN837-16D	1	1-5/16-12						AN840-16	AN840-16D	1	3/4					

AN842				AN844				Weld Bung - Pipe Thread				AN871				
																
Steel		Alum		Hose ID	Pipe Size	Steel		Alum		Tube OD	Pipe Size	Steel		Alum		Thread Size
AN842-2	AN842-2D	1/4	1/8	AN844-4	AN844-4D	1/4	1/8	SK870-2D	SK870-2D	1/8	1/8	AN871-4	AN871-4D	7/16-20		
AN842-6	AN842-6D	3/8	1/4	AN844-6	AN844-6D	3/8	1/4	SK870-4D	SK870-4D	1/4	1/4	AN871-6	AN871-6D	1/2-20		
AN842-8	AN842-8D	1/2	3/8	AN844-8	AN844-8D	1/2	3/8	SK870-6D	SK870-6D	3/8	3/8	AN871-8	AN871-8D	9/16-18		
AN842-10	AN842-10D	5/8	1/2	AN844-10	AN844-10D	5/8	1/2	SK870-8D	SK870-8D	1/2	1/2	AN871-10	AN871-10D	3/4-16		
AN842-12	AN842-12D	3/4	3/4	AN844-12	AN844-12D	3/4	3/4	SK870-10D	SK870-10D	5/8	5/8	AN871-12	AN871-12D	7/8-14		
AN842-16	AN842-16D	1	3/4	AN844-16	AN844-16D	1	3/4	SK870-12D	SK870-12D	3/4	3/4	AN871-16	AN871-16D	1-1/16-12		
AN842-17	AN842-17D	1	1	AN844-17	AN844-17D	1	1	SK870-16D	SK870-16D	1	1	AN871-20	AN871-20D	1-5/16-12		
AN842-20	AN842-20D	1-1/4	1-1/4	AN844-20	AN844-20D	1-1/4	1-1/4					AN871-24	AN871-24D	1-7/8-12		
AN842-21	AN842-21D	1-1/4	1	AN844-21	AN844-21D	1-1/4	1									

AN893				AN894				AN910				AN911				
																
Steel		Alum		Internal Tube OD	External Tube OD	Steel		Alum		Internal Tube OD	External Tube OD	Copper		Alum		Pipe Size
AN893-1	AN893-1D	1/4	5/16	AN894-3-3	AN894D3-2	3/16	1/8	AN910-1	AN910-1D	1/8	1/8	AN911-1	AN911-1D	1/8		
AN893-2	AN893-2D	1/4	3/8	AN894-4-2	AN894D4-2	1/4	1/8	AN910-2	AN910-2D	1/4	1/4	AN911-2	AN911-2D	1/4		
AN893-3	AN893-3D	1/4	1/2	AN894-4-3	AN894D4-3	1/4	3/16	AN910-3	AN910-3D	3/8	3/8	AN911-3	AN911-3D	3/8		
AN893-31	AN893-31D	1/4	5/8	AN894-5-4	AN894D5-4	5/16	1/4	AN910-4	AN910-4D	1/2	1/2	AN911-4	AN911-4D	1/2		
AN893-4	AN893-4D	1/4	3/4	AN894-6-4	AN894D6-4	3/8	1/4	AN910-6	AN910-6D	3/4	3/4	AN911-6	AN911-6D	3/4		
AN893-5	AN893-5D	1/4	1	AN894-6-5	AN894D6-5	3/8	5/16	AN910-8	AN910-8D	1	1	AN911-8	AN911-8D	1		
AN893-6	AN893-6D	1/4	1-1/4	AN894-8-4	AN894D8-4	1/2	1/4	AN910-10	AN910-10D	1-1/4	1-1/4	AN911-10	AN911-10D	1-1/4		
AN893-7	AN893-7D	5/16	3/8	AN894-8-5	AN894D8-5	1/2	5/16									
AN893-8	AN893-8D	5/16	1/2	AN894-8-6	AN894D8-6	1/2	3/8									
AN893-81	AN893-81D	5/16	5/8	AN894-10-4	AN894D10-4	5/8	1/4									
AN893-9	AN893-9D	5/16	3/4	AN894-10-5	AN894D10-5	5/8	5/16									
AN893-10	AN893-10D	5/16	1	AN894-10-6	AN894D10-6	5/8	3/8									
AN893-11	AN893-11D	5/16	1-1/4	AN894-10-8	AN894D10-8	5/8	1/2									
AN893-12	AN893-12D	3/8	1/2	AN894-12-6	AN894D12-6	3/4	3/8									
AN893-121	AN893-121D	3/8	5/8	AN894-12-8	AN894D12-8	3/4	1/2									
AN893-13	AN893-13D	3/8	3/4	AN894-12-10	AN894D12-10	3/4	5/8									
AN893-14	AN893-14D	3/8	1	AN894-16-6	AN894D16-6	1	3/8									
AN893-15	AN893-15D	3/8	1-1/4	AN894-16-8	AN894D16-8	1	1/2									
AN893-151	AN893-151D	1/2	5/8	AN894-16-10	AN894D16-10	1	5/8									
AN893-16	AN893-16D	1/2	3/4	AN894-16-12	AN894D16-12	1	3/4									
AN893-17	AN893-17D	1/2	1													

# AN-MS Aircraft Fittings

AN912				AN913				AN914				AN915			
AN912		Pipe Size	Pipe Size	AN913		Pipe Size	Pipe Size	AN914		304 CRES	Pipe Size	AN915		304 CRES	Pipe Size
Copper	Alum	OD	ID	Copper	Alum	Steel	Size	Copper	Alum		Size	Copper	Alum		Size
AN912-1	AN912-1D	1/4	1/8	AN913-1	AN913-1D	1S	1/8	AN914-1	AN914-1D	1J	1/8	AN915-1	AN915-1D	1J	1/8
AN912-2	AN912-2D	3/8	1/4	AN913-2	AN913-2D	2S	1/4	AN914-2	AN914-2D	2J	1/4	AN915-2	AN915-2D	2J	1/4
AN912-3	AN912-3D	3/8	1/8	AN913-3	AN913-3D	3S	3/8	AN914-3	AN914-3D	3J	3/8	AN915-3	AN915-3D	3J	3/8
AN912-4	AN912-4D	1/2	3/8	AN913-4	AN913-4D	4S	1/2	AN914-4	AN914-4D	4J	1/2	AN915-4	AN915-4D	4J	1/2
AN912-5	AN912-5D	1/2	1/4	AN913-6	AN913-6D	6S	3/4	AN914-6	AN914-6D	6J	3/4	AN915-6	AN915-6D	6J	3/4
AN912-6	AN912-6D	1/2	1/8	AN913-8	AN913-8D	8S	1	AN914-8	AN914-8D	8J	1	AN915-8	AN915-8D	8J	1
AN912-7	AN912-7D	3/4	1/2	AN913-10	AN913-10D	10S	1-1/4	AN914-10	AN914-10D	10J	1-1/4	AN915-10	AN915-10D	10J	1-1/4
AN912-8	AN912-8D	3/4	3/8												
AN912-9	AN912-9D	3/4	1/4												
AN912-10	AN912-10D	1	3/4												
AN912-11	AN912-11D	1	1/2												
AN912-12	AN912-12D	1	3/8												
AN912-13	AN912-13D	1-1/4	3/4												
AN916				AN917				AN918				AN919			
AN916		304 CRES	Pipe Size	AN917		304 CRES	Pipe Size	AN918		304 CRES	Pipe Size	AN919		Large Tube	Small Tube
Copper	Alum		Size	Copper	Alum		Size	Copper	Alum		Size	Steel	Alum		Size
AN916-1	AN916-1D	1J	1/8	AN917-1	AN917-1D	1J	1/8	AN918-1	AN918-1D	1J	1/8	AN919-0	AN919-0D	3/16	1/8
AN916-2	AN916-2D	2J	1/4	AN917-2	AN917-2D	2J	1/4	AN918-2	AN918-2D	2J	1/4	AN919-1	AN919-1D	1/4	1/8
AN916-3	AN916-3D	3J	3/8	AN917-3	AN917-3D	3J	3/8	AN918-3	AN918-3D	3J	3/8	AN919-2	AN919-2D	1/4	3/16
AN916-4	AN916-4D	4J	1/2	AN917-4	AN917-4D	4J	1/2	AN918-4	AN918-4D	4J	1/2	AN919-3	AN919-3D	5/16	1/4
AN916-6	AN916-6D	6J	3/4	AN917-6	AN917-6D	6J	3/4	AN918-6	AN918-6D	6J	3/4	AN919-4	AN919-4D	3/8	1/8
AN916-8	AN916-8D	8J	1	AN917-8	AN917-8D	8J	1	AN918-8	AN918-8D	8J	1	AN919-5	AN919-5D	3/8	3/16
AN916-10	AN916-10D	10J	1-1/4	AN917-10	AN917-10D	10J	1-1/4	AN918-10	AN918-10D	10J	1-1/4	AN919-6	AN919-6D	3/8	1/4
												AN919-7	AN919-7D	3/8	5/16
												AN919-8	AN919-8D	1/2	1/8
												AN919-9	AN919-9D	1/2	3/16
												AN919-10	AN919-10D	1/2	1/4
												AN919-11	AN919-11D	1/2	5/16
												AN919-12	AN919-12D	1/2	3/8
												AN919-13	AN919-13D	5/8	1/4
												AN919-14	AN919-14D	5/8	3/8
												AN919-15	AN919-15D	5/8	1/2
												AN919-16	AN919-16D	3/4	1/4
												AN919-17	AN919-17D	3/4	5/16
												AN919-18	AN919-18D	3/4	3/8
												AN919-19	AN919-19D	3/4	1/2
												AN919-20	AN919-20D	3/4	5/8
												AN919-21	AN919-21D	1	1/4
												AN919-22	AN919-22D	1	5/8
												AN919-23	AN919-23D	1	3/4
AN924				AN929				AN6289							
AN924		304 CRES	Thread Size	AN929		Tube OD	Thread Size	AN6289		Steel	Alum	CRES	Thread Size		
Steel	Alum		Size	Alum	CRES		Size	Steel	Alum				Size		
AN924-2	AN924-2D	2J	5/16-24	AN929-2	AN929-2J	1/8	5/16-24	AN6289-2	AN6289-2D	AN6289-J2			5/16-24		
AN924-3	AN924-3D	3J	3/8-24	AN929-3	AN929-3J	3/16	3/8-24	AN6289-3	AN6289-3D	AN6289-J3			3/8-24		
AN924-4	AN924-4D	4J	7/16-20	AN929-4	AN929-4J	1/4	7/16-20	AN6289-4	AN6289-4D	AN6289-J4			7/16-20		
AN924-5	AN924-5D	5J	1/2-20	AN929-5	AN929-5J	5/16	1/2-20	AN6289-5	AN6289-5D	AN6289-J5			1/2-20		
AN924-6	AN924-6D	6J	9/16-18	AN929-6	AN929-6J	3/8	9/16-18	AN6289-6	AN6289-6D	AN6289-J6			9/16-18		
AN924-8	AN924-8D	8J	3/4-16	AN929-8	AN929-8J	1/2	3/4-16	AN6289-8	AN6289-8D	AN6289-J8			3/4-16		
AN924-10	AN924-10D	10J	7/8-14	AN929-10	AN929-10J	5/8	7/8-14	AN6289-10	AN6289-10D	AN6289-J10			7/8-14		
AN924-12	AN924-12D	12J	1-1/16-12	AN929-12	AN929-12J	3/4	1-1/16-12	AN6289-12	AN6289-12D	AN6289-J12			1-1/16-12		
AN924-16	AN924-16D	16J	1-5/16-12	AN929-16	AN929-16J	1	1-5/16-12	AN6289-16	AN6289-16D	AN6289-J16			1-5/16-12		
Female Flare Swivel Fitting				Fuel Pressure Adapter				Oring Requirement							
								(AN871, AN893, AN894, AN938)							
FCM Series	Flare Size	Tube OD	Thread Size	FCM Series	Flare Size	Tube OD	Pipe Size			Tube OD	MS29513 Dash#				
FCM2914	-4	1/4	7/16-20	FCM2183	-6	3/8	1/8			1/4	-012				
FCM2915	-6	3/8	9/16-18	FCM2184	-8	1/2	1/8			5/16	-013				
FCM2916	-8	1/2	3/4-16							3/8	-112				
FCM2917	-10	5/8	7/8-14							1/2	-114				
FCM2918	-12	3/4	1-1/16-12							5/8	-116				
										3/4	-213				
										1	-217				
										1-1/4	-220				

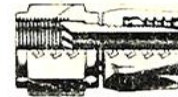
## Aerospace Hoses, Hose Fittings, and Hose Assemblies

Aircraft hoses can be classified as either Rubber-Fiber or Stainless Braided. Rubber-Fiber hoses utilize reusable fittings which means that the hose can be user assembled. Stainless Braided hose is available in a user assembled series or machine assembled series.

**Never equate any hose ID or OD with its Dash Number.** The Dash Number of most hose series only references the OD of the tubing it is associated with. For instance, a -4 hose is commonly referred to as 1/4" hose. As a rule, no ID or OD of that hose equates to 1/4" (Stratoflex 193 ID actually is 1/4"). **Never Measure the ID or OD of a hose and directly relate it to a Dash Number. Refer to the Charted ID to convert any hose ID to a Dash Number.**

### Stratoflex 193 or Aeroquip 306 Buna-N Low Pressure Hose

Application: Low pressure air and vacuum instrument systems. May also be used for low Pressure oil lines.  
 Construction: Seamless Buna-n  
 Reinforcement: One Braid of high tensile fiber cord. Covered with synthetic rubber.  
 Specifications: Hose meets or exceeds the requirements for MIL-H-5593  
 Temperature Range: -65F to 165F



Hose				Working Press	Burst Press	Straight Fittings	
Strato Flex	Aero Quip	Tube Size	ID	PSI	PSI	Strato Flex	Aero Quip
193-2	306-2	1/8	1/8	300	2000	311-2D	471-2D
193-3	306-3	3/16	3/16	250	1700	311-3D	471-3D
193-4	306-4	1/4	1/4	200	1250	311-4D	471-4D
193-6	306-6	3/8	3/8	150	1000	311-6D	471-6D
193-8	306-8	1/2	1/2	150	750	311-8D	471-8D
193-10	306-10	5/8	5/8	150	700	311-10D	471-10D

### Stratoflex 111 or Aeroquip 303 Fiber Braided Hose

Application: Aircraft hydraulic, pneumatic, coolant, fuel and oil systems specified in MS33620  
 Construction: Tube - Seamless synthetic rubber  
 Reinforcement: One fiber braid and one high tensile steel wire band. Cover - Fiber Braid impregnated with oil and mildew resistant rubber  
 Specifications: Hose meets or exceeds the requirements of MIL-H-8794  
 Temperature Range: -40F to 250F



Hose				Working Press	Burst Press	Straight Fittings	
Strato Flex	Aero Quip	Tube Size	ID	PSI	PSI	Strato Flex	Aero Quip
111-3	303-3	1/8	1/8	3000	12000	300-3S	491-3
111-4	303-4	3/16	3/16	3000	12000	300-4S	491-4
111-5	303-5	1/4	1/4	3000	10000	300-5S	491-5
111-6	303-6	3/8	5/16	2000	9000	300-6S	491-6
111-8	303-8	1/2	13/16	2000	8000	300-8D	491-8
111-10	303-10	5/8	1/2	1750	7000	300-10D	491-10
111-12	303-12	3/4	5/8	1500	6000	300-12D	491-12
111-16	303-16	7/8	7/8	800	3200	300-16D	491-16

Hose		45 Fittings		90 Fittings	
Strato Flex	Aero Quip	Strato Flex	Aero Quip	Strato Flex	Aero Quip
111-3	303-3			649-3	980005-3
111-4	303-4	646-4S	980006-4	649-4	980005-4
111-5	303-5	646-5S	980006-5	649-5	980005-5
111-6	303-6	646-6S	980006-6	649-6	980005-6
111-8	303-8	646-8D	980006-8D	649-8D	980005-8D
111-10	303-10	646-10D	980006-10D	649-10D	980005-10D
111-12	303-12	646-12D	980006-12D	649-12D	980005-12D
111-16	303-16	646-16D	980006-16D	649-16D	980005-16D

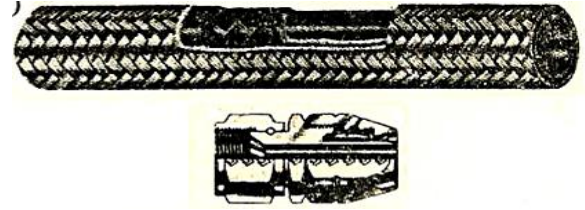
# Aerospace Hoses and Hose Fittings



## Stratoflex 156 or Aeroquip 601 Stainless Braided Hose

(Identical to Aeroquip AQP-FBA Hose except 601 Hose utilizes a different elastomer)

Application: Aircraft hydraulic, pneumatic, coolant, fuel and oil systems specified in MS33620  
 Construction: Tube - Seamless synthetic rubber  
 Reinforcement: One and one half corrosion resistant stainless steel wire band.  
 Specifications: Hose meets or exceeds the requirements of MIL-H-83797  
 Temperature Range: -40F to 300F



Hose				Working Press	Burst Press	Straight Fittings	
Strato Flex	Aero Quip	Tube Size	ID	PSI	PSI	Strato Flex	Aero Quip
156-3	601-3	3/16	5/32	1500	6000	676-3S	816-3
156-4	601-4	1/4	7/32	1500	6000	676-4S	816-4
156-5	601-5	5/16	9/32	1500	6000	676-5S	816-5
156-6	601-6	3/8	11/32	1500	6000	676-6D	816-6D
156-8	601-8	1/2	7/16	1250	5000	676-8D	816-8D
156-10	601-10	5/8	9/16	1250	5000	676-10D	816-10D
156-12	601-12	3/4	11/16	950	4000	676-12D	816-12D
156-16*	601-16	1	7/8	625	3000	676-16D*	816-16D*
156-20*	601-20	1-1/4	1-1/8	800	2000	676-20D*	816-20D*

Hose		45 Fittings		90 Fittings	
Strato Flex	Aero Quip	Strato Flex	Aero Quip	Strato Flex	Aero Quip
156-3	601-3	678-3S	8846-3	680-3S	8891-3
156-3	601-4	678-4S	8846-4	680-4S	8891-4
156-5	601-5	678-5S	8846-5	680-5S	8891-5
156-6	601-6	678-6D	8846-6D	680-6D	8891-6D
156-8	601-8	678-8D	8846-8D	680-8D	8891-8D
156-10	601-10	678-10D	8846-10D	680-10D	8891-10D
156-12	601-12	678-12D	8846-12D	680-12D	8891-12D
156-16*	601-16*	678-16D*	8846-16D*	680-16D*	8891-16D*
156-20*	601-20*	678-20D*	8846-20D*	680-20D*	8891-20D*

\* Special Order

## AE102 FIRESLEEVE - Application Chart

AE102	Clamp	111/303	MILH6000	FBA/156	FBC
-6	JS242				-3&-4
-7	JS242				-6
-8	JS242	-3		-3&-4	-8
-9	JS242	-4	-3	-6	
-10	JS242	-5	-4		
-12	JS253	-6	-5	-8	
-14					
-13	JS253	-8	-6	-10	
-16	JS253	-10	-8	-12	
-18					
-20	JS253	-12	-10		
-22	JS253		-12	-16	
-24					
-26	JS257			-20	

## HOSE ASSEMBLY MANDRELS


Use these mandrel tools to assemble Stratoflex 111 Hose or Aeroquip 303 Hose.



**Individual Mandrels**

Part#	Description
SK-3M	-3 Mandrel
SK-4M	-4 Mandrel
SK-5M	-5 Mandrel
SK-6M	-6 Mandrel
SK-8M	-8 Mandrel
SK-10M	-10 Mandrel
SK-12M	-12 Mandrel
SK-16M	-16 Mandrel
SK-1599M	-3 thru -16 Mandrel Set*

\*Includes Canvas Tool Bag




**SK-1599M Set**

## FIRESLEEVE CLAMPING TOOLS

### Thrifttool J070

The Thrifttool is a small inexpensive functional tool for use with 1/4" or 3/8" width band. Ideal for JS242 and JS253 clamps. It must be used in conjunction with a 1/2" wrench to apply tension and has no built-in cutter.



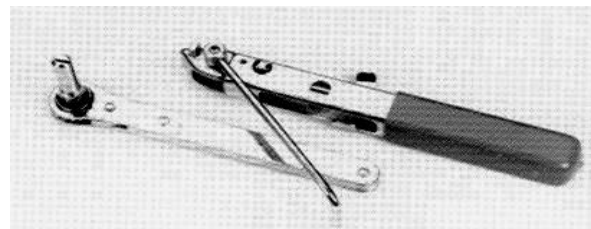
**J070 Tool**

### Pok-It II Tool J020

Lightweight pocket size tool for use with 1/4" or 3/8" width band. Also ideal for JS242 and JS253 clamps. Tool has a ratchet tension feature and built in cutter.

## FIRESLEEVE CLAMPS

SKYBOLT offers the JS242 and JS253 clamps that cover all common firesleeve requirements. Both clamps are 1/4" width. Clamps are referenced in the FIRESLEEVE APPLICATION CHART on the opposite page.



**J020 Tool**

## IF YOU ARE CONSIDERING USING FIRESLEEVE -

All charted sizes assume that firesleeve is installed prior to the last hose fitting. Charted sizes will not allow clearance to slide firesleeve over hose fitting.

# CONTROL CABLE

- 1x19** NON-FLEXIBLE AIRCRAFT CABLE- Made to specifications MIL-C-69040 (galvanized and MIL-C-5693 ( stainless). 1x19 cable has one strand of nineteen wires. It has more metallic area than 7x7 or 7x19 cable which makes it stronger but least flexible. 1x19 cable is generally used for bracing purposes.
- 7x7** FLEXIBLE AIRCRAFT CABLE- Made to specification MIL-W-83420\* (galvanized and stainless). 7x7 cable has seven strands of seven wires each. It is used for control purposes where extreme flexibility is not required but abrasion is a factor.
- 7x19** FLEXIBLE AIRCRAFT CABLE- Made to specifications MIL-W-83420\* ( galvanized and stainless 7x19 cable has seven strands of nineteen wires each. Its great metallic area makes it stronger than 7x7 cable. Because of its fine wires, the best service is obtained where abrasion is not too severe. The 7x19 cable is the most flexible to meet severe bending requirements.



1x19



7x7



7x19

Cable Part#	Breaking Strength Stainless
1X19-1/16S	500lbs
1X19-3/32S	1200
1X191/8S	2100
1X19-5/32S	3300
1X19-3/16S	4700

Cable Part#	Breaking Strength Stainless
7X7-1/16S	480lbs
7X7-3/32S	920
7X7-1/8S	1700
7X7-5/32S	2600
7X7-3/16S	3700

Cable Dia	Breaking Strength Stainless
7X19-1/16S	
7X19-3/32S	920lbs
7X19-1/8S	1760
7X19-5/32S	2400
7X19-3/16S	3700

\*MIL-W-83420 replaces MIL-W-1511 and MIL-w-5424B. Note: Aircraft and commercial cable differ. Aircraft cable utilizes special lubricants for better fatigue life. **SKYBOLT** will only provide certified aircraft cable meeting military specifications.

## NICOPRESS OVAL SLEEVES

Copper, Zinc plated Copper, and Tin plated Copper (specifically designed for stainless cable)

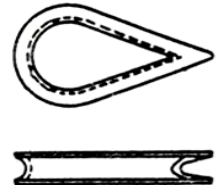
Copper	Zinc Copper	Tin Copper	Cable Dia
18-1-C	28-1-C	428-2-VC	1/16
18-2-G	28-2-G	428-3-VG	3/32
18-3-M	28-3-M	428-4-VM	1/8
18-4-P	28-4-P	428-5-VP	5/32
18-6-X	28-6-X	428-6-VX	3/16
18-10-F6	28-10-F6	428-8-VF6	1/4



## AN100-Thimble

Carbon Steel- Cadmium plated per QQ-P-416 CRES. Replace dash(-) with C to denote CRES.

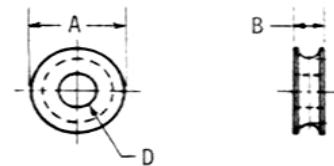
AN100 Cable Dia	AN100 Dia
AN100-3	1/16, 5/64
AN100-4	3/32, 7/64, 1/8
AN100-5	5/32
AN100-6	3/16
AN100-7	7/32
AN100-8	1/4
AN100-10	5/16



## AN111- CABLE BUSHING. Low Carbon Steel - Cadmium Plated per QQ-P-421. CRES.

Replace dash with C for CRES.

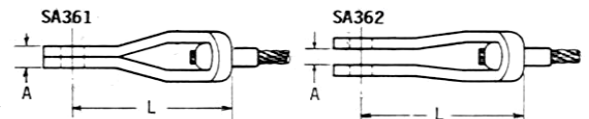
AN111 Cable Size	A	B	D	
AN111-3	1/16, 5/64, 3/32	.437	.156	.187
AN111-4	1/8	.468	.187	.187
AN111-5	5/32	.562	.218	.250
AN111-6	3/16	.687	.250	.312
AN111-7	7/32	.875	.270	.375
AN111-8	1/4	1.000	.312	.375
AN111-10	5/16	1.312	.375	.437
AN111-12	3/8	1.500	.437	.500



## SA361 EYE END STRAP. CRES

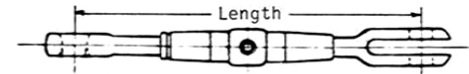
## SA632 FORK END STRAP. CRES.

SA361	SA362	Wire Rope Diameter	Pin Hole Diameter	L	SA361 A	SA362 A
SA361-2	SA361-2	1/16	.188	1.0625	.088	.093
SA361-3	SA361-3	3/32	.188	1.5000	.103	.108
SA361-4	SA361-4	1/8	.188	1.6250	.190	.195



**AN130**

Dash #	Length	(Min)	Takeup		Thread	Strength
	AN130	Others	AN130	Others		
AN130-5S	2-3/8	2-1/8	3/8	7/16	#4-48	550LBS
AN130-8S	4-1/2	4-1/2	1-1/4	1-3/8	#6-40	800
AN130-16S	4-1/2	4-1/2	1-1/8	1-1/8	#10-32	1600
AN130-16L	8	8	2-7/8	2-7/8	#10-32	1600
AN130-22S	4-17/32	4-1/2	1	1	1/4-28	2200
AN130-22L	8-1/32	8	2-3/4	2-3/4	1/4-28	2200
AN130-32S	4-19/32	4-1/2	7/8	7/8	1/4-28	3200
AN130-32L	8-7/64	8	2-5/8	2-5/8	1/4-28	3200
AN130-46S	4-21-32	4-1/2	5/8	5/8	5/16-24	4600
AN130-46L	8-5/32	8	2-3/8	2-3/8	5/16-24	4600
AN130-61L	8-9/32	8	2-1/8	2-1/8	3/8-24	6100
AN130-80L	8-5/16	8	2-1/8	2/18	3/8-24	8000
AN130-125L	9-1/16	9	2-1/16	2-1/16	7/16-20	12500
AN130-175L	9-9/16	9-1/2	2-1/16	2-1/16	1/2-20	17500

**AN130-** AN170 Cable Eye, AN161 Fork, AN155 Barrel

Replace-22S &amp; -22L with -32S &amp; -32L.

**AN135**

Dash #	Length	(Min)	Takeup		Thread	Strength
	AN135	Others	AN135	Others		
AN135-5S*	2-3/8	2-1/8	3/8	7/16	#4-48	550LBS
AN135-8S	4-1/2	4-1/2	1-1/4	1-3/8	#6-40	800
AN135-16S	4-1/2	4-1/2	1-1/8	1-1/8	#10-32	1600
AN135-16L	8	8	2-7/8	2-7/8	#10-32	1600
AN135-22S	4-17/32	4-1/2	1	1	1/4-28	2200
AN135-22L	8-1/32	8	2-3/4	2-3/4	1/4-28	2200
AN135-32S	4-19/32	4-1/2	7/8	7/8	1/4-28	3200
AN135-32L	8-7/64	8	2-5/8	2-5/8	1/4-28	3200
AN135-46S	4-21-32	4-1/2	5/8	5/8	5/16-24	4600
AN135-46L	8-5/32	8	2-3/8	2-3/8	5/16-24	4600
AN135-61L	8-9/32	8	2-1/8	2-1/8	3/8-24	6100
AN135-80L	8-5/16	8	2-1/8	2/18	3/8-24	8000
AN135-125L	9-1/16	9	2-1/16	2-1/16	7/16-20	12500
AN135-175L	9-9/16	9-1/2	2-1/16	2-1/16	1/2-20	17500

**AN135-** AN170 Cable Eye, AN165 Pin Eye, AN155 Barrel

\* AN135S not available. AN150-5s Length =2-5/8", Takeup =5/16". Replace-22S &amp; -22L with -32S &amp; -32L.

**AN140**

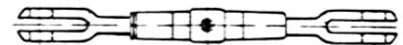
Dash #	Length	(Min)	Takeup		Thread	Strength
	AN140	Others	AN140	Others		
AN140-5S	2-3/8	2-1/8	3/8	7/16	#4-48	550LBS
AN140-8S	4-1/2	4-1/2	1-1/4	1-3/8	#6-40	800
AN140-16S	4-1/2	4-1/2	1-1/8	1-1/8	#10-32	1600
AN140-16L	8	8	2-7/8	2-7/8	#10-32	1600
AN140-22S	4-17/32	4-1/2	1	1	1/4-28	2200
AN140-22L	8-1/32	8	2-3/4	2-3/4	1/4-28	2200
AN140-32S	4-19/32	4-1/2	7/8	7/8	1/4-28	3200
AN140-32L	8-7/64	8	2-5/8	2-5/8	1/4-28	3200
AN140-46S	4-21-32	4-1/2	5/8	5/8	5/16-24	4600
AN140-46L	8-5/32	8	2-3/8	2-3/8	5/16-24	4600
AN140-61L	8-9/32	8	2-1/8	2-1/8	3/8-24	6100
AN140-80L	8-5/16	8	2-1/8	2/18	3/8-24	8000
AN140-125L	9-1/16	9	2-1/16	2-1/16	7/16-20	12500
AN140-175L	9-9/16	9-1/2	2-1/16	2-1/16	1/2-20	17500

**AN140-** AN170 Cable Eye(2), AN155 Barrel

Replace-22S &amp; -22L with -32S &amp; -32L.

**AN150**

Dash #	Length	(Min)	Takeup		Thread	Strength
	AN150	Others	AN150	Others		
AN150-5S	2-3/8	2-1/8	3/8	7/16	#4-48	550LBS
AN150-8S	4-1/2	4-1/2	1-1/4	1-3/8	#6-40	800
AN150-16S	4-1/2	4-1/2	1-1/8	1-1/8	#10-32	1600
AN150-16L	8	8	2-7/8	2-7/8	#10-32	1600
AN150-22S	4-17/32	4-1/2	1	1	1/4-28	2200
AN150-22L	8-1/32	8	2-3/4	2-3/4	1/4-28	2200
AN150-32S	4-19/32	4-1/2	7/8	7/8	1/4-28	3200
AN150-32L	8-7/64	8	2-5/8	2-5/8	1/4-28	3200
AN150-46S	4-21-32	4-1/2	5/8	5/8	5/16-24	4600
AN150-46L	8-5/32	8	2-3/8	2-3/8	5/16-24	4600
AN150-61L	8-9/32	8	2-1/8	2-1/8	3/8-24	6100
AN150-80L	8-5/16	8	2-1/8	2/18	3/8-24	8000
AN150-125L	9-1/16	9	2-1/16	2-1/16	7/16-20	12500
AN150-175L	9-9/16	9-1/2	2-1/16	2-1/16	1/2-20	17500

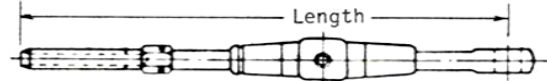
**AN150-** AN161 Fork(2), AN155 Barrel

Replace-22S &amp; -22L with -32S &amp; -32L.

## AN145

Part#	Length (Min)	Takeup	Thread	Strength
AN145-8S	5-5/8	1-3/8	#6-40	480LBS
AN145-8L*	-----	3-1/8	#10-32	480
AN145-16S	5-3/4	1-1/8	#10-32	920
AN145-16L	9-1/4	2-7/8	1/4-28	920
AN145-22S	5-15/16	1	1/4-28	2000
AN145-22L	9-7/16	2-3/4	1/4-28	2000
AN145-32S	6-3/16	7/8	1/4-28	2800
AN145-32L	9-11/16	2-5/8	1/4-28	2800
AN145-46S	6-3/8	5/8	5/16-24	4200
AN145-46L	9-7/8	2-3/8	5/16-24	4200
AN145-61L	10-1/16	2-1/8	3/8-24	5600
AN145-80L	10-3/8	2-1/8	3/8-24	7000
AN145-125L	11-3/16	2-1/16	7/16-20	8000
AN145-175L	11-3/4	2-1/16	1/2-20	9800

**SKYBOLT**  
AEROMOTIVE CORP.

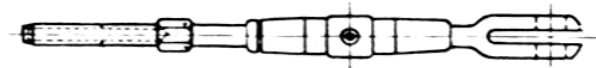


AN145- AN669 Terminal, AN165 Pin Eye, AN155 Barrel

\* Size 8L available as AN147 only. Part#s listed are for Cres Swaging terminals. Replace-22S & -22L with -32S & -32L.

## AN146

Part#	Length Min	Takeup	Thread	Strength
AN146-8S	5-5/8	1-3/8	#6-40	480LBS
AN146-8L*	-----	3-1/8	#10-32	480
AN146-16S	5-3/4	1-1/8	#10-32	920
AN146-16L	9-1/4	2-7/8	1/4-28	920
AN146-22S	5-15/16	1	1/4-28	2000
AN146-22L	9-7/16	2-3/4	1/4-28	2000
AN146-32S	6-3/16	7/8	1/4-28	2800
AN146-32L	9-11/16	2-5/8	1/4-28	2800
AN146-46S	6-3/8	5/8	5/16-24	4200
AN146-46L	9-7/8	2-3/8	5/16-24	4200
AN146-61L	10-1/16	2-1/8	3/8-24	5600
AN146-80L	10-3/8	2-1/8	3/8-24	7000
AN146-125L	11-3/16	2-1/16	7/16-20	8000
AN146-175L	11-3/4	2-1/16	1/2-20	9800

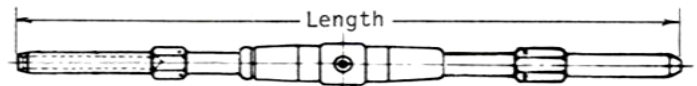


AN146- AN669 Terminal, AN161 Fork, AN155 Barrel

\* Size 8L available as AN147 only. Part#s listed are for Cres Swaging terminals. Replace-22S

## AN147

Part#	Length (Min)	Takeup	Thread	Strength
AN147--8S	6-3/4	1-3/8	#6-40	480LBS
AN147--8L*	11-1/4	3-1/8	#10-32	480
AN147--16S	7	1-1/8	#10-32	920
AN147--16L	10-1/2	2-7/8	1/4-28	920
AN147--22S	7-7/16	1	1/4-28	2000
AN147--22L	10-15/16	2-3/4	1/4-28	2000
AN147--32S	7-7/8	7/8	1/4-28	2800
AN147--32L	11-3/8	2-5/8	1/4-28	2800
AN147--46S	8-1/4	5/8	5/16-24	4200
AN147--46L	11-3/4	2-3/8	5/16-24	4200
AN147--61L	12-1/16	2-1/8	3/8-24	5600
AN147--80L	12-11/16	2-1/8	3/8-24	7000
AN147--125L	13-5/16	2-1/16	7/16-20	8000
AN147--175L	14	2-1/16	1/2-20	9800



AN147- AN669 Terminal(2), AN155 Barrel

\* Size 8L available as AN147 only. Part#s listed are for Cres Swaging terminals. Replace-22S

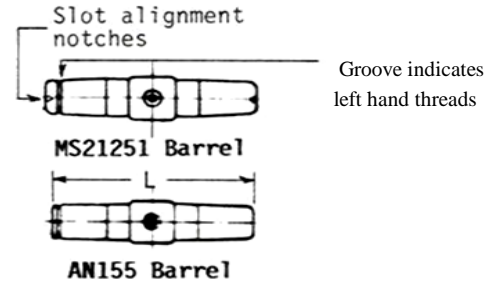
## MS21251

Supercedes AN155 and NAS649 - **TURNBUCKLE BARREL.**

Brass per QQ-B-637. Aluminum per Aluminum per WW-T-700/3. Letter following dash# indicates length ( short or long ). MS21251 items can replace AN155 items. MS21251 items are interchangeable with NAS649 items.



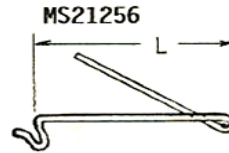
MS21251	Use Cliplock		Wire Rope		
	MS21256	AN155	Diameter	L	Strength
---	--	AN155-5S	----	1-3/16	550LBS
MS21251B2S	MS21256-1	AN155-8S	1/16	2-1/4	800
MS21251B2L	MS21256-2	AN155-8L	1/16	4	800
MS21251B3S	MS21256-1	AN155-16S	3/32	2-1/4	1600
MS21251B3L	MS21256-2	AN155-16L	3/32	4	1600
MS21251B5S	MS21256-1	AN155-32S	5/32	2-1/4	3200
MS21251B5L	MS21256-2	AN155-32L	5/32	4	3200
MS21251B6S	MS21256-1	AN155-46S	3/16	2-1/4	4600
MS21251B6L	MS21256-2	AN155-46L	3/16	4	4600
MS21251B8L	MS21256-2	AN155-80L	1/4	4	8000
MS21251B9L	MS21256-3	AN155-125L	9/32	4-1/4	12500
MS21251B10L	MS21256-3	AN155-175L	5/16	4-1/4	17500



Note: Use -5 parts with 1/8" diameter wire rope, minimum breaking strength 2200 LBS as per drawing. For applications requiring AN155-22S or -22L use AN155-32S or 32L respectively. Replace B with A to denote aluminum.

## MS21256- TURNBUCKLE LOCKING CLIP. CRES.

MS21256-	L	Use With MS21251
MS21256-1	1.115	B2S, B3S, B5S, B6S
MS21256-2	2.000	B2L, B3L, B5L, B6L, B8L
MS21256-3	2.140	B9L, B10L



## Safety Wire



1LB Dispensing Can

Part#	Dia	Length
MS20995C20	.020	937ft
MS20995C25	.025	599
MS20995C32	.032	366
MS20995C41	.041	223
016-COPPER*	.016	

\*Break-a-way Wire

## Safety Wire Tools

Tool	Type	Manufactured
SK197	9" Auto Return	USA
SK196	6" Auto return	USA
SK48UV51	10" Manual	Asia



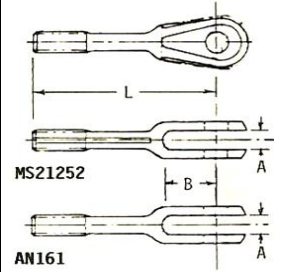
# TURNBUCKLE COMPONENTS



## MS21252 Supercedes AN161 and NAS645- TURNBUCKLE FORK.

Steel- Cadmium plated per QQ-PP-41+. First letter denotes thread ( Left or Right). Second letter denotes long or short. MS21252 can replace AN161.

MS21252-		AN161		Wire Rope	Pin Hole					Strength
RH	LH	RH	LH	Diameter	Dia	L	A	B	Thread	Lbs
-----	-----	5RS	5LS	-----	.164	1.063	.150	.375	#4-48	500
MS21252-2RS	MS21252-2LS	8RS	8LS	1/16	.190	1.500	.109	.375	#6-40	800
MS21252-3RS	MS21252-3LS	16RS	16LS	3/32	.190	1.625	.156	.375	#10-32	1600
MS21252-3RL	MS21252-3LL	16RL	16LL	3/32	.190	2.500	.156	.375	#10-32	1600
MS21252-4RS	MS21252-4LS	22RS	22LS	1/8	.190	1.844 (1)	.195(4)	.531 (5)	1/4-28	2200
MS21252-4RL	MS21252-4LL	22RL	22LL	1/8	.190	2.734 (2)	.195(4)	.531 (5)	1/4-28	2200
MS21252-5RS	MS21252-5LS	32RS	32LS	5/32	.250	1.844	.218	.531	1/4-28	3200
MS21252-5RL	MS21252-5LL	32RL	32LL	5/32	.250	2.734	.218	.531	1/4-28	3200
MS21252-6RS	MS21252-6LS	46RS	46LS	3/16	.313	2.031	.250	.656	5/16-24	4600
MS21252-6RL	MS21252-6LL	46RL	46LL	3/16	.313	2.906	.250	.656	5/16-24	4600
MS21252-8RL	MS21252-8LL	61RL	61LL	1/4	.375	3.188 (3)	.270	.875 (6)	3/8-24	6100
MS21252-8RL	MS21252-8LL	80RL	80LL	1/4	.375	3.188	.312	.875	3/8-24	8000
MS21252-9RL	MS21252-9LL	125RL	125LL	9/32	.438	3.438	.375	1.000	7/16-20	12500
MS21252-10RL	MS21252-10LL	175RL	175LL	5/16	.500	3.688	.437	1.188	1/2-20	17500



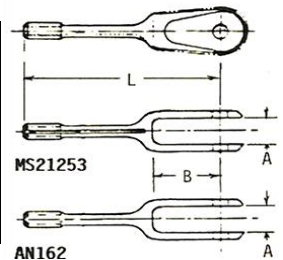
(1) AN161=1.17MS21252-9 (2) AN161=2.5MS21252-94 (3) AN161=3.156 (4) AN161=.187 (5) AN161=.46MS21252-9 (6) AN161=.843

## MS21253 Supercedes AN162 and NAS646- CLEVIS END TURNBUCKLE, FOR BEARING.

Steel- Cadmium plated per QQ-P-416. First letter denotes thread ( Left or Right). Second letter denotes long or short. MS21253 can replace AN162.

MS21253 and NAS646 are interchangeable.

MS21253- or AN162-		MS/AN	Wire Rope	Pin					Strength	
RH	LH	Bearing	Diameter	Pin Hole	Dia	L	A	B	Thread	Lbs
MS21253-3RS	MS21253-3LS	200KP3	3/32		.190	2.312	.312	1.062	#10-32	1600
MS21253-3RL	MS21253-3LL	200KP3	3/32		.190	3.187	.312	1.062	1/4-28	2200
MS21253-4RS	MS21253-4LS	200KP4	1/8		.250	2.562	.500	1.188	1/4-28	2200
MS21253-4RL	MS21253-4LL	200KP4	1/8		.250	3.437	.500	1.188	5/16-24	3200
MS21253-5RS	MS21253-5LS	200KP4	5/32		.250	2.687	.500	1.188	5/16-24	3200
MS21253-5RL	MS21253-5LL	200KP4	5/32		.250	3.562	.500	1.188	5/16-24	3200
MS21253-6RS	MS21253-6LS	200KP5	3/16		.313	2.750	.563	1.313	5/16-24	4600
MS21253-6RL	MS21253-6LL	200KP5	3/16		.313	3.625	.563	1.313	5/16-24	4600

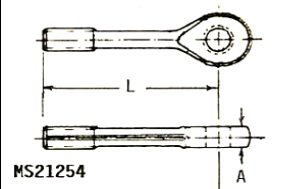


## MS21254 Supercedes AN165 and NAS648- EYE END TURNBUCKLE, FOR PIN

Steel- Cadmium plated per QQ-P-416. First letter denotes thread (left of right).

Second letter denotes long or short. MS parts can replace AN parts. MS parts are interchangeable with NAS parts.

MS21254- MS21255-		AN165- AN170-		Wire Rope	Hole	Hole					Strength
RH	LH	RH	LH	Diameter	Dia.	Dia.	L	A	Thread	Lbs	
-----	-----	5RS	5LS	1/16	-----	.172	.813	.125	#4-48	550	
MS21254-2RS	MS21254-2LS	8RS	8LS	1/16	.190	.188	1.500	.125	#6-40	800	
MS21254-2RL	MS21254-2LL	-----	-----	1/16	.190	.188	2.375	.125	#6-40	800	
MS21254-3RS	MS21254-3LS	16RS	16LS	3/32	.190	.219	1.625	.188	#10-32	1600	
MS21254-3RL	MS21254-3LL	16RL	16LL	3/32	.190	.219	2.500	.188	#10-32	1600	
MS21254-5RS	MS21254-5LS	22RS	22LS	5/32	.250	.281 (1)	1.750 (3)	.219	1/4-28	2200	
MS21254-5RL	MS21254-5LL	22RL	22LL	5/32	.250	.281 (1)	2.625 (4)	.219	1/4-28	2200	
MS21254-5RS	MS21254-5LS	32RS	32LS	5/32	.250	.281	1.750	.219	1/4-28	3200	
MS21254-5RL	MS21254-5LL	32RL	32LL	5/32	.250	.281	2.625	.219	1/4-28	3200	
MS21254-6RS	MS21254-6LS	46RS	46LS	3/16	.313	.313	1.875	.281	5/16-24	4600	
MS21254-6RL	MS21254-6LL	46RL	46LL	3/16	.313	.313	2.750	.281	5/16-24	4600	
MS21254-8RL	MS21254-8LL	61RL	61LL	1/4	.375	.375 (2)	2.875	.328 (5)	3/8-24	6100	
MS21254-8RL	MS21254-8LL	80RL	80LL	1/4	.375	.375	2.875	.328	3/8-24	8000	
MS21252-9RL	MS21252-9LL	125RL	125LL	9/32	.438	.469	3.375	.375	7/16-20	12500	
MS21254-10RL	MS21254-10LL	175RL	175LL	5/16	.500	.563	3.625	.469	1/2-20	17500	



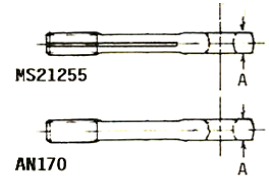
# TURNBUCKLE COMPONENTS



## MS21255 Supersedes AN170 and NAS647 EYE END TURNBUCKLE, FOR WIRE ROPE.

Steel- Cadmium plated per QQ-P-416. First letter denotes thread (left of right). are interchangeable with NAS parts.

		AN170			Dia.	Dia.	L	A	Thread	Lbs
RH	LH	RH	LH							
		5RS	5LS	1/16		.172	.813	.125	#4-48	550
MS21254-2RS	MS21254-2LS	8RS	8LS	1/16	.190	.188	1.500	.125	#6-40	800
MS21254-2RL	MS21254-2LL			1/16	.190	.188	2.375	.125	#6-40	800
MS21255-3RS	MS21255-3LS	16RS	16LS	3/32	.190	.219	1.625	.188	#10-32	1600
MS21255-3RL	MS21255-3LL	16RL	16LL	3/32	.190	.219	2.500	.188	#10-32	1600
MS21255-5RS	MS21255-5LS	22RS	22LS	5/32	.250	.281 (1)	1.750 (3)	.219	1/4-28	2200
MS21255-5RL	MS21255-5LL	22RL	22LL	5/32	.250	.281 (1)	2.625 (4)	.219	1/4-28	2200
MS21255-5RS	MS21255-5LS	32RS	32LS	5/32	.250	.281	1.750	.219	1/4-28	3200
MS21255-5RL	MS21255-5LL	32RL	32LL	5/32	.250	.281	2.625	.219	1/4-28	3200
MS21255-6RS	MS21255-6LS	46RS	46LS	3/16	.313	.313	1.875	.281	5/16-24	4600
MS21255-6RL	MS21255-6LL	46RL	46LL	3/16	.313	.313	2.750	.281	5/16-24	4600
MS21255-8RL	MS21255-8LL	61RL	61LL	1/4	.375	.375 (2)	2.875	.328 (5)	3/8-24	6100
MS21255-8RL	MS21255-8LL	80RL	80LL	1/4	.375	.375	2.875	.328	3/8-24	8000
MS21255-10RL	MS21255-10LL	175RL	175LL	5/16	.500	.563	3.625	.469	1/2-20	17500



## MS20658

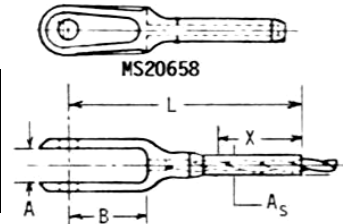
Supersedes AN658

- Terminal, Wire Rope swaging, Fork End, For Bearing

Carbon Steel - Cadmium plated per QQ-P-416. Cres - Passivated. Parts are interchangeable. Replace dash (-) with F to denote Carbon Steel.

MS20658	AN/MS BEARING	Wire Rope Diameter	Pin Hole Diameter	L	A	B	X		Strength
							Min*	As*	
MS20658-3	200KP3	3/32	.190	2.531	.302	1.062	.80	.190	920LBS
MS20658-4	200KP4	1/8	.250	3.062	.489	1.188	1.05	.219	2000
MS20658-5	200KP4	5/32	.250	3.313	.489	1.188	1.29	.250	2800
MS20658-6	200KP4	3/16	.250	3.562	.489	1.188	1.31	.313	4200
MS20658-7	200KP5	3/16	.313	3.687	.563	1.313	1.31	.313	4200

\*Swaged terminal shall conform to As diameter for length 'X'.



## MS20663

Supersedes AN663

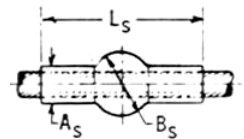
- Swaging Terminal, Double Shank.

Carbon Steel - Cadmium plated per QQ-PP-416. Cres- Passivated. Part are interchangeable. Replace dash (-) with C to denote CRES.

MS20663	Cable Dia.	Ls		Strength	
		MS20663	As	Bs	Lbs
MS20663-2	1/16	.390	.112	.190	480
MS20663-3	3/32	.578	.143	.253	920
MS20663-4	1/8	.765	.190	.315	2000
MS20663-5	5/32	.953	.222	.379	2800
MS20663-6	3/16	1.140	.255	.442	4200
MS20663-7	7/32	1.328	.302	.505	5600
MS20663-8	1/4	1.515	.348	.567	7000
MS20663-9	9/32	1.719	.382	.632	8000
MS20663-10	5/16	1.875	.413	.694	9800

Note: Dimensions are after swaging.

MS20663



## MS20664

Supersedes AN664

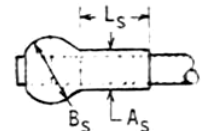
- Swaging Terminal, Single Shank.

Carbon Steel - Cadmium plated per QQ-PP-416. Cres- Passivated. Part are interchangeable. Replace dash (-) with C to denote CRES.

MS20664	Cable Dia.	Ls		Strength	
		MS20664	As	Bs	Lbs
MS20664-2	1/16	.156	.112	.190	480
MS20664-3	3/32	.234	.143	.253	920
MS20664-4	1/8	.313	.190	.315	2000
MS20664-5	5/32	.391	.222	.379	2800
MS20664-6	3/16	.469	.255	.442	4200
MS20664-7	7/32	.547	.302	.505	5600
MS20664-8	1/4	.625	.348	.567	7000
MS20664-9	9/32	.750	.382	.632	8000
MS20664-10	5/16	.813	.413	.694	9800

Note: Dimensions are after swaging.

MS20664



# TURNBUCKLE COMPONENTS



## MS20667

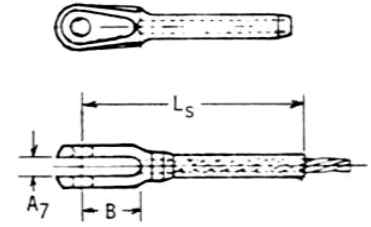
Supersedes AN667

-Terminal, Wire Rope Swaging, Fork End.

Carbon Steel - Cadmium plated per QQ-P-416. 300 Series CRES-Passivated.

Parts are interchangeable. Replace dash ( - ) with F to denote Carbon Steel.

MS20667	Wire Rope	Pin Hole	Ls	A7	A8	B	C	Strength
	Diameter	Diameter						
MS20667-2	1/16	.190	1.75	.093	.088	.500	.180	480
MS20667-3	3/32	.190	2.06	.108	.103	.670	.219	920
MS20667-4	1/8	.190	2.61	.195	.190	.735	.250	2000
MS20667-5	5/32	.250	3.00	.202	.197	.800	.320	2800
MS20667-6	3/16	.313	3.24	.260	.255	.880	.391	4200
MS20667-7	7/32	.313	3.74	.296	.291	.970	.407	5600
MS20667-8	1/4	.375	4.10	.313	.307	1.070	.484	7000
MS20667-9	9/32	.438	4.48	.327	.322	1.170	.555	8000
MS20667-10	5/16	.438	4.86	.348	.343	1.268	.609	9800



MS20667

## MS20668

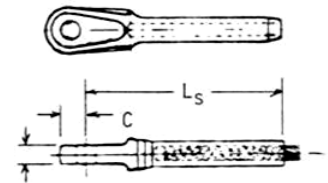
Supersedes AN668

-Terminal, Wire, Rope Swaging, Eye End.

Carbon Steel - Cadmium plated per QQ-P-416. 300 Series CRES-Passivated.

Parts are interchangeable. Replace dash ( - ) with F to denote Carbon Steel.

MS20668	Wire Rope	Pin Hole	Ls	A7	A8	B	C	Strength
	Diameter	Diameter						
MS20668-2	1/16	.190	1.75	.093	.088	.500	.180	480
MS20668-3	3/32	.190	2.06	.108	.103	.670	.219	920
MS20668-4	1/8	.190	2.61	.195	.190	.735	.250	2000
MS20668-5	5/32	.250	3.00	.202	.197	.800	.320	2800
MS20668-6	3/16	.313	3.24	.260	.255	.880	.391	4200
MS20668-7	7/32	.313	3.74	.296	.291	.970	.407	5600
MS20668-8	1/4	.375	4.10	.313	.307	1.070	.484	7000
MS20668-9	9/32	.438	4.48	.327	.322	1.170	.555	8000
MS20668-10	5/16	.438	4.86	.348	.343	1.268	.609	9800



MS20668

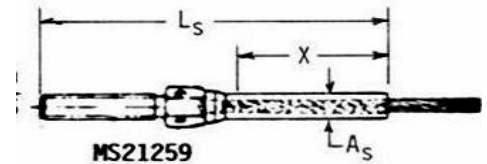
## MS21259

Supersedes AN666

-Terminal, Wire Rope Stud ( Not for use with Turnbuckle Barrels).

Carbon Steel- Cadmium plated per QQ-P-416. 300 Series CRES-Passivated. MS parts can replace AN parts. MS parts are interchangeable with Nas parts. Hexagonal facing may be eliminated by optional design.

MS21259	Wire Rope		Ls	X			Strength
	RH	LH		Diameter	Min*	As	
MS21259-2RH	MS21259-2LH	1/16	2.65	.70	.138	#6-40	480
		1/16		.70	.138	#6-40	480
MS21259-3RH	MS21259-3LH	3/32	3.00	.80	.190	#10-32	920
		3/32		.80	.190	#10-32	920
MS21259-4RH	MS21259-4LH	1/8	3.59	1.05	.219	1/4-28	2000
		1/8		1.05	.219	1/4-28	2000
MS21259-5RH	MS21259-5LH	5/32	3.97	1.29	.250	1/4-28	2800
		5/32		1.29	.250	1/4-28	2800
MS21259-6RH	MS21259-6LH	3/16	4.17	1.31	.313	5/16-24	4200
		3/16		1.31	.313	5/16-24	4200
MS21259-7RH	MS21259-7LH	7/32	4.81	1.55	.375	3/8-24	5600
MS21259-8RH	MS21259-8LH	1/4	5.24	1.70	.438	3/8-24	7000
MS21259-9RH	MS21259-9LH	9/32	5.75	1.89	.500	7/16-20	8000
MS21259-10RH	MS21259-10LH	5/16	6.27	2.06	.563	1/2-20	9800



MS21259

\* Swaged terminal shall conform to As diameter for length 'X'. Sizes continue to -32RH/LH for 1" diameter cable. Ls dimensions are after swaging.

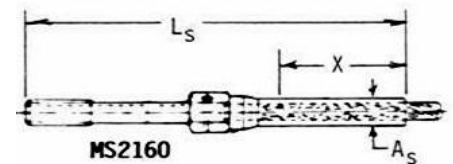
## MS21260

Supersedes AN669 and NAS650

- Terminal, Wire Rope Stud.

Carbon Steel- Cadmium plated per QQ-P-416. 300 Series CRES-Passivated. MS parts can replace AN parts. MS parts are interchangeable with Nas parts. Hexagonal facing may be eliminated by optional design.

MS21260	Wire Rope		Ls	X			Strength
	RH	LH		Diameter	Min*	As	
MS21260-L2RH	MS21260-L2LH	1/16	3.67	.70	.138	#6-40	480
MS21260-S2RH	MS21260-S2LH	1/16	2.79	.70	.138	#6-40	480
MS21260-L3RH	MS21260-L3LH	3/32	3.86	.80	.190	#10-32	920
MS21260-S3RH	MS21260-S3LH	3/32	2.98	.80	.190	#10-32	920
MS21260-L4RH	MS21260-L4LH	1/8	4.28	1.05	.219	1/4-28	2000
MS21260-S4RH	MS21260-S4LH	1/8	3.40	1.05	.219	1/4-28	2000
MS21260-L5RH	MS21260-L5LH	5/32	4.66	1.29	.250	1/4-28	2800
MS21260-S5RH	MS21260-S5LH	5/32	3.78	1.29	.250	1/4-28	2800
MS21260-L6RH	MS21260-L6LH	3/16	4.78	1.31	.313	5/16-24	4200
MS21260-S6RH	MS21260-S6LH	3/16	3.90	1.31	.313	5/16-24	4200
MS21260-7RH	MS21260-7LH	7/32	5.21	1.55	.375	3/8-24	5600
MS21260-8RH	MS21260-8LH	1/4	5.52	1.70	.438	3/8-24	7000
MS21260-9RH	MS21260-9LH	9/32	5.90	1.89	.500	7/16-20	8000
MS21260-10RH	MS21260-10LH	5/16	6.30	2.06	.563	1/2-20	9800



MS21260

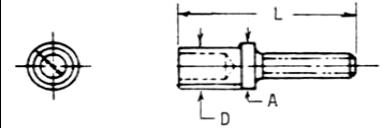
\* Swaged terminal shall conform to As diameter for length 'X'. Sizes continue to -32RH/LH for 1" diameter cable. Ls dimensions are after swaging.

Copyright 2020

**AN490 -THREADED ROD END. 4130 Steel- Cadmium Plated per QQ-P-416.**



AN490	L	A	D	Tube Size	Thread
AN490HT5P	1.750	.312	.242	5/16	x .035 1/4-28
AN490HT6P	1.750	.375	.305	3/8	x .035 1/4-28
AN490HT8P	1.750	.500	.430	1/2	x .035 1/4-28
AN490HT10P	1.812	.625	.555	5/8	x .035 5/16-24
AN490HT11P	1.812	.750	.680	3/4	x .035 5/16-24
AN490HT13P	1.812	.625	.555	5/8	x .035 3/8-24
AN490HT14P	1.812	.750	.680	3/4	x .035 3/8-24
AN490HT15P	1.812	.500	.372	1/2	x .035 5/16-24
AN490HT16P	1.812	.500	.372	1/2	x .035 3/8-24

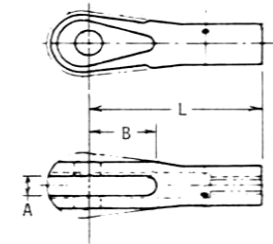


\* HT 15 replaces HT9. HT16 replaces HT12.

**AN665 - TERMINAL, THREADED CLEVIS TIE ROD.**

Steel. Letter R denotes right threads. Letter L denotes left threads.

AN665		Pin hole						
RH	LH	Dia	L	A	B	Thread	Strength	
AN665-10R	AN665-10L	.190	1.313	.109	.375	#6-40	1200LB	
AN665-12R	AN665-12L	.190	1.531	.150	.150	#10-32	2400	
AN665-34R	AN665-34L	.250	1.813	.203	.625	1/4-28	4200	
AN665-46R	AN665-46L	.313	1.875	.203	.656	5/16-24	4600*	
AN665-61R	AN665-61L	.375	2.000	.203	.844	5/16-24	6900	
AN665-80RA	AN665-80LA	.375	2.250	.266	.875	3/8-24	10000	
AN665-115R	AN665-115L	.438	2.500	.344	1.000	7/16-20	13700	
AN665-155R	AN665-155L	.500	2.813	.406	1.188	1/2-20	18500	
AN665-202R	AN665-202L	.563	3.125	.453	1.375	9/16-18	24000	
AN665-247R	AN665-247L	.625	3.375	.516	1.500	5/8-18	29500	
AN665-430R	AN665-430L	.750	4.125	.656	1.938	3/4-16	42000	
AN665-580R	AN665-580L	.875	4.875	.781	2.313	7/8-14	58000	
AN665-780R	AN665-780L	1.000	5.750	.906	2.688	1/12	76000	

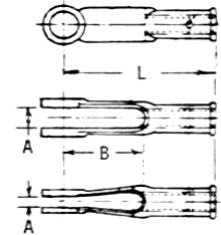


\*Special for use with 6900LB rod with 4600LB rating.

**MS27975 Supercedes AN486 - CLEVIS, ROD END ADJUSTING. Parts are interchangeable.**

Carbon Steel- Cadmium Plated per QQ-P-416.

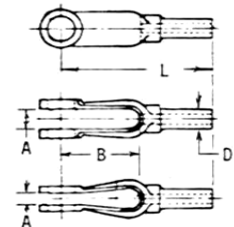
MS27975		AN486		Pin hole				Ultimate (MIN)
Type	Dia	L	A	B	Thread	Axial Load (LB)		
MS27975-1	AN486-1	Wide	.250	1.875	.266	1.000	1/4-28	3800
MS27975-2	AN486-2	Narrow	.250	1.875	.141	1.000	1/4-28	2850
MS27975-3	AN486-3	Wide	.188	1.875	.266	1.000	1/4-28	4700
MS27975-4	AN486-4	Narrow	.188	1.875	.141	1.000	1/4-28	3500



**MS27976 Supercedes AN481 - CLEVIS, ROD END, PLAIN. Parts are interchangeable.**

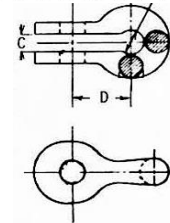
Steel- Unplated. Steel- Cadmium plated per QQ-P-416.

MS27976		AN481		Hole				Ultimate (Min)
Type	Dia	L	A	B	D	Axial Load(LBS)		
MS27976-1	AN481-1	Wide	.250	1.875	.266	1.000	.305	3800
MS27976-2	AN481-2	Narrow	.250	1.875	.141	1.000	.305	2850
MS27976-3	AN481-3	Wide	.188	1.875	.266	1.000	.305	4700
MS27976-4	AN481-4	Narrow	.188	1.875	.141	1.000	.305	3500
MS27976-5	AN481-5	Wide	.250	1.875	.266	1.000	.242	3800
MS27976-6	AN481-6	Narrow	.250	1.875	.141	1.000	.242	2850
MS27976-7	AN481-7	Wide	.188	1.875	.266	1.000	.242	4700
MS27976-8	AN481-8	Narrow	.188	1.875	.141	1.000	.242	3500
MS27976-9	AN481-9	Wide	.250	1.875	.266	1.000	.430	3800
MS27976-10	AN481-10	Narrow	.250	1.875	.141	1.000	.430	2850
MS27976-11	AN481-11	Wide	.188	1.875	.266	1.000	.430	4700
MS27976-12	AN481-12	Narrow	.188	1.875	.141	1.000	.430	3500



**MS20115** Supercedes **AN115**- WIRE ROPE SHACKLE. Parts are not interchangeable.

Example part # : MS20115-3 (CRES) , MS20115F3 ( CROME STEEL) , MS20115K3 (Nickel Copper Aluminum Alloy ) , AN115-16 (Cadmium Plated Steel), AN115C21 ( CRES), AN115K32 ( Nickel Copper Aluminum Alloy).



MS20115	Wire Rope Dia.	Pin Hole Dia.	A	B	C	Min. Break Strength	AN115					Min Break Strength
							Pin Hole Dia.	A	B	C		
MS20115-2	1/16	.190	.188	.562	.093	480LBS	AN115-8	.188	.250	.563	.109	800LBS
MS20115-3	3/32	.190	.219	.562	.108	920	AN115-16	.188	.250	.563	.150	1600
MS20115-4	1/8	.190	.250	.562	.195	2000	AN115-21	.188	.250	.563	.150	2100
MS20115-5	5/32	.250	.281	.750	.202	2800	AN115-32	.250	.375	.750	.203	3200
MS20115-6	3/16	.313	.75	.812	.260	4200	AN115-46	.313	.438	.813	.203	4600
MS20115-7	7/32	.313	.406	.875	.296	5600	AN115-61	.375	.500	.875	.203	6100
MS20115-8	1/4	.375	.438	1.000	.313	7000	AN115-80	.375	.438	1.000	.266	8000
MS20115-9	9/32	.438	.500	1.000	.327	8000	AN115-125	.438	.625	1.125	.344	12500
MS20115-10	5/16	.438	.594	1.125	.348	9800	AN115-175	.500	.625	1.250	.406	17500
MS20115-12	3/8	.500	.625	1.250	.380	14000						

**AIRCRAFT PULLEYS**

**MS20219** Supercedes **AN219**- Secondary Control Pulley.

Metallic Sheaves : Aluminum alloy -T351 or AMS, T351. Anodized per MIL-A-8625.

Nonmetallic Sheaves: Phenolic. Replace dash ( - ) with A to denote metallic sheaves.

NOTE: Pulleys smaller than 2- shall not be installed in flight control systems.

**MS20220** Supercedes **AN220** - Flight Control Pulley.

Metallic Sheaves: Aluminum alloy - T351 or AMS 4037,T351. Anodized per MIL-A-8625.

Non metallic Sheaves: Phenolic. Replace dash ( - ) with A to denote metallic sheave.

**MS20221** Supercedes **AN221** - Heavy Duty Control Pulley.

Metallic Sheaves : Aluminum alloy - T351 or AMS4037, T351. Anodized per MIL-A-8625.

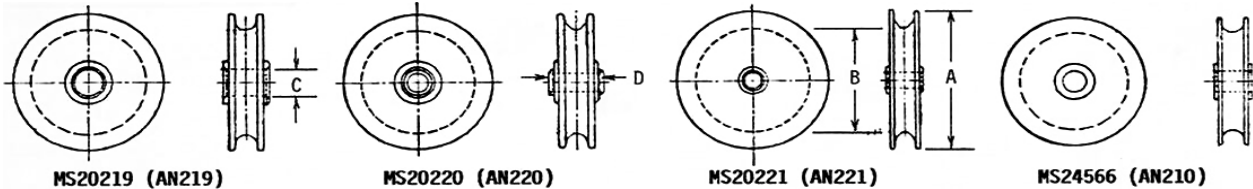
Nonmetallic Sheaves: Phenolic. Replace dash ( - ) with A to denote metallic sheaves.

Note: The -1 nonmetallic pulley removed from this standard and applicable specification.

**MS24566** Supercedes **AN210** - Anti- Friction Bearing Control Pulley.

Phenolic.

NOTE: -1B and -3B shall not be installed on frequently used aircraft controls to bend cable more 15 from a straight line.



Part #	Cable Dia.	A	B	C	D	Allowable Limit Load	Limit Load on Cable Independent of Wrap Angle		Bearing ( Ref )	
							1/16 cable	3/32 cable		
MS20219-1	1/16,3/32	1.312	1.000	.2500	.438	480LBS	307LBS	460LBS	W4AK( 1 )	
MS20219-2	1/16,3/32	1.750	1.438	.2500	.438	480	307	460	P4K	
MS20219-3	1/16,3/32	1.750	1.438	.6250	.438	480	307	460	P10K	
MS20219-4	1/16,3/32	2.625	2.312	.2500	.438	920	307	460	P4K	
MS20219-5	1/16,3/32	2.625	2.312	.6250	.438	920	307	460	P10K	
1/8 cable 5/32 cable 3/16 cable										
MS20220-1	1/8,5/32,3/16	1.750	1.250	.3125	.625	500	830	1040	1250	P5K
MS20220-2	1/8,5/32,3/16	3.000	2.500	.3125	.625	1680	830	1040	1250	PD5K
MS20220-3	1/8,5/32,3/16	4.250	3.750	.3125	.625	2500	830	1040	1250	PD5K
MS20220-4	1/8,5/32,3/16	5.500	5.000	.3125	.625	2500	830	1040	1250	PD5K
3/16 cable 7/32 cable 1/4 cable										
MS20221A1	3/16,7/32,1/4	2.625	2.000	.3125	.625	2800	2620	3060	3500	PD5K
MS20221A2	3/16,7/32,1/4	4.125	3.500	.5000	.750	4900	2620	3060	3500	P8
MS20221A3	3/16,7/32,1/4	5.625	5.000	.5000	.750	7000	2620	3060	3500	P8
MS24566-1B	1/16,3/32	1.250	.972	.1900	.297	300				KP3AK
MS24566-2B	1/16,3/32	2.500	2.222	.1900	.297	500				KP3K
MS24566-3B	1/8,5/32,3/16	2.000	1.510	.2500	.484	600				KP4K
MS24566-4B	1/8,5/32,3/16	3.500	3.010	.2500	.484	1200				KP4K
MS24566-5B	3/16,7/32,1/4	5.000	4.374	.3750	.620	3000				KP6
MS24566-6B	3/16,7/32,1/4	6.000	5.374	.3750	.620	4000				KP6

( 1 ) P4K is an approved alternate for W4AK.

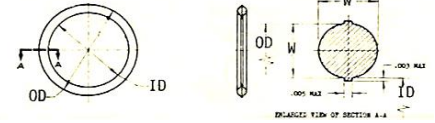
# MS28775 Supercedes AN6227 (O'Ring Packing) and AN6230

(O'Ring Gasket) for Hydraulic Oils (MIL-H-5606B).

TYPE II SYSTEMS @-65 to 275 F.

**MS29513-** O'Ring Packing for Jet Fuels @-65 TO 275 F.

All AN-MS-NAS Mil-Spec O'Rings are available with manufacturer certification.



1/16" WIDTH				3/32" WIDTH			1/8" WIDTH			3/16" WIDTH		
ID	AN6227	MS28775 MS29513	OD	AN6227	MS28775 MS29513	OD	AN6227 AN6230	MS28775 MS29513	OD	AN6227	MS28775 MS29513	OD
1/16		MS28775-003	3/16		MS28775-102	1/4						
5/64		MS28775-004	13/64									
3/32		MS28775-005	7/32		MS28775-103	9/32						
1/8	<b>B1</b>	MS28775-006	1/4		MS28775-104	5/16						
5/32	<b>B2</b>	MS28775-007	9/32		MS28775-105	11/32						
3/16	<b>B3</b>	MS28775-008	5/16		MS28775-106	3/8		MS28775-201	7/16			
7/32	<b>B4</b>	MS28775-009	11/32		MS28775-107	13/32						
1/4	<b>B5</b>	MS28775-010	3/8		MS28775-108	7/16		MS28775-202	1/2			
5/16	<b>B6</b>	MS28775-011	7/16		MS28775-109	1/2		MS28775-203	9/16			
3/8	<b>B7</b>	MS28775-012	1/2	<b>B8</b>	MS28775-110	9/16		MS28775-204	5/8			
7/16		MS28775-013	9/16	<b>B9</b>	MS28775-111	5/8		MS28775-205	11/16		MS28775-309	13/16
1/2		MS28775-014	5/8	<b>B10</b>	MS28775-112	11/16		MS28775-206	3/4		MS28775-310	7/8
9/16		MS28775-015	11/16	<b>B11</b>	MS28775-113	3/4		MS28775-207	13/16		MS28775-311	15/16
5/8		MS28775-016	3/4	<b>B12</b>	MS28775-114	13/16		MS28775-208	7/8		MS28775-312	1
11/16		MS28775-017	13/16	<b>B13</b>	MS28775-115	7/8	6227	MS28775-209	15/16		MS28775-313	1-1/16
3/4		MS28775-018	7/8	<b>B14</b>	MS28775-116	15/16	<b>B15</b>	MS28775-210	1		MS28775-314	1-1/8
13/16		MS28775-019	15/16		MS28775-117	1	<b>B16</b>	MS28775-211	1-1/16		MS28775-315	1-3/16
7/8		MS28775-020	1		MS28775-118	1-1/16	<b>B17</b>	MS28775-212	1-1/8		MS28775-316	1-1/4
15/16		MS28775-021	1-1/16		MS28775-119	1-1/8	<b>B18</b>	MS28775-213	1-3/16		MS28775-317	1-5/16
1		MS28775-022	1-1/8		MS28775-120	1-3/16	<b>B19</b>	MS28775-214	1-1/4		MS28775-318	1-3/8
1-1/16		MS28775-023	1-3/16		MS28775-121	1-1/4	<b>B20</b>	MS28775-215	1-5/16		MS28775-319	1-7/16
1-1/8		MS28775-024	1-1/4		MS28775-122	1-5/16	<b>B21</b>	MS28775-216	1-3/8		MS28775-320	1-1/2
1-3/16		MS28775-025	1-5/16		MS28775-123	1-3/8	<b>B22</b>	MS28775-217	1-7/16		MS28775-321	1-9/16
1-1/4		MS28775-026	1-3/8		MS28775-124	1-7/16	<b>B23</b>	MS28775-218	1-1/2		MS28775-322	1-5/8
1-5/16		MS28775-027	1-7/16		MS28775-125	1-1/2	<b>B24</b>	MS28775-219	1-9/16		MS28775-323	1-11/16
1-3/8		MS28775-028	1-1/2		MS28775-126	1-9/16	<b>B25</b>	MS28775-220	1-5/8		MS28775-324	1-3/4
1-7/16					MS28775-127	1-5/8	<b>B26</b>	MS28775-221	1-11/16			
1-1/2		MS28775-029	1-5/8		MS28775-128	1-11/16	<b>B27</b>	MS28775-222	1-3/4	<b>B28</b>	MS28775-325	1-7/8
1-9/16					MS28775-129	1-3/4	6230					
1-5/8		MS28775-30	1-3/4		MS28775-130	1-13/16	<b>B1</b>	MS28775-223	1-7/8	<b>B29</b>	MS28775-326	2
1-11/16					MS28775-131	1-7/8						
1-3/4		MS28775-31	1-7/8		MS28775-132	1-15/16	<b>B2</b>	MS28775-224	2	<b>B30</b>	MS28775-327	2-1/8
1-13/16					MS28775-133	2						
1-7/8		MS28775-32	2		MS28775-134	2-1/16	<b>B3</b>	MS28775-225	2-1/8	<b>B31</b>	MS28775-328	2-1/4
1-15/16					MS28775-135	2-1/8						
2		MS28775-33	2-1/8		MS28775-136	2-3/16	<b>B4</b>	MS28775-226	2-1/4	<b>B32</b>	MS28775-329	2-3/8
2-1/16					MS28775-137	2-1/4						
2-1/8		MS28775-34	2-1/4		MS28775-138	2-5/16	<b>B5</b>	MS28775-227	2-3/8	<b>B33</b>	MS28775-330	2-1/2
2-3/16					MS28775-139	2-3/8						
2-1/4		MS28775-35	2-3/8		MS28775-140	2-7/16	<b>B6</b>	MS28775-228	2-1/2	<b>B34</b>	MS28775-331	2-5/8
2-5/16					MS28775-141	2-1/2						
2-3/8		MS28775-36	2-3/4		MS28775-142	2-9/16	<b>B7</b>	MS28775-229	2-5/8	<b>B35</b>	MS28775-332	2-3/4
2-7/16					MS28775-143	2-5/8						
2-1/2		MS28775-37	2-5/8		MS28775-144	2-11/16	<b>B8</b>	MS28775-230	2-3/4	<b>B36</b>	MS28775-333	2-7/8
2-9/16					MS28775-145	2-3/4						
2-5/8		MS28775-38	2-3/4		MS28775-146	2-13/16	<b>B9</b>	MS28775-231	2-7/8	<b>B37</b>	MS28775-334	3
2-11/16					MS28775-147	2-7/8						
2-3/4		MS28775-39	2-7/8		MS28775-148	2-15/16	<b>B10</b>	MS28775-232	3	<b>B38</b>	MS28775-335	3-1/8
2-13/16					MS28775-149	3						
2-7/8		MS28775-40	3		MS28775-150	3-1/16	<b>B11</b>	MS28775-233	3-1/8	<b>B39</b>	MS28775-336	3-1/4
3					MS28775-151	3-3/16	<b>B12</b>	MS28775-234	3-1/4	<b>B40</b>	MS28775-337	3-3/8
Continue to:		MS28775-50	5-3/8		MS28775-178	9-15/16		MS28775-284	18-1/4		MS28775-395	26-3/8

\* Sizes (-029 thru -050), (-102 thru -178),(-201 thru -209),(-248 thru -270), (-271 thru -284), (-309 thru -324, (-350 thru -365), (-366 thru -395), and (-461 thru -465), do not have installation control per MIL -G-5514 and are not recommended for use in hydraulic systems. These sizes are only recommended for use in low pressure static or face seal application. O'Ring sizes (-013 thru -028), (-117 thru -149), and (-223 thru -247 ) are intended only for use as static seal and are not to be used in applications involving reciprocating or rotary involvement.

# MILITARY SPECIFICATION GROMMETS



## MS35489 Supercedes MS35490 and AN931 - GROMMET.

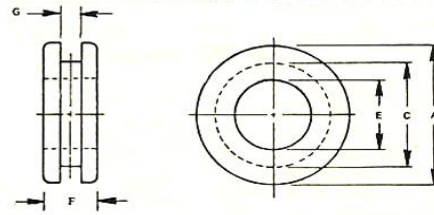
Rubber - Synthetic, composition A, per MIL-G-3036.

Rubber - Silicone, composition B, per MIL-G-3036.

Add 'X' after dash (-) number to denote silicone.

MS35489 and AN931 parts are interchangeable.

Do not use MS35490 (Split Grommets) to replace MS35489 or AN931 grommets.



How to read this chart: Determine 'E' dimension, then 'C' & 'A'. Enter column for groove width to determine dash number.

Dimensions			1/16 .062 Groove Width (G)			1/8 .125 Groove Width			3/16 .188 Groove Width			1/4 .250 Groove Width		
E	C	A	MS35489	AN931	F	MS35489	AN931	F	MS35489	AN931	F	MS35489	AN931	F
.125	.250	.344	MS35489-1		.188									
.125	.562	.750	MS35489-2	-2-9	.188	MS35489-31	-A2-9	.250	MS35489-60	-B2-9	.312	MS35489-89	-C2-9	.375
.125	1.000	1.250	MS35489-3	-2-16	.250	MS35489-32	-A2-16	.312	MS35489-61	-B2-16	.375	MS35489-90	-C2-16	.438
.188	.312	.438	MS35489-4	-3-5	.188	MS35489-33	-A3-5	.250	MS35489-62	-B3-5	.312	MS35489-91	-C3-5	.375
.188	.562	.750	MS35489-134	-3-9	.188	MS35489-137	-A3-9	.250	MS35489-138	-B3-9	.312	MS35489-139	-C3-9	.375
.188	.625	.875	MS35489-5	-3-10	.188	MS35489-34	-A3-10	.250	MS35489-63	-B3-10	.312	MS35489-92	-C3-10	.375
.250	.438	.625	MS35489-6	-4-7	.188	MS35489-35	-A4-7	.250	MS35489-64	-B4-7	.312	MS35489-93	-C4-7	.375
.250	.750	1.000	MS35489-7	-4-12	.250	MS35489-36	-A4-12	.312	MS35489-65	-B4-12	.375	MS35489-94	-C4-12	.438
.250	1.000	1.250	MS35489-8	-4-16	.250	MS35489-37	-A4-16	.312	MS35489-66	-B4-16	.375	MS35489-95	-C4-16	.438
.312	.562	.812	MS35489-9	-5-9	.312	MS35489-38	-A5-9	.375	MS35489-67	-B5-9	.438	MS35489-96	-C5-9	.500
.312	.750	1.000	MS35489-10	-5-12	.312	MS35489-39	-A5-12	.375	MS35489-68	-B5-12	.438	MS35489-97	-C5-12	.500
.312	.812	1.062	MS35489-118	-5-13	.312	MS35489-122	-A5-13	.375	MS35489-136	-B5-13	.438	MS35489-130	-C5-13	.500
.375	.625	.875	MS35489-11	-6-10	.312	MS35489-40	-A6-10	.375	MS35489-69	-B6-10	.438	MS35489-98	-C6-10	.500
.375	1.000	1.250	MS35489-12	-6-16	.250	MS35489-41	-A6-16	.312	MS35489-70	-B6-16	.375	MS35489-99	-C6-16	.438
.438	.688	.938	MS35489-13	-7-11	.312	MS35489-42	-A7-11	.375	MS35489-71	-B7-11	.438	MS35489-100	-C7-11	.500
.500	.812	1.062	MS35489-14	-8-13	.312	MS35489-43	-A8-13	.375	MS35489-72	-B8-13	.438	MS35489-101	-C8-13	.500
.500	1.250	1.500	MS35489-15	-8-20	.250	MS35489-44	-A8-20	.312	MS35489-73	-B8-20	.375	MS35489-102	-C8-20	.438
.562	.812	1.062	MS35489-16	-9-13	.312	MS35489-45	-A9-13	.375	MS35489-74	-B9-13	.438	MS35489-103	-C9-13	.500
.625	.875	1.125	MS35489-17	-10-14	.312	MS35489-46	-A10-14	.375	MS35489-75	-B10-14	.438	MS35489-104	-C10-14	.500
.625	1.250	1.500	MS35489-18	-10-20	.250	MS35489-47	-A10-20	.312	MS35489-76	-B10-20	.375	MS35489-105	-C10-20	.438
.688	1.000	1.312	MS35489-19	-11-16	.375	MS35489-48	-A11-16	.438	MS35489-77	-B11-16	.500	MS35489-106	-C11-16	.562
.750	1.062	1.375	MS35489-20	-12-17	.375	MS35489-49	-A12-17	.438	MS35489-78	-B12-17	.500	MS35489-107	-C12-17	.562
.750	1.250	1.625	MS35489-135	-12-20	.250	MS35489-123	-A12-20	.312	MS35489-127	-B12-20	.375	MS35489-131	-C12-20	.438
.750	1.438	1.812	MS35489-21	-12-23	.375	MS35489-50	-A12-23	.438	MS35489-79	-B12-23	.500	MS35489-108	-C12-23	.562
.750	1.625	2.000	MS35489-120	-12-26	.375	MS35489-124	-A12-26	.438	MS35489-128	-B12-26	.500	MS35489-132	-C12-26	.562
.875	1.250	1.625	MS35489-22	-14-20	.438	MS35489-51	-A14-20	.500	MS35489-80	-B14-20	.562	MS35489-109	-C14-20	.625
.875	1.625	2.000	MS35489-121	-14-26	.438	MS35489-125	-A14-26	.500	MS35489-129	-B14-26	.562	MS35489-133	-C14-26	.625
1.000	1.375	1.750	MS35489-23	-16-22	.438	MS35489-52	-A16-22	.500	MS35489-81	-B16-22	.562	MS35489-110	-C16-22	.625
1.000	1.875	2.250	MS35489-24	-16-30	.438	MS35489-53	-A16-30	.500	MS35489-82	-B16-30	.562	MS35489-111	-C16-30	.625
1.250	2.375	2.750	MS35489-25	-20-38	.438	MS35489-54	-A20-38	.500	MS35489-83	-B20-38	.562	MS35489-112	-C20-38	.625
1.250	2.500	2.875	MS35489-26	-20-40	.438	MS35489-55	-A20-40	.500	MS35489-84	-B20-40	.562	MS35489-113	-C20-40	.625
1.500	1.750	2.125	MS35489-27	-24-28	.438	MS35489-56	-A24-28	.500	MS35489-85	-B24-28	.562	MS35489-114	-C24-28	.625
1.500	2.750	3.250	MS35489-28	-24-44	.438	MS35489-57	-A24-44	.500	MS35489-86	-B24-44	.562	MS35489-115	-C24-44	.625
1.750	3.250	3.750	MS35489-29	-28-52	.500	MS35489-58	-A28-52	.562	MS35489-87	-B28-52	.625	MS35489-116	-C28-52	.688
2.000	3.500	4.000	MS35489-30	-32-56	.500	MS35489-59	-A32-56	.562	MS35489-88	-B32-56	.625	MS35489-117	-C32-56	.688

## FLEXIBLE DUCTING

SCAT Red. Single ply same as CAT except with silicone rubber impregnation.

VenaHT From -67 Deg F to over 500 Deg F.

**Sold in Standard 13-Foot Lengths Only**

Part#	Inside Diameter
SCAT-2A	5/8
SCAT-3	3/4
SCAT-3A	7/8
SCAT-4	1
SCAT-5	1-1/4
SCAT-6	1-1/2
SCAT-7	1-3/4
SCAT-8	2
SCAT-9	2-1/4
SCAT-10	2-1/2
SCAT-11	2-3/4
SCAT-12	3
SCAT-13	3-1/2
SCAT-14	4



# BREEZE

## Aero-Seal Aircraft Clamps

The original stainless steel worm-drive clamp. Heavy-duty four-piece Quadra-Lock construction enables far more tightening torque to be delivered to the band perforations. Band is constructed of 300 series half hard stainless steel. 200 series clamps are constructed of 410 stainless. SKYBOLT stocks 200 series clamps with safety collared screws.



AN737TW

MS35842

Standard Package - 10

QS200M	Effective Diameter	
	Min	Max
QS200M06S	7/16	25/32
QS200M08S	1/2	29/32
QS200M10S	9/16	1- 1/16
QS200M12S	11/16	1- 1/4
QS200M16S	13/16	1- 1/2
QS200M20S	13/16	1- 3/4
QS200M24S	1- 1/16	2
QS200M28S	1- 5/16	2- 1/4
QS200M32S	1- 9/16	2- 1/2
QS200M36S	1-13/16	2- 3/4
QS200M40S	2- 1/16	3
QS200M44S	2- 5/16	3- 1/4
QS200M48S	2- 9/16	3- 1/2
QS200M52S	2-13/16	3- 3/4
QS200M56S	3- 1/16	4
QS200M60S	3- 5/16	4- 1/4
QS200M64S	3- 9/16	4- 1/2
QS200M72S	4- 1/8	5
QS200M80S	4- 5/8	5- 1/2
QS200M88S	5- 1/8	6
QS200M96S	5- 5/8	6- 1/2
QS200M104S	6- 1/8	7
QS200M128S	5- 5/8	8- 1/2
QS200M152S	7- 1/8	10
QS200M188S	9- 3/8	12-1/4

AN737TW*	Effective Diameter	
	Min	Max
AN737TW22	7/16	11/16
AN737TW24	1/2	3/4
AN737TW26	9/16	13/16
AN737TW30	11/16	15/16
AN737TW34	13/16	1- 1/16
AN737TW38	15/16	1- 3/16
AN737TW44	61/64	1- 3/8
AN737TW46	1	1- 7/16
AN737TW48	1- 3/64	1- 1/2
AN737TW44-48	61/64	1- 1/2
AN737TW56	1-21/64	1- 3/4
AN737TW58	1- 3/8	1-13/16
AN737TW66	1- 5/8	2- 1/16
AN737TW56-66	1-21/64	2- 1/16
AN737TW74	1- 7/8	2- 5/16
AN737TW82	2- 1/8	2- 9/16
AN737TW91	2-13/32	2-27/32
AN737TW74-91	1- 7/8	2-27/32
AN737TW98	2- 5/8	3- 1/16
AN737TW107	2-29/32	3-11/32
AN737TW114	3- 1/8	3- 9/16
AN737TW98-114	2- 5/8	3- 9/16

MS35842	Effective Diameter	
	Min	Max
MS35842-10	7/16	25/32
MS35842-11	11/16	1- 1/4
MS35842-12	1- 1/16	2
MS35842-13	1-13/16	2- 3/4
MS35842-14	2- 9/16	3- 1/2
MS35842-15	3- 5/16	4- 1/4
MS35842-16	4- 1/8	7

### AeroSeal MINIATURES




Miniatures-Lightweight, streamlined clamps generally used for small (under 1") diameters. These clamps can handle pressures up to 1000psi with less than 15 in/lbs of torque

SKYBOLT stocks miniature clamps with 4-piece construction of 300 series stainless band and 410 series stainless hex screw.

### MINIATURE CLAMPS

Standard Package - 10

Part#	Effective Diameter	
	Min	Max
6604	7/32	5/8
6606	7/16	25/32
6608	1/2	29/32
6610	9/16	1- 1/16



**MS21919 CUSHIONED CLAMP**

Aluminum band with Chloroprene cushion (212F). For general purpose in areas contaminated with petroleum based hydraulic fluids and occasional fuel splash. Available CRES with silicone cushion (400F) or fluorosilicone cushion (450F).

Note: List depicts WDG (wedged) clamps. Unless specified, DG clamps may be supplied at reduced pricing until stocks are depleted.

**AN742 PLAIN CLAMP**

Steel - Cadmium plated per QQ-P-416  
Aluminum Alloy (D), CRES(F), High Temp(H).

Standard Package - 10

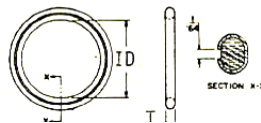
AN742	Tube Dia	AN742	Tube Dia
AN742D2	1/8	AN742D27	1- 3/4
AN742D3	3/16	AN742D28	
AN742D4	1/4	AN742D29	
AN742D5	5/16	AN742D30	1- 7/8
AN742D6	3/8	AN742D31	
AN742D7	7/16	AN742D32	2
AN742D8	1/2	AN742D33	
AN742D9	9/16	AN742D34	2- 1/8
AN742D10	5/8	AN742D35	
AN742D11	11/16	AN742D36	2- 1/4
AN742D12	3/4	AN742D37	
AN742D13	13/16	AN742D38	2- 3/8
AN742D14	7/8	AN742D39	2- 1/2
AN742D15	15/16	AN742D40	
AN742D16	1	AN742D41	
AN742D17	1- 1/16	AN742D42	2- 3/4
AN742D18	1- 1/8	AN742D43	
AN742D19	1- 3/16	AN742D44	
AN742D20	1- 1/4	AN742D45	3
AN742D21	1- 5/16	AN742D46	
AN742D22	1- 3/8	AN742D47	
AN742D23	1- 7/16	AN742D48	
AN742D24	1- 1/2	AN742D49	
AN742D25	1- 9/16	AN742D50	
AN742D26	1- 5/8	AN742D51	3- 1/4
		AN742D52	
		AN742D53	
		AN742D54	3- 1/2
		AN742D55	
		AN742D56	
		AN742D57	
		AN742D58	
		AN742D59	
		AN742D60	
		AN742D61	
		AN742D62	
		AN742D63	
		AN742D64	
		AN742D65	
		AN742D66	

Standard Package - 10

MS21919	Tube Dia	MS21919	Tube Dia
MS21919WDG1	1/16	MS21919WDG27	
MS21919WDG2	1/8	MS21919WDG28	1- 3/4
MS21919WDG3	3/16	MS21919WDG29	
MS21919WDG4	1/4	MS21919WDG30	1- 7/8
MS21919WDG5	5/16	MS21919WDG31	
MS21919WDG6	3/8	MS21919WDG32	2
MS21919WDG7	7/16	MS21919WDG33	
MS21919WDG8	1/2	MS21919WDG34	2- 1/8
MS21919WDG9	9/16	MS21919WDG35	
MS21919WDG10	5/8	MS21919WDG36	2- 1/4
MS21919WDG11	11/16	MS21919WDG37	
MS21919WDG12	3/4	MS21919WDG38	2- 3/8
MS21919WDG13	13/16	MS21919WDG39	2- 1/2
MS21919WDG14	7/8	MS21919WDG40	
MS21919WDG15	15/16	MS21919WDG41	
MS21919WDG16	1	MS21919WDG42	2- 3/4
MS21919WDG17	1- 1/16	MS21919WDG43	
MS21919WDG18	1- 1/8	MS21919WDG44	
MS21919WDG19	1- 3/16	MS21919WDG45	3
MS21919WDG20	1- 1/4	MS21919WDG46	
MS21919WDG21	1- 5/16	MS21919WDG47	3- 1/4
MS21919WDG22	1- 3/8	MS21919WDG48	
MS21919WDG23	1- 7/16	MS21919WDG49	3- 1/2
MS21919WDG24	1- 1/2	MS21919WDG50	
MS21919WDG25	1- 9/16	MS21919WDG51	
MS21919WDG26	1- 5/8	MS21919WDG52	4
		MS21919WDG53	
		MS21919WDG54	
		MS21919WDG55	
		MS21919WDG56	
		MS21919WDG57	
		MS21919WDG58	
		MS21919WDG59	
		MS21919WDG60	
		MS21919WDG61	
		MS21919WDG62	
		MS21919WDG63	
		MS21919WDG64	
		MS21919WDG65	
		MS21919WDG66	

**MS35769 Supercedes AN900 GASKET**

Copper-Asbestos. Temperature to 500F  
Pressure to 200PSI. Ring width = 1/4"  
Thickness = 3/32"



Standard Package - 10

MS35769	AN900	ID	MS35769	AN900	ID
MS35769-1	AN900-3	3/16	MS35769-24	AN900-17	1- 1/16
MS35769-2	AN900-4	1/4	MS35769-26	AN900-18	1- 1/8
MS35769-5	AN900-5	5/16	MS35769-29	AN900-19	1- 3/16
MS35769-6	AN900-6	3/8	MS35769-31	AN900-20	1- 1/4
MS35769-8	AN900-7	7/16	MS35769-33	AN900-21	1- 5/16
MS35769-9	AN900-8	1/2	MS35769-35	AN900-22	1- 3/8
MS35769-10	AN900-9	9/16	MS35769-38	AN900-23	1- 7/16
MS35769-11	AN900-10	5/8	MS35769-39	AN900-24	1- 1/2
MS35769-13	AN900-11	11/16	MS35769-41	AN900-25	1- 9/16
MS35769-15	AN900-12	3/4	MS35769-42	AN900-26	1- 5/8
MS35769-17	AN900-13	13/16	MS35769-46	AN900-27	1-11/16
MS35769-20	AN900-15	15/16	MS35769-51	AN900-29	1-13/16
MS35769-21	AN900-16	1	MS35769-52	AN900-30	1- 7/8

Note: This is not a complete list. Continental engine applications: A-65 thru O-200: AN900-10, Oil sump drain plug, oil temp probe, suction tube assembly. AN900-14, Oil Relief valve. AN900-22, Tach drive housing. AN900-28, Oil Screen.

**AN901 GASKET**

For Tube Connections  
1100 Aluminum Alloy or Copper  
Replace A with C to denote copper.

Standard Package - 10

AN901	Tube OD
AN901-4A	1/4
AN901-5A	5/16
AN901-6A	3/8
AN901-8A	1/2
AN901-10A	5/8



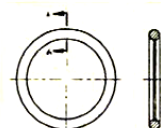
**MS28778**

Supercedes AN6290 Gasket

For Tube Fittings

Standard Package - 10

MS28778-AN6290-	Tube OD
MS28778-2	1/8
MS28778-3	3/16
MS28778-4	1/4
MS28778-5	5/16
MS28778-6	3/8
MS28778-8	1/2
MS28778-10	5/8




# ELECTRICAL TERMINALS

## NYLON RING TERMINALS MS20659 Type II

Flared Nylon with Internal Sleeve



Part#	Wire			STD
	Size	Stud	Color	PKG
FND2622-2	26-22	2		100
FND2622-3	26-22	4		100
FND2622-M3	26-22	6		100
FND2216-S3	22-18	4	Red	100
FND2216-M3	22-18	6	Red	100
FND2216-4	22-18	8	Red	100
FND2216-5	22-18	10	Red	100
FND2216-6	22-18	1/4	Red	100
FND2216-8	22-18	5/16	Red	100
FND2216-9	22-18	3/8	Red	100
FND1614-M3	16-14	6	Blue	100
FND1614-4	16-14	8	Blue	100
FND1614-M5	16-14	10	Blue	100
FND1614-6	16-14	1/4	Blue	100
FND1614-8	16-14	5/16	Blue	100
FND1614-9	16-14	3/8	Blue	100
FND1210-S3	12-10	6	Yellow	100
FND1210-4	12-10	8	Yellow	50
FND1210-5	12-10	10	Yellow	100
FND1210-S6	12-10	1/4	Yellow	50
FND1210-S8	12-10	5/16	Yellow	100
FND1210-9	12-10	3/8	Yellow	50
FN8-8	8	5/16		10
FN4-9	4	3/8		10
1582	2	3/8		10



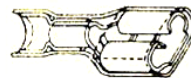
FND Terminals



1582 Terminals

### FULLY INSULATED SPADE CONNECTOR

Part#	Wire			STD
	Size	Type	TAB	PKG
LNDF2216T-250M	22-18	Female	.032X.250	100
LNDF1614T-250M	16-14	Female	.032X.250	100
LNDM2216T-250M	22-18	Male	.032X.250	100
LNDM1614T-250M	16-14	Male	.032X.250	100



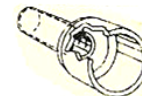
### BUTT CONNECTOR

Part#	Wire			STD
	Size	Type	Color	PKG
NDCW2216	22-18	Window,Nylon	Red	50
NDCW1614	16-14	Window,Nylon	Blue	50
NDCW1210	12-10	Window,Nylon	Yellow	50
NCL2622	26-22	Clear,Nylon	Yellow	100
NCL2216	22-18	Clear,Nylon	Red	100
NCL1614	16-14	Clear,Nylon	Blue	100
NCL1210	12-10	Clear,Nylon	Yellow	100
FVC2216WS	22-18	Insul,Vinyl	Red	100
FVC1614WS	16-14	Insul,Vinyl	Blue	100
FVC1210WS	12-10	Insul,Vinyl	Yellow	100
C1210	12-10	Uninsulated		50



CRIMP CONNECTOR - NYLON

### KNIFE DISCONNECT - VINYL



Part#	Wire			STD
	Size	Type	Color	PKG
FV2216K	22-18	Insulated	Red	100
FV1614K	16-14	Insulated	Blue	100
FV1210K	12-10	Insulated	Yellow	100

Part#	Wire
	Size
2218SDB	22-18
1614SDB	16-14
1210SDB	12-10

# ELECTRICAL - TUBING, SPIRAL WRAP, CABLE TIES



**HEAT SHRINK TUBING** - When placed over wire strand, Heat Shrink Tubing, when heated, shrinks to a neat insulating splice cover.

Packaged - Sea 10" Lengths

Part#	Expanded		Fully Recovered	
	Size	ID(Max)	Nominal	Wall
HST-16	1/16	.031	.017	
HST-32	3/32	.046	.020	
HST-18	1/8	.062	.020	
HST-36	3/16	.093	.020	
HST-14	1/4	.125	.025	
HST-56	5/16	.156	.025	
HST-38	3/8	.187	.025	
HST-12	1/2	.250	.025	
HST-10	1		.035	

**VINYL TUBING** - For harnessing, cabling, and conduit protection on electrical equipment requiring clear tubing with good flexibility at low temperatures. Temperature range is -73C to 85C. Made to MIL-I-7444B, Type 1.

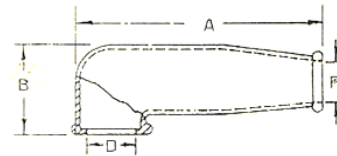
Part#	AWG	Nom	Nom	Wire
	Size	ID	Wall	Size
PVC-80-12	12	.085	.016	
PVC-80-8	8	.133	.020	18
PVC-80-7	7	.148	.020	16
PVC-80-6	6	.166	.020	14
PVC-80-5	5	.186	.020	12
PVC-80-4	4	.208	.020	10
PVC-80-7/16	7/16	.438	.025	
PVC-80-1/2	1/2	.500	.025	2



**PLASTIC SPIRAL WRAP TU** - An effective way to bundle wire harnesses. Non-flame retardant. Clear

Part#	Bundle Dia
HT-1/4-C	3/16 to 2"
HT-3/8-C	5/16 to 3"
HT-1/2-C	3/8 to 4"

**ELECTRICAL TERMINAL NIPPLE - MS25171**  
Class II Grade 50 Silicone.



Part#	A	B	D	F
MS25171-1S	1.38	.56	.40	.16
MS25171-2S	2.50	1.00	.56	.31
MS25171-3S	2.50	1.00	.56	.43
MS25171-4S	2.50	1.00	.56	.56



## CABLE TIES

PART#	ALT#	Color	Length	Strength	MIN	MAX
					DIA	DIA
HT102-O	8800B	Black	4"	18Lb	1/16	15/16
HT104-O	8801B	Black	5 1/2"	40	1/16	1-1/4
HT107-O	8802B	Black	7 1/2"	50	1/16	2-1/8
HT108-O	8803B	Black	11"	50	1/16	3
HT109-O	8804B	Black	15"	50	1/16	4

**FBO Electrical Kit**  
(See Hardware Kits)

## The Skybolt® Team



**Ned & Debra Bowers**

....The Real Deal. Together, Ned and Debra bring decades of aviation experience, business, and engineering expertise to our manufacturing business.



**Delta Air Lines CAPT. Ned C. Bowers**  
**Homecoming - JAN. 13, 2017 Munich to Atlanta**

Some History...As a young aviator, Ned built his first airplane in the family basement in Goose Bay, Labrador at age 5, where his father, Lt. Col. Win Bowers, was stationed after WWII during his career in the United States Air Force. Ned's first engineering job was with NASA on the Saturn V during Apollo, Skylab, and the Shuttle design program. Ned was hired by National Airlines in 1979 and is a recently retired Boeing 767-400ER Delta Airlines Captain. All said and done, between National, Pan Am and Delta, Ned flew over 1,000 Atlantic crossings, 25,000 hours with a perfect safety record, spanning 38 years flying for major airlines. "This kind of record was not by chance; it came from accepting the responsibility, and the consistent respect I have for the profession and the many support people dedicated to policy and integrity". Ned brings that same dedication to Skybolt and to our incredible team every day.

As Vice President & General Manager, Debra oversees and manages the daily operations of Skybolt, since February 2001. Her background includes many years of experience in sales, marketing, and event management within the aviation market, including her position as Programs & Development Director for the Sun 'n Fun Air Museum from 1988. In 1993, Debra joined Kermit Weeks as a member of his Opening Team at Fantasy of Flight as the Director of Marketing until 2001, before coming on board with Skybolt. Debra is a volunteer and member of the EAA Air Operations Team in Oshkosh, WI, working with the Air Ops Chairmen, Performers, and special guests and continues to work with Stallion 51 Corp. during special events throughout the year. An aviation professional with a keen instinct for customer appreciation and service, Debra rounds out a purposeful management team that represents the absolute finest in aviation expertise.

Between Ned and Debra Bowers, there is an immense amount of experience in aviation, aerospace, and performance racing they have shared through the years. "It is not by chance that we have set out to become a major player in aerospace manufacturing while cherishing the relationships with our customers, our friends, and the many great legends in the industries we serve."



## Founders Win, Dotty and Ned Bowers.

Dad's A2 jacket (on the left) was made in 1942 and saw a lot of combat in the 15th Air Force. Ned's A2 jacket (on the right), was made in 1990. Ned honorably flew with the Collings Foundation for over 9-years which included hundreds of B17 and B24 veteran flights, reunions, and memorials all across America.



Skybolt® built a highly successful racing team in the 1990s through 2010 with driver Matt Bowers. Many thanks to Sean Tucker for the encouragement and 'words of wisdom' he has shared with all of our team during those years.

## Skybolt® Team Members

April Braun	Sales Manager, Purchasing, Training	Joined Skybolt® 2003
Christy Exum	Shipping Manager, Invoicing & Sales	Joined Skybolt® 2007
Tyler Evans	Sales	Joined Skybolt® 2021
Brenda Fleming	AS9100 Quality Control Special Projects	Joined Skybolt® 2016
Betty Carr	Receiving – Quality Control	Joined Skybolt® 2005
Harry Swinnes	Machining Operations, SolidWorks and IT	Joined Skybolt® 2021
Blair Good	Production and Assembly Team	Joined Skybolt® 2019
Roger Danforth	Production and Assembly Team	Joined Skybolt® 2022
Erin McKay	Production and Assembly Team	Joined Skybolt® 2022
Susan Martin	Receiving – Quality Control	Joined Skybolt® 2018
Jody Perine	Production and Assembly Manager	Joined Skybolt® 2019
Carolyn Carlton	Accounting and Administration	Joined Skybolt® 1982
Carlos Osorio	Manager of Machining Operations	Joined Skybolt® 1993
Jeff Branch	Tool & Die, Machining Operations	Joined Skybolt® 2015
Russ Ortner	SolidWorks Engineering, Product Development	Joined Skybolt® 1998
Orestes Lorenzo	Flight Operations, Chief Pilot	Joined Skybolt® 2014
Matt Bowers	Marketing – Aviation, Racing, IT Specialist	Joined Skybolt® 1991
Patrick Recor	Mazak Programming-Machining	Joined Skybolt® 2021
Dave Mischia	Special Projects-Finishing	Joined Skybolt® 2019
Hanna Armitage	Sales – Special Projects- On Line Programming	Joined Skybolt® 2022
Sean Donnelly	Solid Works-Certs-3D Program Manager	Joined Skybolt® 2021
James Yates	Production and Assembly Team	Joined Skybolt® 2022
Ashley Hall	Production and Assembly Team	Joined Skybolt® 2022
Tom Hawley	Tool & Die, Quality Control, Plant Manager	Joined Skybolt® 2021

## Tap Chart – Metric Threads

Tap size	Basic major dia (mm)	Basic major dia (inch)	mm per thread	Drill size (mm)	Drill size (inch)
M1.6 x 0.35	1,6mm	0.063	0.35	1,25mm	#55
M2 x 0.4	2mm	0.0787	0.4	1,6mm	#52
M2.5 x 0.45	2,5mm	0.0984	0.45	2,05mm	#46
M3 x 0.5	3mm	0.1181	0.5	2,5mm	#39
M3.5 x 0.6	3,5mm	0.1378	0.6	2,9mm	#32
M4 x 0.7	4mm	0.1575	0.7	3,3mm	#30
M5 x 0.8	5mm	0.1969	0.8	4,2mm	#19
M6 x 1	6mm	0.2362	1	5mm	#8
M8 x 1.25	8mm	0.315	1.25	6,8mm	H
M8 x 1	8mm	0.315	1	7mm	J
M10 x 1.5	10mm	0.3937	1.5	8,5mm	R
M10 x 1.25	10mm	0.3937	1.25	8,8mm	Nov-32
M12 x 1.75	12mm	0.4724	1.75	10,2mm	13/32
M12 x 1.25	12mm	0.4724	1.25	10,8mm	27/64
M14 x 2	14mm	0.5512	2	12mm	15/32
M14 x 1.5	14mm	0.5512	1.5	12,5mm	2-Jan
M16 x 2	16mm	0.6299	2	14mm	35/64
M16 x 1.5	16mm	0.6299	1.5	14,5mm	37/64
M18 x 2.5	18mm	0.7087	2.5	15,5mm	39/64
M18 x 1.5	18mm	0.7087	1.5	16,5mm	21/32
M20 x 2.5	20mm	0.7874	2.5	17,5mm	16-Nov
M20 x 1.5	20mm	0.7874	1.5	18,5mm	47/64
M22 x 2.5	22mm	0.8661	2.5	19,5mm	49/64
M22 x 1.5	22mm	0.8661	1.5	20,5mm	13/16
M24 x 3	24mm	0.9449	3	21mm	53/64
M24 x 2	24mm	0.9449	2	22mm	8-Jul
M27 x 3	27mm	1.063	3	24mm	15/16
M27 x 2	27mm	1.063	2	25mm	1

## Tap Chart – UNC/UNF Threads

Tap size	NF/NC UNF/ UNC	Threads per inch	Basic major dia (inches)	Basic effective dia (inches)	Minor dia of ext. threads (inches)	Minor dia of int. threads (inches)	Drill size
0-80	UNF	80	0.06	0.0519	0.0447	0.0465	3/64
1-64	UNC	64	0.073	0.0629	0.0538	0.0561	#54
2-56	UNC	56	0.086	0.0744	0.0641	.0667	#50
2-64	UNF	64	0.086	0.0759	0.0668	.0691	#50
4-40	UNC	40	0.112	0.0958	0.0813	.0849	#43
4-48	UNF	48	0.112	0.0985	0.0864	.0894	#42
5-40	UNC	40	0.125	0.1088	0.0943	.0979	#38
5-44	UNF	44	0.125	0.1102	0.0971	.1004	#37
6-32	UNC	32	0.136	0.1177	0.0997	.1042	#36
6-40	UNF	40	0.136	0.1218	0.1073	.1109	#33
8-32	UNC	32	0.164	0.1437	0.1257	.1302	#29
8-36	UNF	36	0.164	0.146	0.1299	.1339	#29
10-24	UNC	24	0.19	0.1629	0.1389	.1449	#25
10-32	UNF	32	0.19	0.1697	0.1517	.1562	#21
1/4-20	UNC	20	0.25	0.2175	0.1887	.1959	#7
1/4-28	UNF	28	0.25	0.2268	0.2062	.2113	#3
5/16-18	UNC	18	0.3125	0.2764	0.2443	.2524	F
5/16-24	UNF	24	0.3125	0.2854	0.2614	.2674	I
3/8-16	UNC	16	0.375	0.3344	0.2983	.3073	5/16
3/8-24	UNF	24	0.375	0.3479	0.3239	.3299	Q
7/16-14	UNC	14	0.4375	0.3911	0.3499	.3602	U
7/16-20	UNF	20	0.4375	0.405	0.3762	.3834	25/64
1/2-13	UNC	13	0.5	0.45	0.4056	.4167	27/64
1/2-20	UNF	20	0.5	0.4675	0.4387	.4459	29/64
9/16-12	UNC	12	0.5625	0.5084	0.4603	.4723	31/64
9/16-18	UNF	18	0.5625	0.5264	0.4943	.5024	33/64
5/8-11	UNC	11	0.625	0.566	0.5135	.5266	17/32
5/8-18	UNF	18	0.625	0.5869	0.5568	.5649	37/64
3/4-10	UNC	10	0.75	0.665	0.6273	.6417	21/32
3/4-16	UNF	16	0.75	0.7094	0.6733	.6823	11/16
7/8-9	UNC	9	0.875	0.8028	0.7387	.7547	49/64
7/8-14	UNF	14	0.875	0.8286	0.7874	.7977	13/16
1-8	UNC	8	1	0.9188	0.8466	.8647	7/8
1-14	UNF	14	1	0.9459	0.8978	.9098	15/16
1 1/8-7	UNC	7	1.125	1.0322	0.9497	.9704	63/64
1 1/8-12	UNF	12	1.125	1.0709	1.0228	1.0348	1 3/64
1 1/4-7	UNC	7	1.25	1.1572	1.0747	1.0954	1 7/64
1 3/8-6	UNC	6	1.375	1.2667	1.1705	1.1946	1 13/64
1 1/2-6	UNC	6	1.5	1.3917	1.2955	1.3196	1 11/32
1 3/4-5	UNC	5	1.75	1.6201	1.5046	1.5335	1 35/64
2-4.5	UNC	4.5	2	1.8557	1.7274	1.7594	1 25/32



### Decimal Equivalents - Lettered Drills

No. Drill	In. Diam	No. Drill	In. Diam.	No. Drill	In. Diam
A	.234	J	.277	S	.348
B	.238	K	.281	T	.358
C	.242	L	.290	U	.368
D	.246	M	.295	V	.377
E	.250	N	.302	W	.386
F	.257	O	.316	X	.397
G	.261	P	.323	Y	.404
H	.266	Q	.332	Z	.413
I	.272	R	.339		



### Decimal Equivalents - Numbered Drills

No. Drill	Size In.	No. Drill	Size In.	No. Drill	Size In.	No. Drill	Size In.
1	0.2230	21	0.1590	41*	0.0960	61	0.0390
2	0.2210	22	0.1570	42	0.0935	62	0.0380
3	0.2130	23	0.1540	43	0.0890	63	0.0370
4	0.2090	24	0.1520	44	0.0860	64	0.0360
5	0.2055	25	0.1495	45	0.0820	65	0.0350
6	0.2040	26	0.1470	46	0.0810	66	0.0330
7	0.2010	27	0.1440	47	0.0785	67	0.0320
8	0.1990	28	0.1405	48	0.0760	68	0.0310
9	0.1960	29	0.1360	49	0.0730	69	0.9292
10	0.1935	30*	0.1285	50	0.0700	70	0.0280
11	0.1910	31	0.1200	51	0.0670	71	0.0260
12	0.1890	32	0.1160	52	0.0635	72	0.0250
13	0.1850	33	0.1130	53	0.0595	73	0.0240
14	0.1820	34	0.1110	54	0.0550	74	0.0225
15	0.1800	35	0.1100	55	0.0520	75	0.0210
16	0.1770	36	0.1065	56	0.0465	76	0.0200
17	0.1730	37	0.1040	57	0.0430	77	0.0180
18	0.1695	38	0.1015	58	0.0420	78	0.0160
19	0.1660	39	0.0995	59	0.0410	79	0.0145
20	0.1610	40	0.0980	60	0.0400	80	0.0135

\*Common 1/8 and 3/32 drills

### Decimal Equivalents Chart

Inch Fraction	Decimal Equiv	Inch Fraction	Decimal Equiv.	Inch Fraction	Decimal Equiv
1/64	.0156	23/64	.3594	45/64	.7031
1/32	.0312	3/8	.375	23/32	.7187
3/64	.0469	25/64	.3906	47/64	.7344
1/16	.0625	13/32	.4062	3/4	.75
5/64	.0781	27/64	.4219	49/64	.7656
3/32	.0937	7/16	.4375	25/32	.7812
7/64	.1094	29/64	.4531	51/64	.7969
1/8	.125	15/32	.4687	13/16	.8125
9/64	.1406	31/64	.4844	53/64	.8281
5/32	.1562	1/2	.5	27/32	.8437
11/64	.1719	33/64	.5156	55/64	.8594
3/16	.1875	17/32	.5312	7/8	.875
13/64	.2031	35/64	.5469	57/64	.8906
7/32	.2187	9/16	.5625	29/32	.9062
15/64	.2344	37/64	.5781	59/64	.9219
1/4	.25	19/32	.5937	15/16	.9375
17/64	.2656	39/64	.6094	61/64	.9531
9/32	.2812	5/8	.625	31/32	.9687
19/64	.2969	41/64	.6406	63/64	.9844
5/16	.3125	21/32	.6562	1	1.00
21/64	.3281	43/64	.6719		
11/32	.3437	11/16	.6875		

### Sheet Stock Gauge

No. of Gauge	Gauge Alum (B & S)	Steel (U.S. Std.)	No. of Gauge	Gauge Alum (B & S)	Steel (U.S. Std.)	No. of Gauge	Gauge Alum (B & S)	Steel (U.S. Std.)
10	.1019	.1345	17	.0453	.0538	24	.0201	.0239
11	.0907	.1196	18	.0403	.0478	25	.0179	.0206
12	.0808	.1046	19	.0359	.0418	26	.0159	.0179
13	.0720	.0897	20	.0320	.0359	27	.0142	.0164
14	.0641	.0747	21	.0285	.0329	28	.0126	.0149
15	.0571	.0673	22	.0253	.0299	29	.0113	.0135
16	.0508	.0598	23	.0226	.0269	30	.0100	.0120

### Conversions

.0394 inches = 1 mm
25.4 mm = 1 inch
Inches x 25.4 = mm
mm ÷ 25.4 = Inches
1 LB = 453.59 Grams
1 Gram = .0022 LB
LB x 453.59237 = Grams
Grams ÷ 453.59237 = LB